



US00D465163S

(12) **United States Design Patent**  
**Bodino**

(10) **Patent No.:** **US D465,163 S**

(45) **Date of Patent:** **\*\* Nov. 5, 2002**

(54) **WRISTWATCH**

(75) **Inventor:** **Giampiero Bodino, Milan (IT)**

(73) **Assignee:** **Luxury Timepieces International SA,**  
**Neuchâtel (CH)**

(\*\*) **Term:** **14 Years**

(21) **Appl. No.:** **29/145,493**

(22) **Filed:** **Jul. 25, 2001**

(30) **Foreign Application Priority Data**

Jan. 25, 2001 (XH) ..... DMA/005 150

(51) **LOC (7) Cl. .... 10-02**

(52) **U.S. Cl. .... D10/32**

(58) **Field of Search** ..... D10/1-39, 122-132;  
368/276-277, 285, 281-282; 224/168, 164,  
178; D11/3-25; 63/1.11, 3, 5, 11

(56) **References Cited**

**U.S. PATENT DOCUMENTS**

D381,588 S \* 7/1997 Weston ..... D10/32

D408,745 S \* 4/1999 Charriol ..... D10/32  
D414,706 S \* 10/1999 Jorst ..... D10/32  
D423,373 S \* 4/2000 Wunderman ..... D10/32  
D440,887 S \* 4/2001 Tripet ..... D10/32

\* cited by examiner

*Primary Examiner*—Nelson C. Holtje

(74) *Attorney, Agent, or Firm*—Sughrue Mion, PLLC

(57) **CLAIM**

The ornamental design for a wristwatch, as shown.

**DESCRIPTION**

FIG. 1 is a perspective view of the front and right side of a wristwatch showing my new design;

FIG. 2 is a front view thereof;

FIG. 3 is a rear view thereof;

FIG. 4 is a right side view thereof;

FIG. 5 is a left side view thereof;

FIG. 6 is an end view of one end thereof; and,

FIG. 7 is an end view of the opposite end thereof.

**1 Claim, 2 Drawing Sheets**



FIG. 1



FIG. 2




FIG. 3




FIG. 4




FIG. 6




FIG. 5



FIG. 7

