



US00D465114S

(12) **United States Design Patent**
Chen

(10) **Patent No.:** **US D465,114 S**

(45) **Date of Patent:** **** Nov. 5, 2002**

(54) **BACKREST COVER**

(76) **Inventor:** **Shih-Chang Chen**, 58, Ma Yuan West St., Taichung (TW)

(**) **Term:** **14 Years**

(21) **Appl. No.:** **29/152,970**

(22) **Filed:** **Oct. 18, 2001**

(51) **LOC (7) Cl.** **06-06**

(52) **U.S. Cl.** **D6/502; D6/366**

(58) **Field of Search** D6/334, 335, 364, D6/365, 366, 367, 380, 500, 501, 502; 297/354.1, 354.11, 411.2

(56) **References Cited**

U.S. PATENT DOCUMENTS

D195,770 S	*	7/1963	Isola	D6/367
D211,461 S	*	6/1968	Walkinshaw	D6/367
D218,159 S	*	7/1970	Harlang	D6/366
D232,398 S	*	8/1974	Sottsass, Jr.	D6/366
D233,807 S	*	12/1974	Arlesheim	D6/366

D308,606 S	*	6/1990	Behringer	D6/366
D395,172 S	*	6/1998	Pate	D6/366
D410,808 S	*	6/1999	Baumann et al.	D6/500
D420,540 S	*	2/2000	Baumann et al.	D6/500

* cited by examiner

Primary Examiner—Gary D. Watson

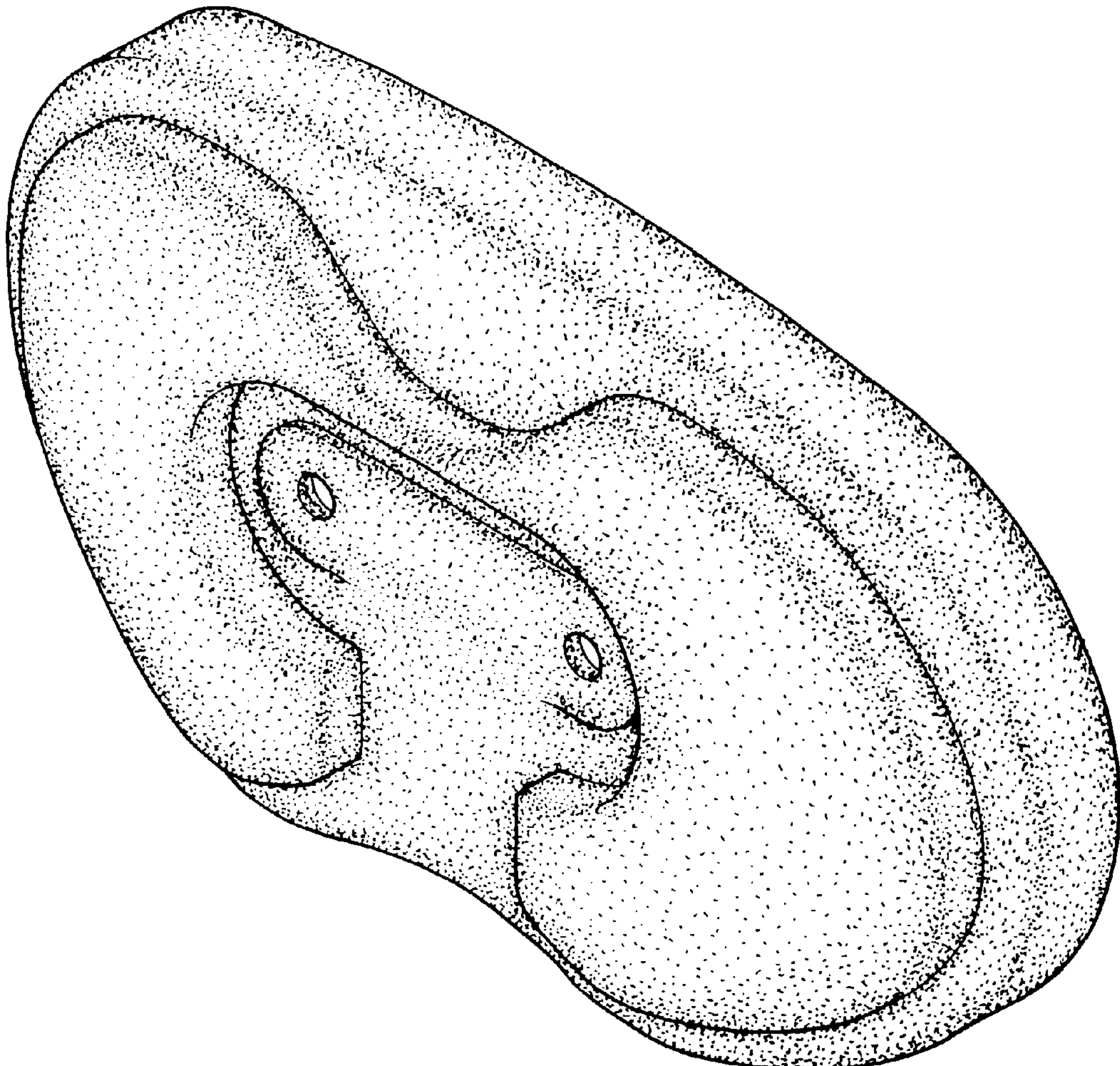
(57) **CLAIM**

The ornamental design for a backrest cover, as shown and described.

DESCRIPTION

FIG. 1 is a front elevational view of a backrest cover showing my design;
FIG. 2 is a rear elevational view thereof;
FIG. 3 is a left side elevational view thereof;
FIG. 4 is a right side elevational view thereof;
FIG. 5 is a top plan view thereof;
FIG. 6 is a bottom plan view thereof; and,
FIG. 7 is a perspective view thereof.

1 Claim, 4 Drawing Sheets



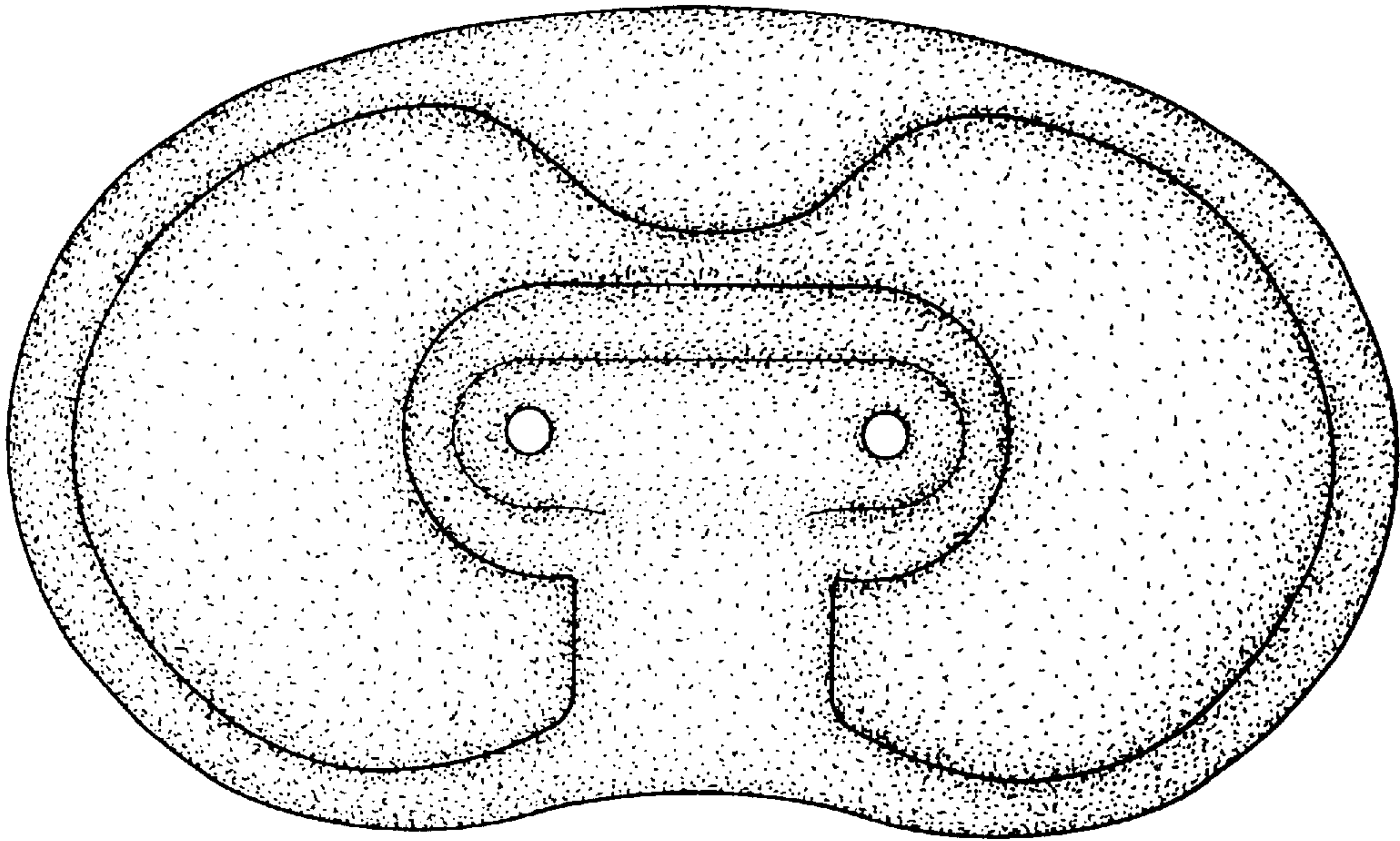


FIG. 1

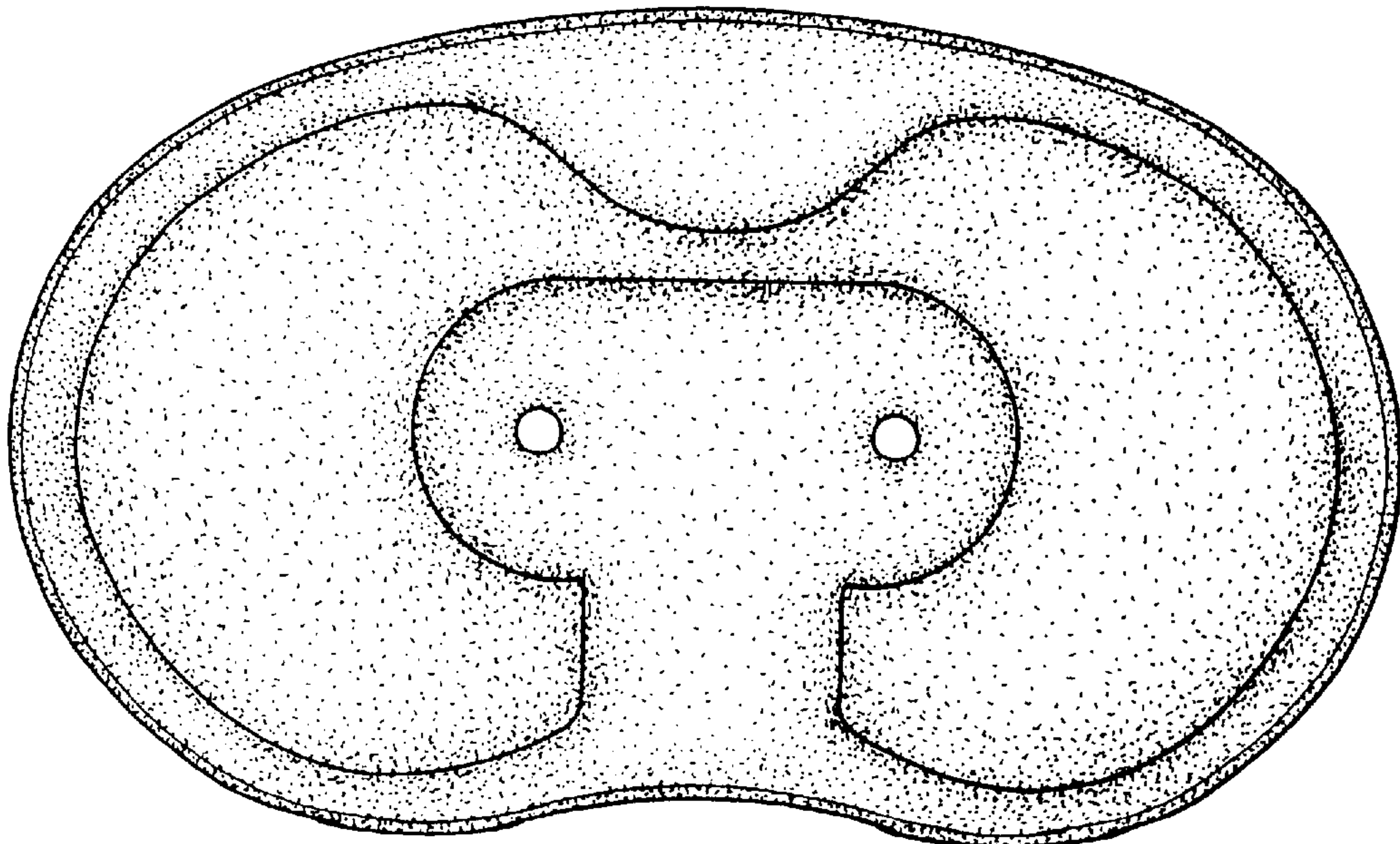


FIG. 2




FIG. 3




FIG. 4



FIG. 5

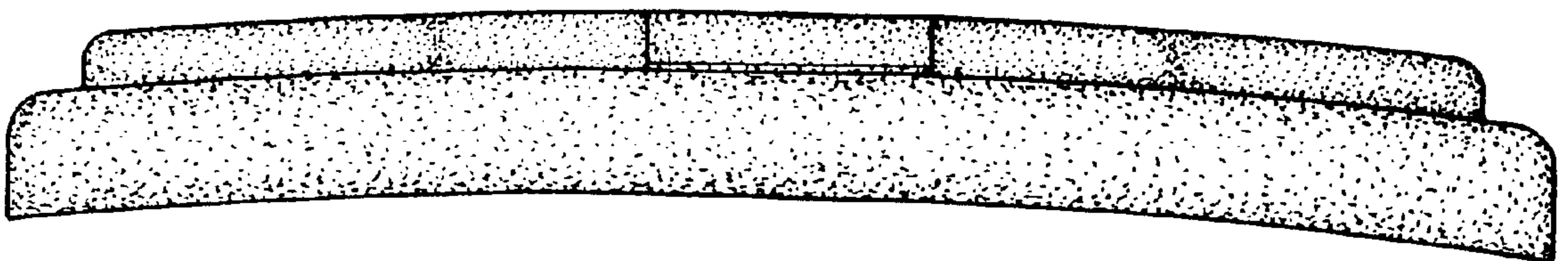


FIG. 6

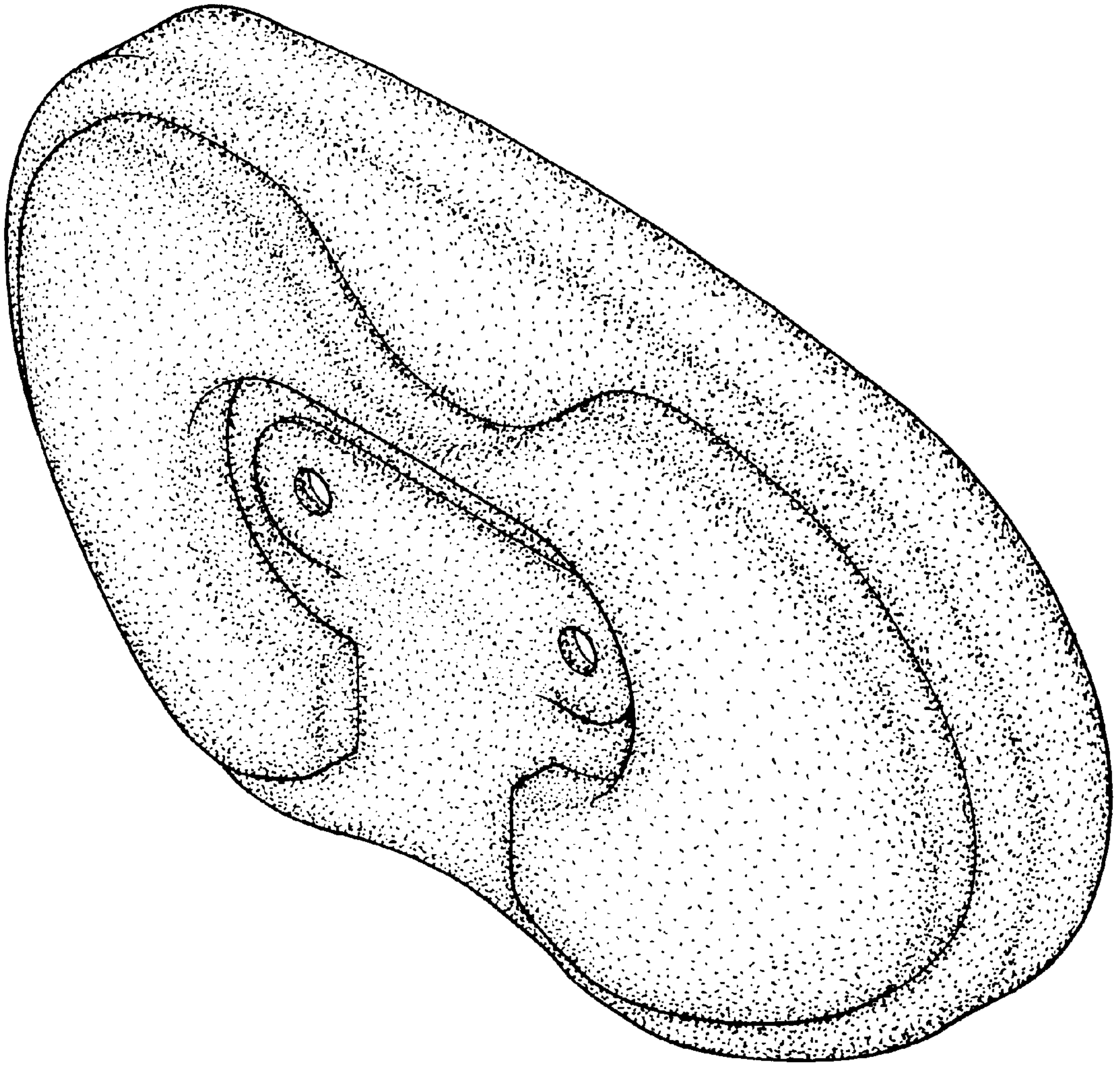


FIG. 7