



US00D465109S

(12) **United States Design Patent**
Bannister

(10) **Patent No.:** **US D465,109 S**

(45) **Date of Patent:** **** Nov. 5, 2002**

(54) **FLAG CONTAINER**

D430,755 S * 9/2000 Simmons D6/470

(76) Inventor: **Donald M. Bannister**, 4532 Valley Dr.,
North Las Vegas, NV (US) 89031

* cited by examiner

(**) Term: **14 Years**

Primary Examiner—Cathron C. Brooks

(74) *Attorney, Agent, or Firm*—Harry M. Weiss; Weiss &
Moy, P.C.

(21) Appl. No.: **29/142,502**

(57) **CLAIM**

(22) Filed: **May 29, 2001**

The ornamental design for a flag container, as shown and
described.

(51) **LOC (7) Cl.** **06-04**

(52) **U.S. Cl.** **D6/470**

(58) **Field of Search** D6/449, 455, 457,
D6/466, 470, 471, 472, 475; 312/107, 114,
117, 138.1, 203, 234

DESCRIPTION

FIG. 1 is a front elevational view of my flag container
showing a glass or clear plastic triangular shaped window in
a frame.

FIG. 2 is a top view of the flag container of FIG. 1.

FIG. 3 is a right side elevational view of the flag container
of FIG. 1.

FIG. 4 is a left side elevational view of the flag container of
FIG. 1.

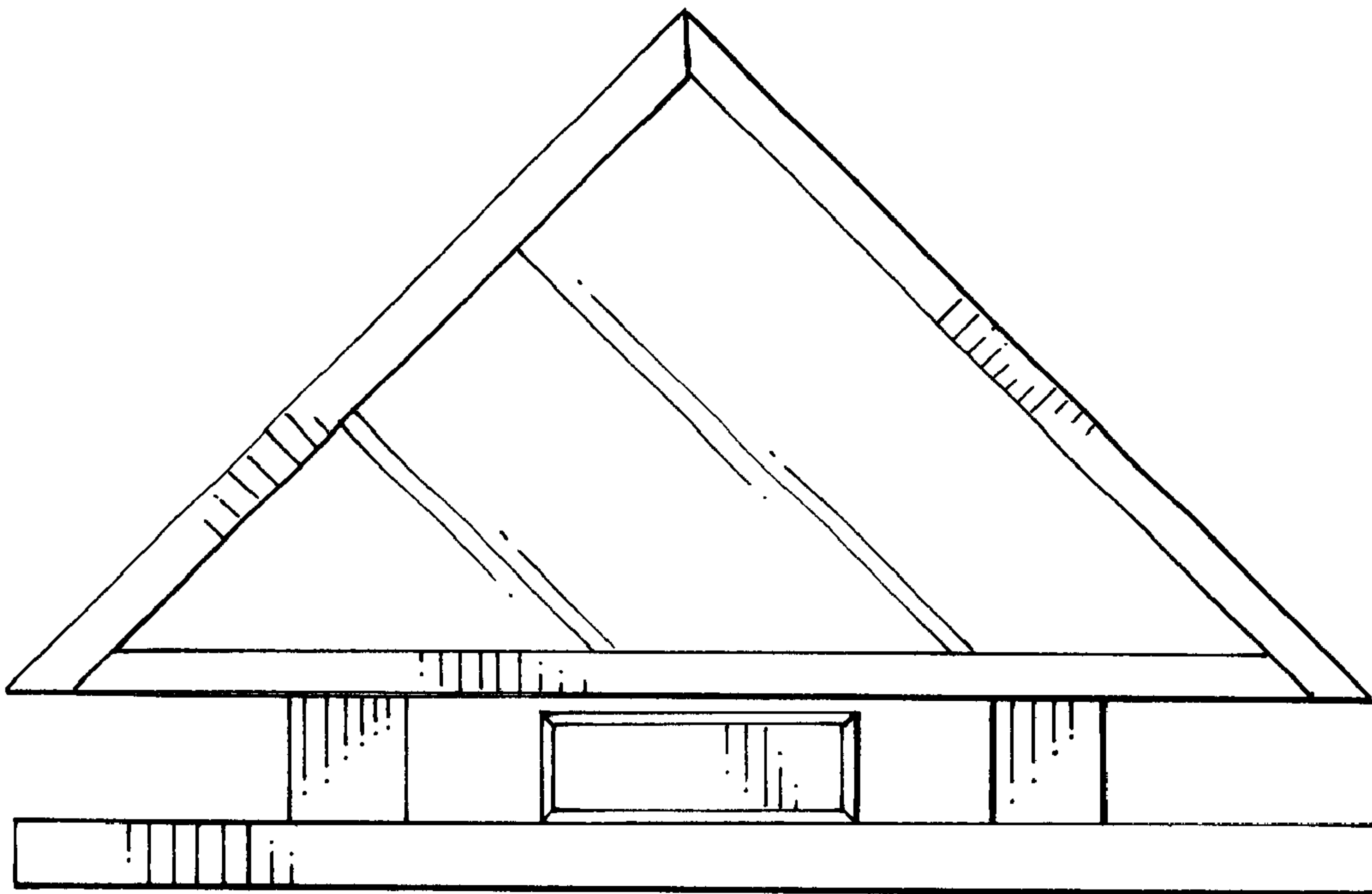
FIG. 5 is a bottom view of the flag container of FIG. 1; and,
FIG. 6 is a rear elevational view of te flag contaner of FIG.
1.

(56) **References Cited**

U.S. PATENT DOCUMENTS

D248,507 S	*	7/1978	Pivec	D6/471
D267,686 S	*	1/1983	Dawson	D6/559
4,879,145 A	*	11/1989	McLellan et al.	D6/470 X
D310,454 S	*	9/1990	Beasley	D6/470
D318,198 S	*	7/1991	Francetic	D6/470
D323,257 S	*	1/1992	Cornwell	D6/470
D346,520 S	*	5/1994	Barfield	D6/552
D352,191 S	*	11/1994	Zorian	D6/470

1 Claim, 1 Drawing Sheet



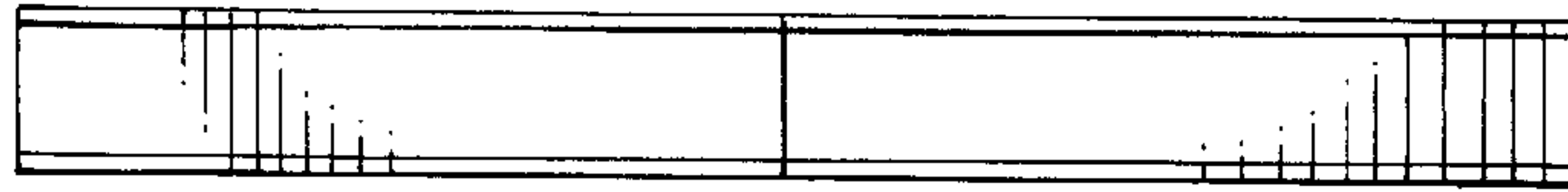


FIG. 2

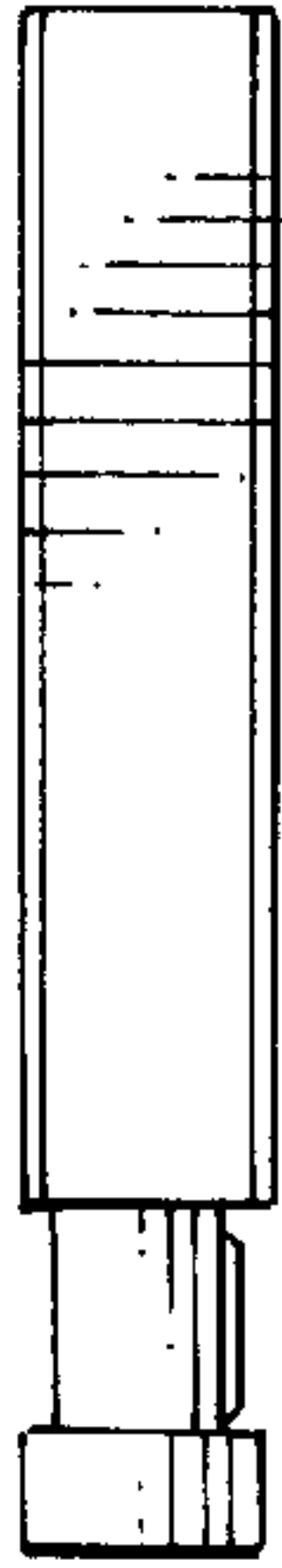


FIG. 3

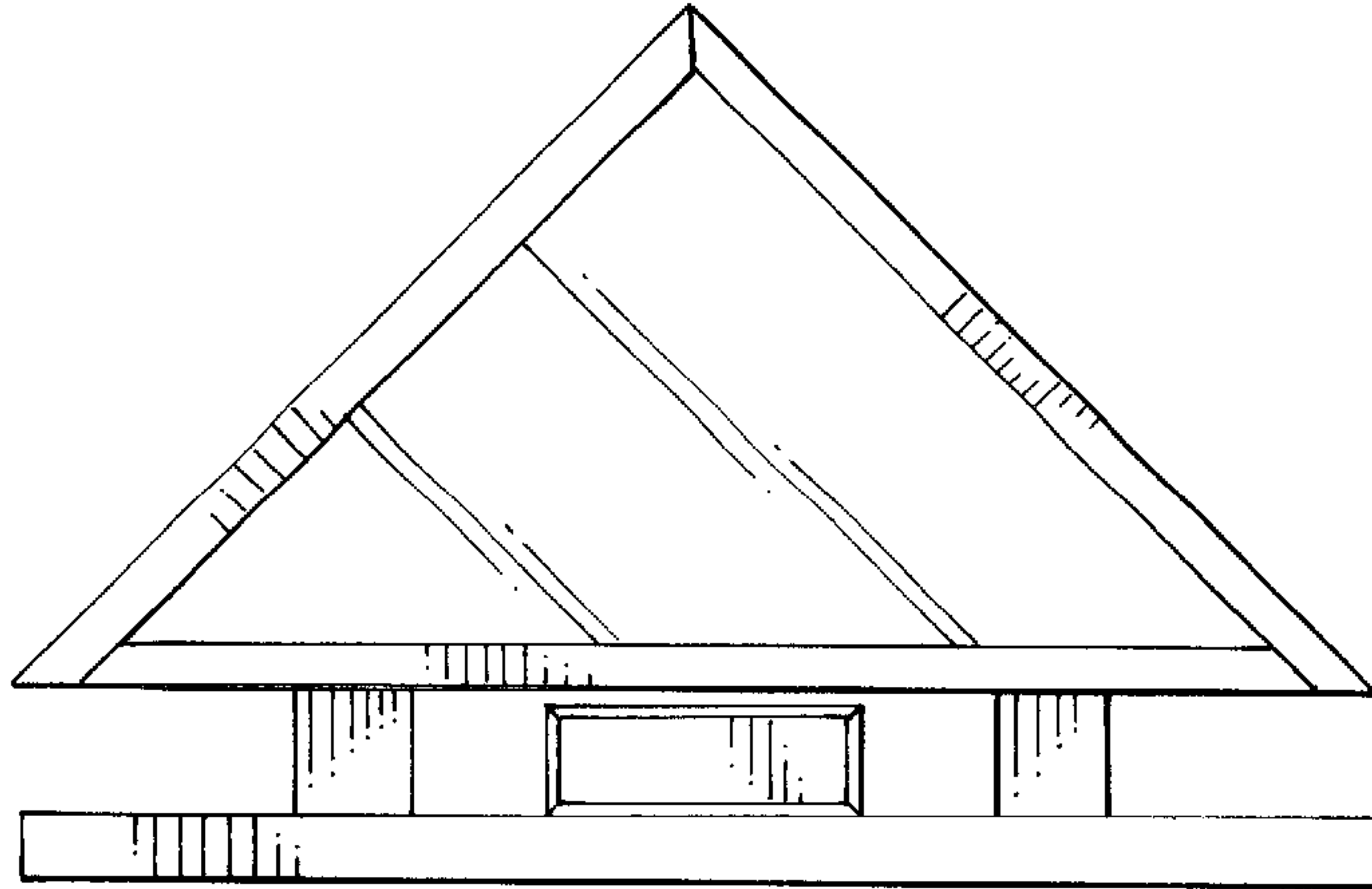


FIG. 1

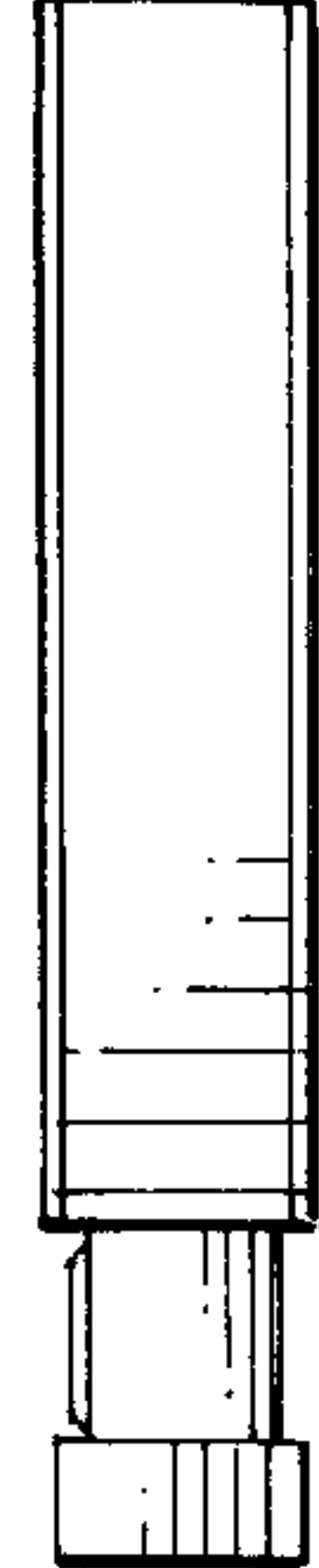


FIG. 4



FIG. 5

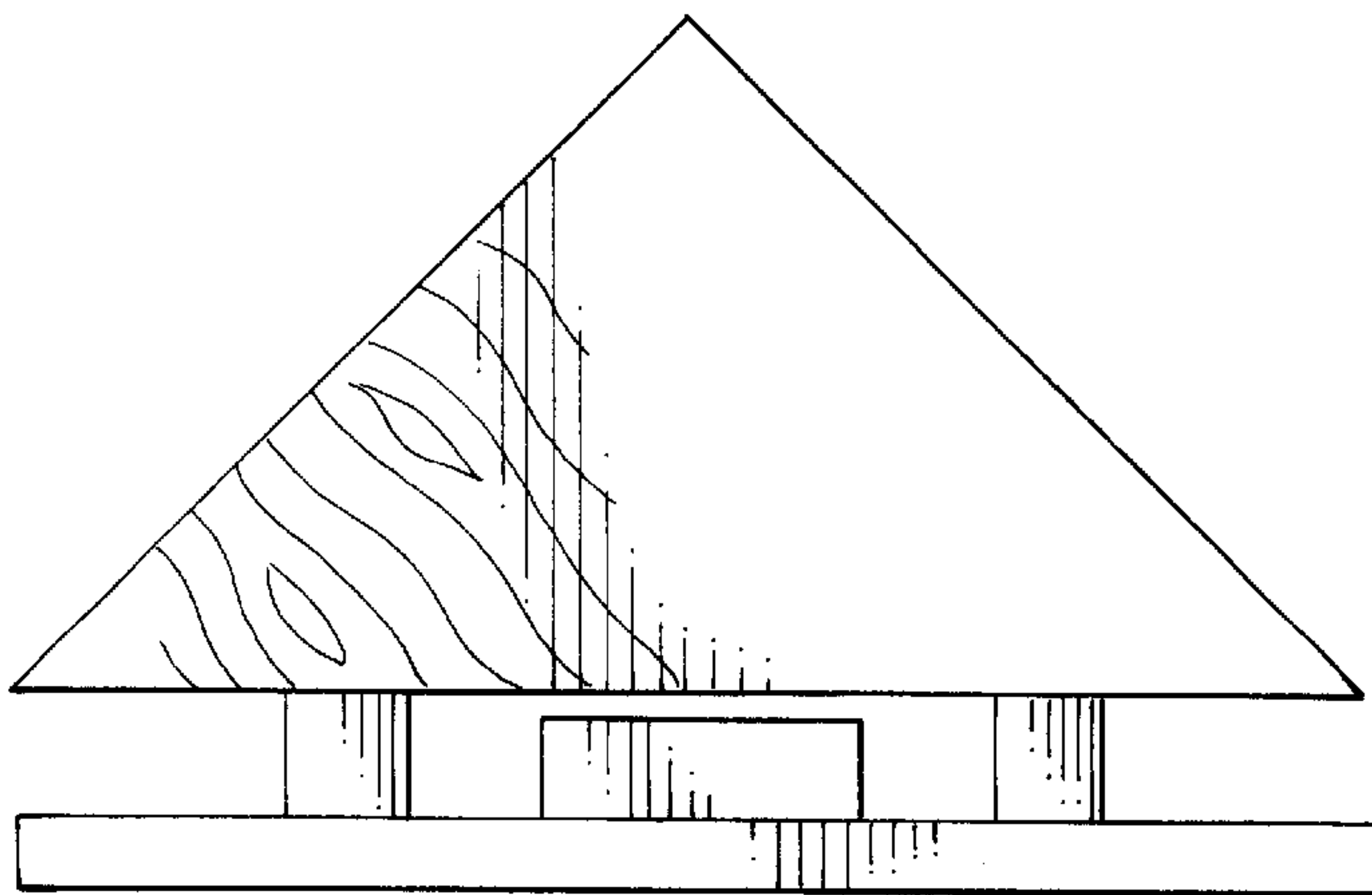


FIG. 6