



US00D465108S

(12) **United States Design Patent**
Gratiot

(10) **Patent No.:** **US D465,108 S**

(45) **Date of Patent:** **** Nov. 5, 2002**

(54) **DISPLAY STAND FOR WATCHES**

D282,127 S * 1/1986 Weiller D8/476

(75) Inventor: **Daniel Gratiot**, Bern (CH)

D393,554 S * 4/1998 Baluk et al. D6/470

D415,908 S * 11/1999 Miranda D6/473

(73) Assignee: **Swatch AG**, Bienne (CH)

* cited by examiner

(**) Term: **14 Years**

Primary Examiner—Cathron C. Brooks

(21) Appl. No.: **29/155,111**

(74) *Attorney, Agent, or Firm*—Collen Law Associates, PC;
Robert M. McDermott, Esq.

(22) Filed: **Feb. 1, 2002**

(57) **CLAIM**

Related U.S. Application Data

The ornamental design for display stand for watches, as shown and described.

(62) Division of application No. 29/140,550, filed on Apr. 20, 2001, now Pat. No. Des. 457,024.

DESCRIPTION

(30) **Foreign Application Priority Data**

Oct. 20, 2000 (DE) DM/053 732

FIG. 1 is a front view of my new and ornamental design for display stand for watches;

(51) **LOC (7) Cl.** **06-04**

FIG. 2 is a rear view thereof;

(52) **U.S. Cl.** **D6/468; D6/476; D6/436**

FIG. 3 is a right side view thereof;

(58) **Field of Search** D6/464, 465, 466, D6/467, 468, 473, 474, 476, 436; 211/13.1, 59.4, 85.1, 85.2, 85.5, 135, 163, 169

FIG. 4 is a left side view thereof;

FIG. 5 is a top view thereof;

FIG. 6 is a bottom view thereof; and,

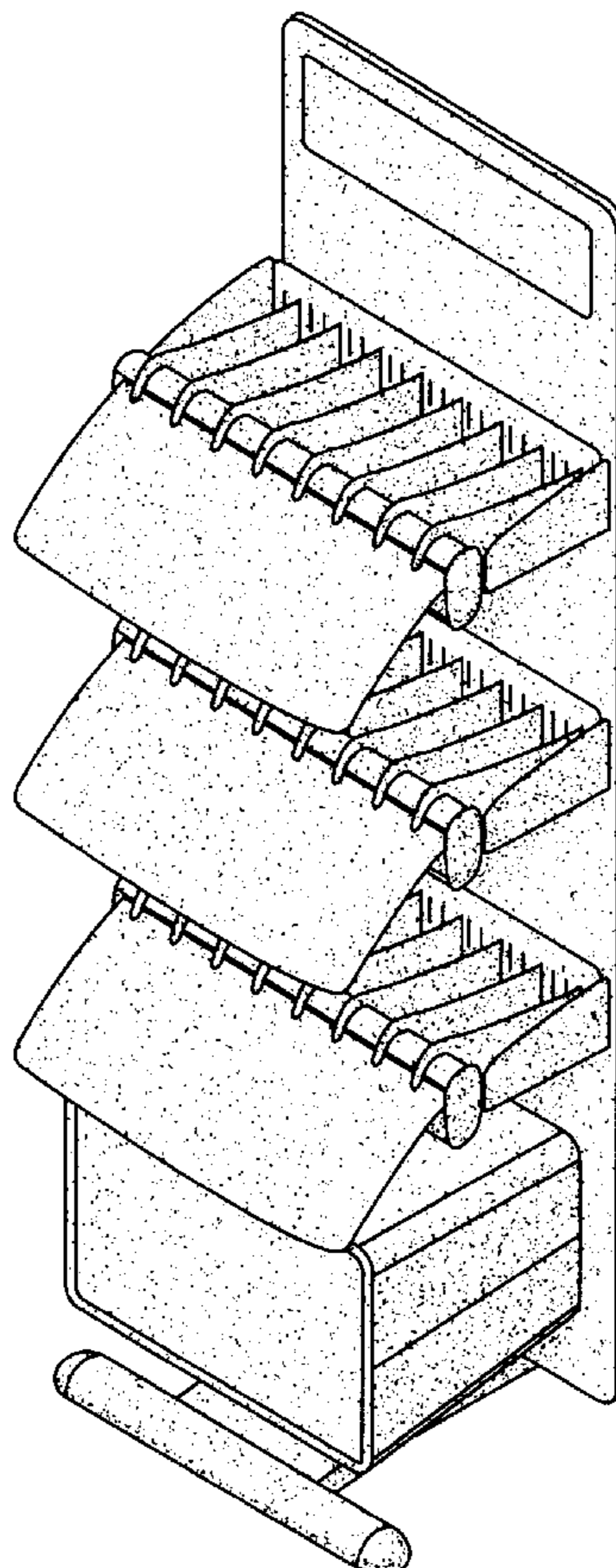
FIG. 7 is a perspective view thereof.

(56) **References Cited**

U.S. PATENT DOCUMENTS

D272,400 S * 1/1984 Persch D8/473

1 Claim, 4 Drawing Sheets



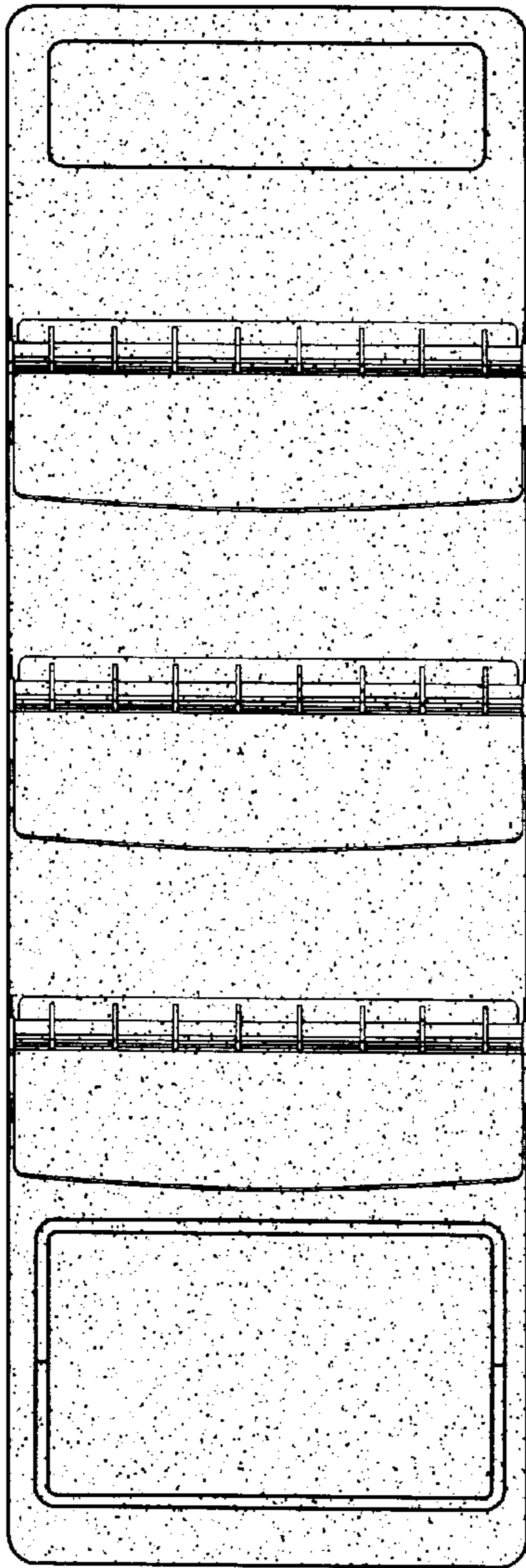


Fig. 1




Fig. 2

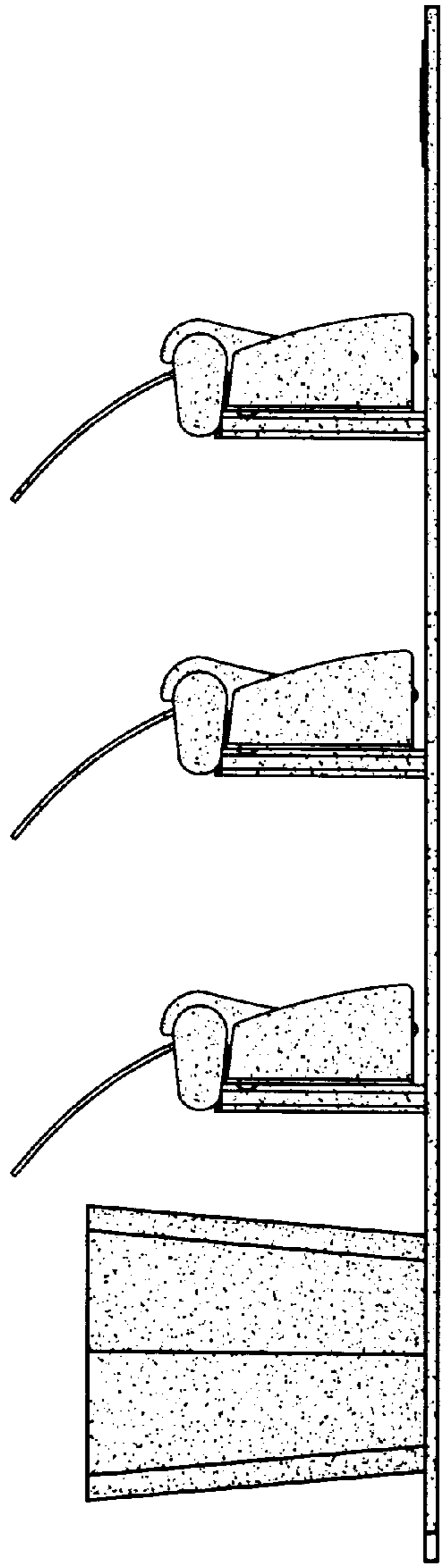


Fig. 3

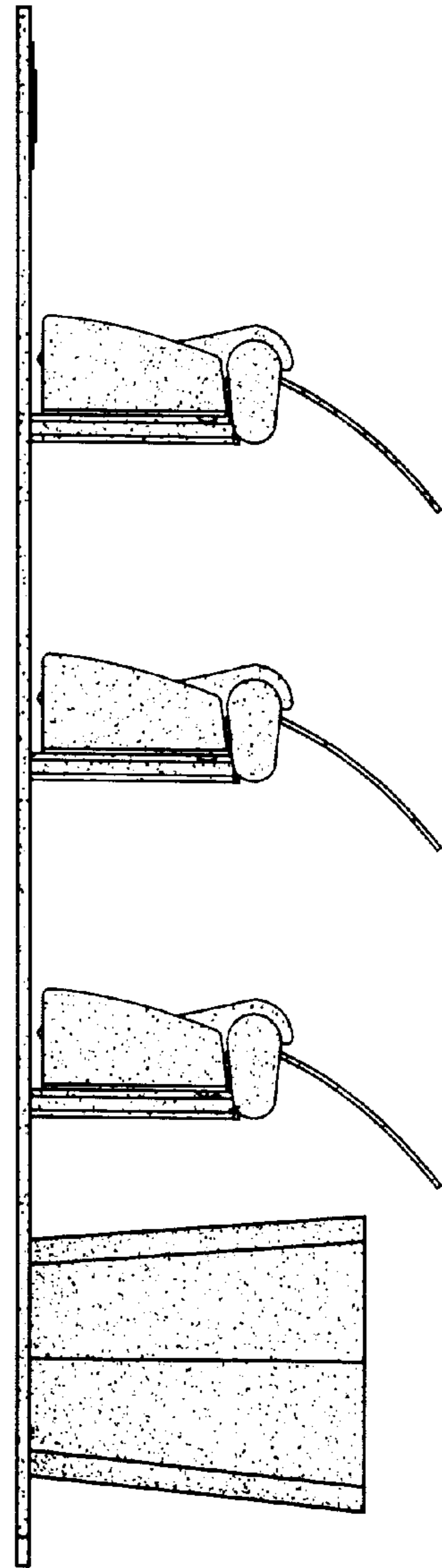


Fig. 4




Fig. 5

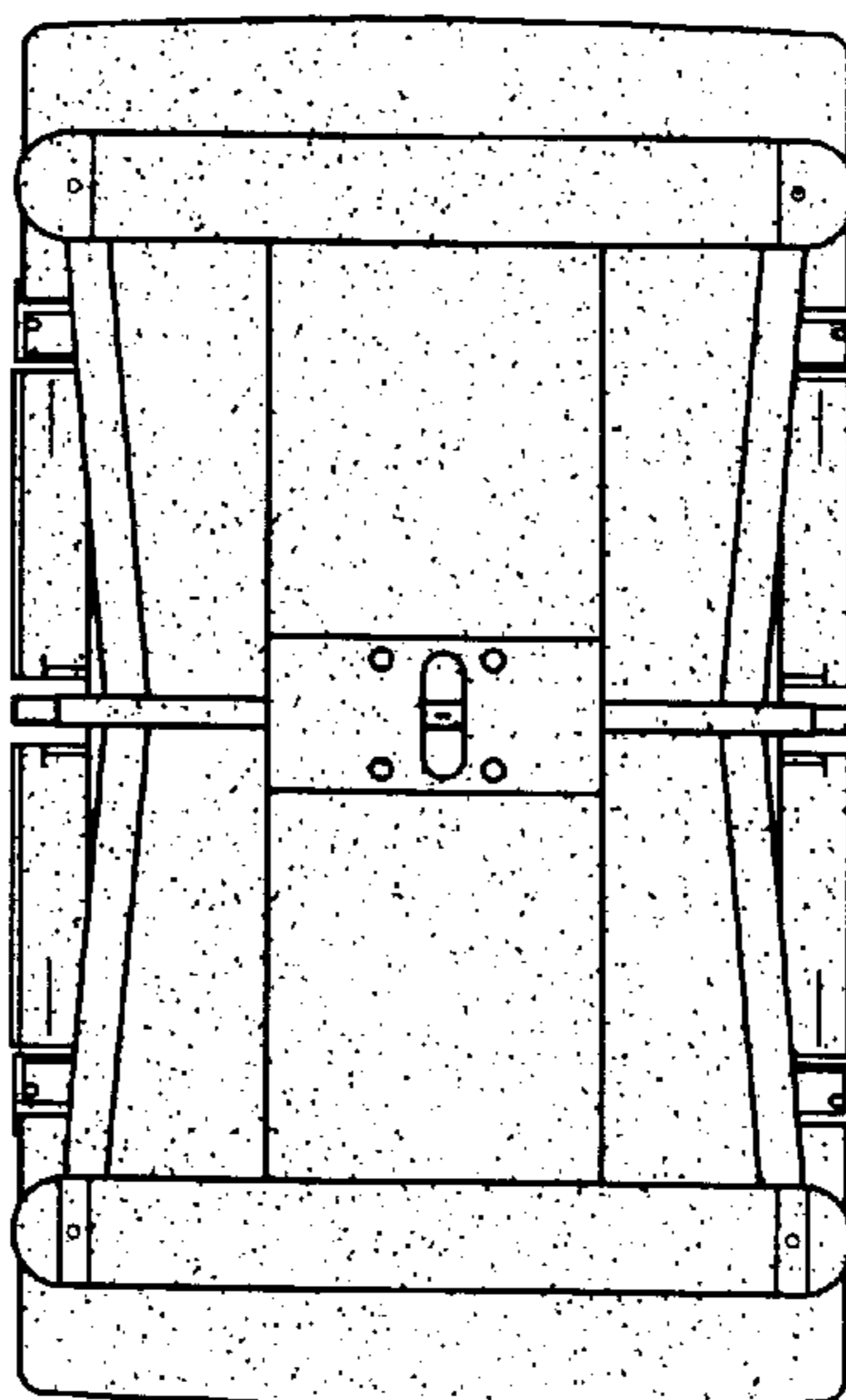


Fig. 6

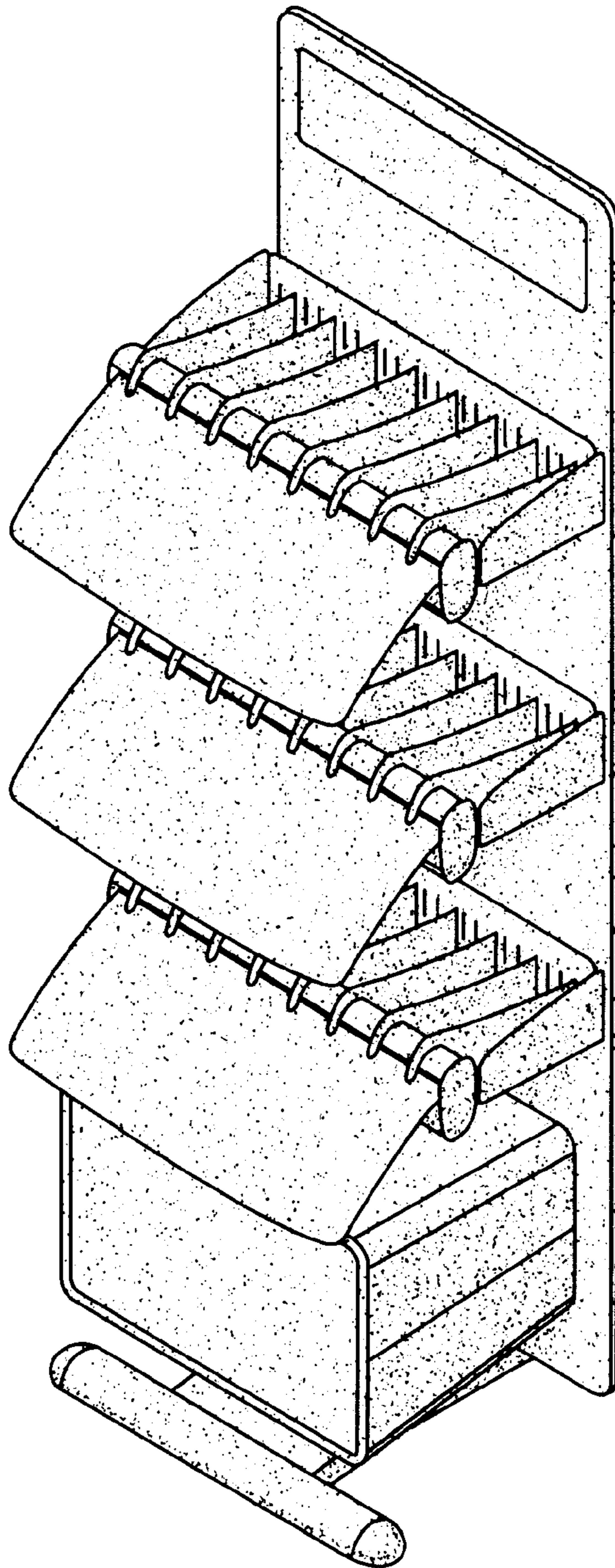


Fig. 7