



US00D465106S

(12) **United States Design Patent** (10) **Patent No.:** **US D465,106 S**  
**Cain** (45) **Date of Patent:** **\*\* Nov. 5, 2002**

(54) **ENTERTAINMENT CENTER**

(75) Inventor: **Charles C. Cain**, High Point, NC (US)

(73) Assignee: **Thomasville Furniture Industries, Inc.**, Thomasville, NC (US)

(\*\*) Term: **14 Years**

(21) Appl. No.: **29/156,009**

(22) Filed: **Feb. 22, 2002**

(51) **LOC (7) Cl.** ..... **06-04**

(52) **U.S. Cl.** ..... **D6/447**

(58) **Field of Search** ..... D6/436, 437-439, D6/445-447, 470; 312/114, 117, 204, 224

(56) **References Cited**

**U.S. PATENT DOCUMENTS**

D363,835 S	*	11/1995	Paus	.....	D6/439
D372,376 S		8/1996	Walters, III et al.	.....	D6/445
D388,637 S	*	1/1998	Kelley et al.	.....	D6/439
D403,531 S	*	1/1999	Blaay	.....	D6/445
D403,891 S	*	1/1999	West	.....	D6/439
D429,918 S	*	8/2000	Hazen et al.	.....	D6/439

**OTHER PUBLICATIONS**

Entertainment Center, Elyseé collection brochure, Thomasville Furniture Industries, Inc., p. 24, 1999.

Melbury Entertainment Center, British Gentry Collection brochure, Thomasville Furniture Industries, Inc., p. 26, 2000.

Armoire, Auberge Collection brochure, Thomasville Furniture Industries, Inc., p. 5, 2001.

421-217 Boudoir Cabinet, Town and Country brochure, Century Furniture Industries, Inc., p. 44, 1998.

Furniture Today, Romweber Armoire, p. 160, Oct. 20, 1997.\*

Furniture Today, Aico Armoire, p. 14, Oct. 19, 1998.\*

Furniture Today, Harden Armoire, p. 102, Oct. 19, 1998.\*

Furniture Today, Stanley Advertising Section, Armoire, Apr. 3, 2000.\*

Jordan Marsh Circular, Armoire, p. 9, Aug. 1992.\*

Bloomingtons Circular, Armoire, p. 4 Spring, 97.\*

\* cited by examiner

*Primary Examiner*—Cathron C. Brooks

(74) *Attorney, Agent, or Firm*—Womble Carlyle Sandridge & Rice, PLLC

(57) **CLAIM**

The ornamental design for an entertainment center, as shown and described.

**DESCRIPTION**


FIG. 1 is a left front perspective view of an entertainment center showing my new design;


FIG. 2 is a side elevational view, the opposite side being a mirror image thereof; and,

FIG. 3 is a front elevational view thereof.

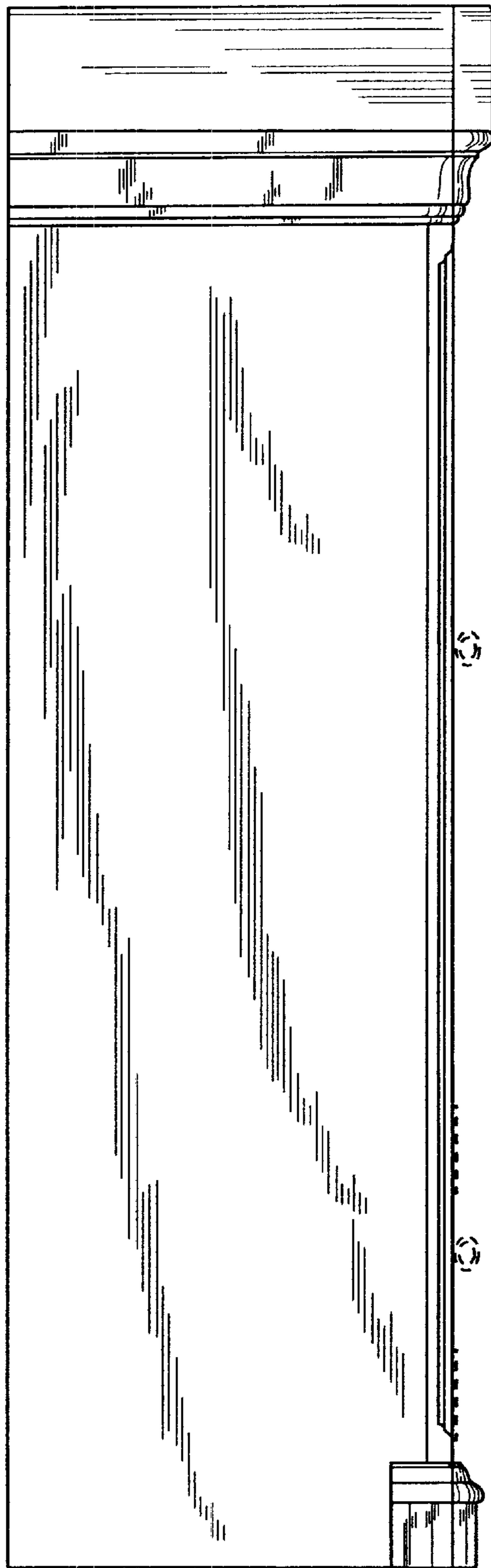
The views of the entertainment center not shown form no part of the claimed design. The dashed lines represent environmental elements only and form no part of the claimed design.

**1 Claim, 3 Drawing Sheets**





**FIG. 1**



**FIG. 2**

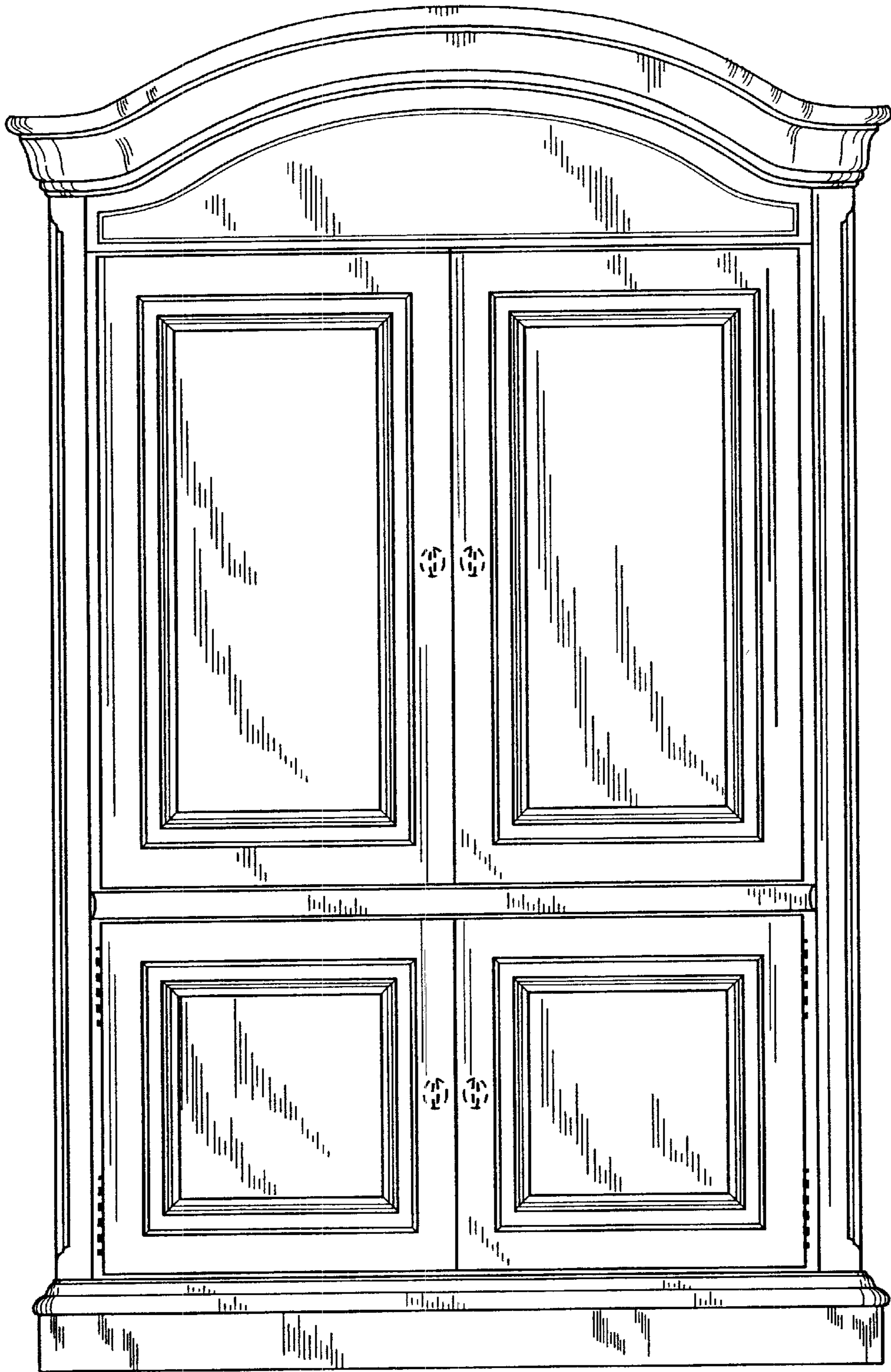


FIG. 3