



US00D465104S

(12) **United States Design Patent**  
**Cain**

(10) **Patent No.:** **US D465,104 S**

(45) **Date of Patent:** **\*\* Nov. 5, 2002**

(54) **DRESSER**

D455,286 S \* 4/2002 O'Hare et al. .... D6/441  
D455,288 S \* 4/2002 O'Hare et al. .... D6/446

(75) **Inventor:** **Charles C. Cain**, High Point, NC (US)

**OTHER PUBLICATIONS**

(73) **Assignee:** **Thomasville Furniture Industries, Inc.**, Thomasville, NC (US)

Drawer Dresser, British Gentry Collection brochure, Thomasville Furniture Industries, Inc., p. 5, 2000.  
Furniture Today, Natale Chest, p. 105, Apr. 3, 2000.\*

(\*\*) **Term:** **14 Years**

\* cited by examiner

(21) **Appl. No.:** **29/156,130**

*Primary Examiner*—Cathron C. Brooks

(22) **Filed:** **Feb. 22, 2002**

(74) *Attorney, Agent, or Firm*—Womble Carlyle Sandridge & Rice, PLLC

(51) **LOC (7) Cl.** ..... **06-04**

(52) **U.S. Cl.** ..... **D6/441; D6/446**

(58) **Field of Search** ..... D6/432-448; 312/138.1,  
312/196, 204, 224, 238, 278, 279, 291

(57) **CLAIM**

The ornamental design for a dresser, as shown and described.

(56) **References Cited**


**DESCRIPTION**

**U.S. PATENT DOCUMENTS**

|            |   |         |                     |       |        |
|------------|---|---------|---------------------|-------|--------|
| D146,376 S | * | 2/1947  | Obrig               | ..... | D6/446 |
| D264,530 S | * | 5/1982  | Aulbert et al.      | ..... | D6/446 |
| D419,796 S | * | 2/2000  | O'Hare              | ..... | D6/441 |
| D428,280 S |   | 7/2000  | Walters, III et al. | ..... | D6/446 |
| D440,073 S |   | 4/2001  | Cain                | ..... | D6/446 |
| D448,205 S |   | 9/2001  | O'Hare et al.       | ..... | D6/446 |
| D450,476 S | * | 11/2001 | Vaaler              | ..... | D6/441 |
| D452,088 S | * | 12/2001 | Hokanson            | ..... | D6/446 |
| D454,445 S | * | 3/2002  | O'Hare et al.       | ..... | D6/446 |
| D454,724 S | * | 3/2002  | Hokanson            | ..... | D6/441 |

FIG. 1 is a left front perspective view of a dresser showing my new design;  
FIG. 2 is a side elevational view, the opposite side being a mirror image thereof;  
FIG. 3 is a front elevational view thereof; and,  
FIG. 4 is a top view thereof.  
The views of the dresser not shown form no part of the claimed design. The dashed lines represent environmental elements only and form no part of the claimed design.

**1 Claim, 2 Drawing Sheets**






FIG. 1

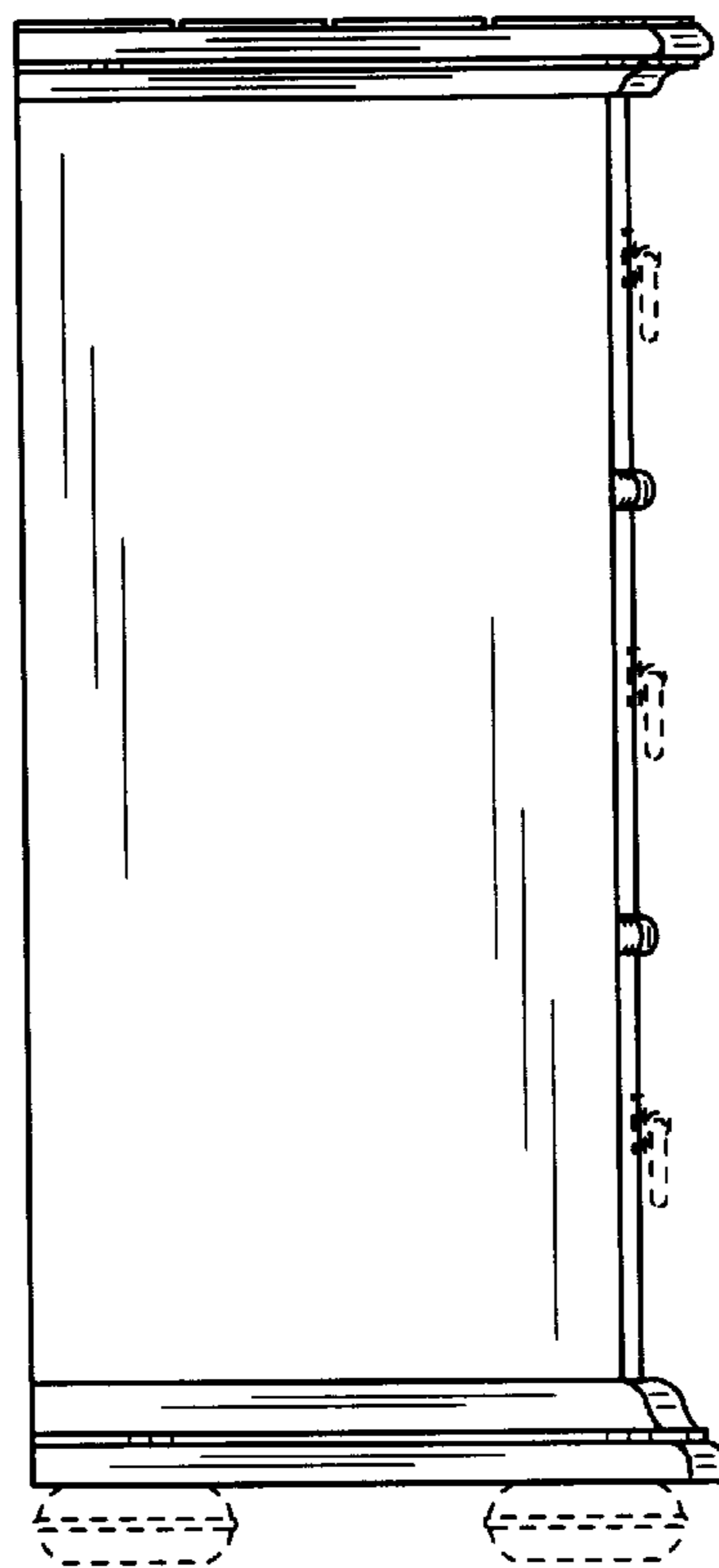


FIG. 2




FIG. 3

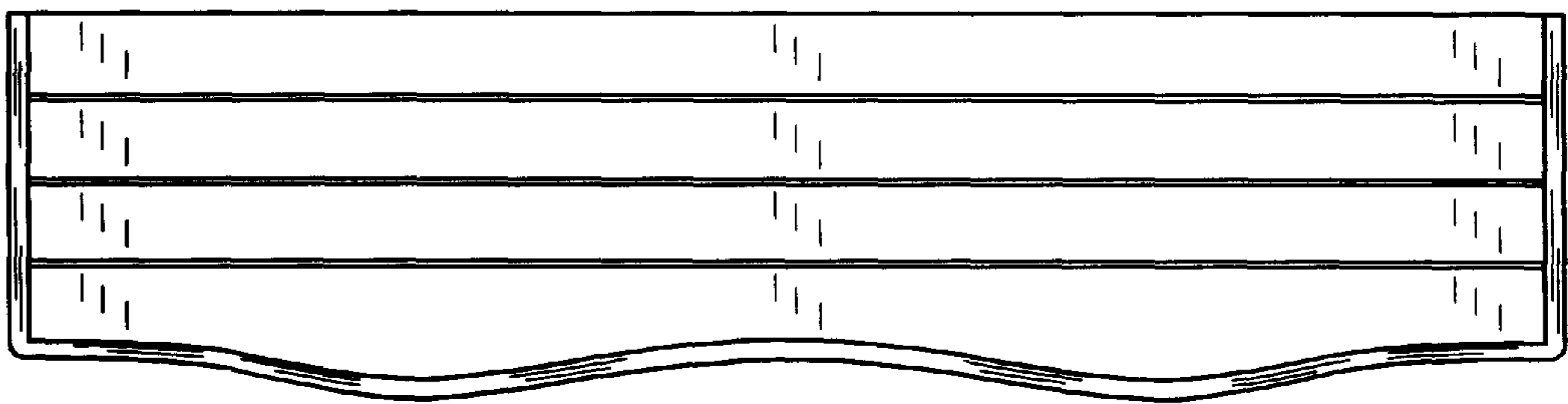


FIG. 4