



US00D465101S

(12) **United States Design Patent**
Roudebush

(10) **Patent No.:** **US D465,101 S**

(45) **Date of Patent:** **** Nov. 5, 2002**

(54) **CRADLE FRAME**

(75) **Inventor:** **H. Richard Roudebush**, Indianapolis,
IN (US)

(73) **Assignee:** **Cosco Management, Inc.**, Wilmington,
DE (US)

(**) **Term:** **14 Years**

(21) **Appl. No.:** **29/152,610**

(22) **Filed:** **Oct. 22, 2001**

(51) **LOC (7) Cl.** **06-01**

(52) **U.S. Cl.** **D6/385; D6/390**

(58) **Field of Search** D6/390-392, 331,
D6/333, 385, 386, 505-508; 5/53.1, 279.1,
280, 281, 93.1, 99.1, 101, 103, 104, 655

(56) **References Cited**

U.S. PATENT DOCUMENTS

204,944 A	6/1878	Bernhard
237,820 A	2/1881	Clark
335,203 A	2/1886	Kenna
469,131 A	2/1892	Freid
522,783 A	7/1894	Dewey
594,015 A	11/1897	Homer
597,168 A	1/1898	Millard
600,116 A	3/1898	Benning
682,284 A	9/1901	Schroder
962,587 A	6/1910	Raettig
1,526,802 A	2/1925	Matthews
1,715,600 A	6/1929	Hoover

2,688,997 A	*	9/1954	Miller	5/98.1
2,793,374 A		5/1957	Doud		
4,114,209 A		9/1978	Sandlin		
4,251,890 A		2/1981	Dainty		
4,996,732 A		3/1991	Chang		
5,048,135 A		9/1991	Chen		
D320,316 S	*	10/1991	Arnold	D6/390
5,307,531 A		5/1994	Kao		
D353,274 S	*	12/1994	Schwartzkopf	D6/390
D388,640 S	*	1/1998	Burgin	D6/503
6,257,659 B1		7/2001	Wilkins et al.		

* cited by examiner

Primary Examiner—Janice E. Seeger

(74) *Attorney, Agent, or Firm*—Barnes & Thornburg

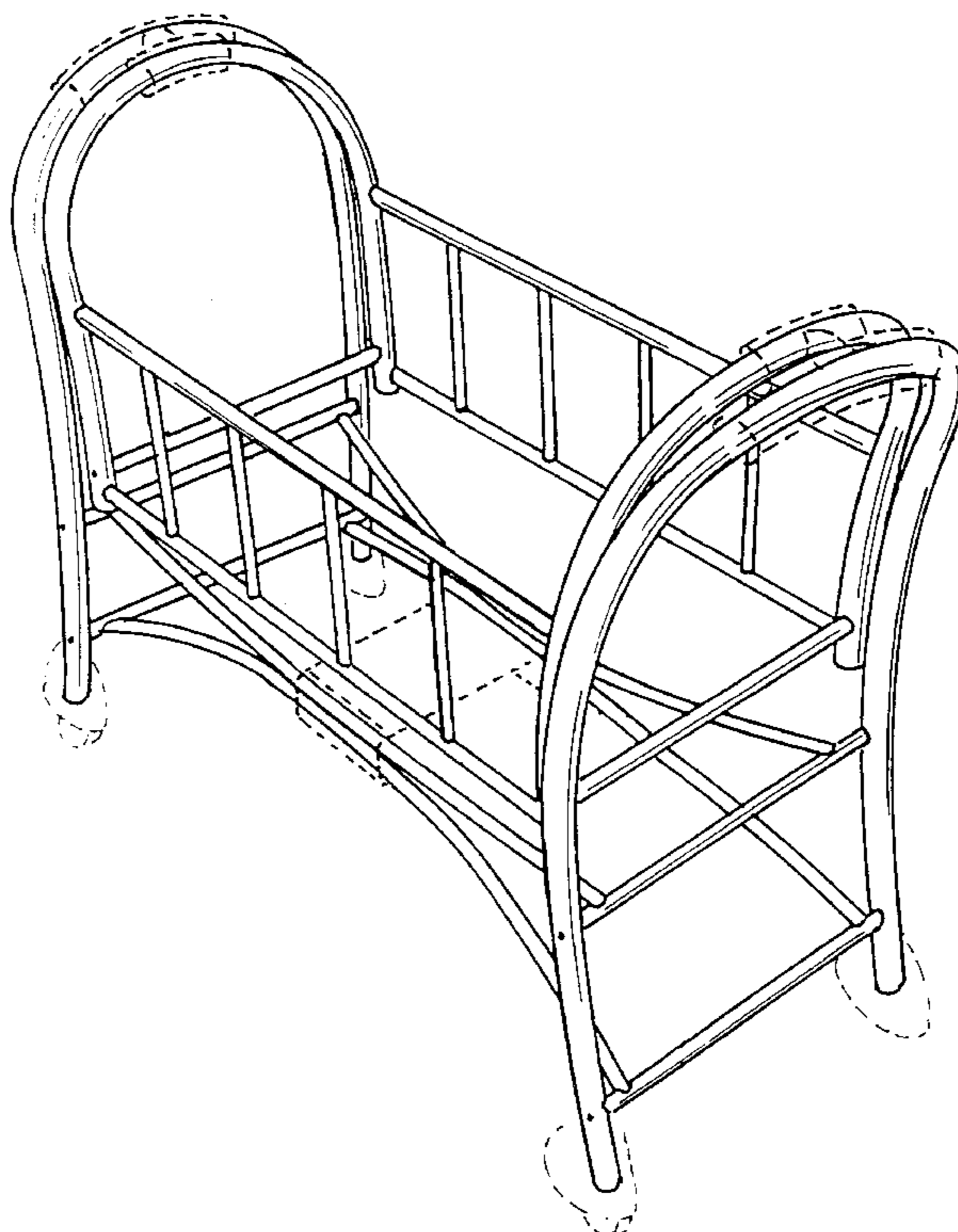
(57) **CLAIM**

The ornamental design for a cradle frame, as shown and described.

DESCRIPTION

FIG. 1 is a perspective view of a cradle frame showing my new design;
FIG. 2 is a front elevational view thereof;
FIG. 3 is a rear elevational view thereof;
FIG. 4 is a right-side elevational view thereof, with the left-side elevational view being a mirror image thereof;
FIG. 5 is a top view thereof; and,
FIG. 6 is a bottom view thereof.
Broken lines are included for illustrative purposes only, and form no part of the claimed design.

1 Claim, 3 Drawing Sheets



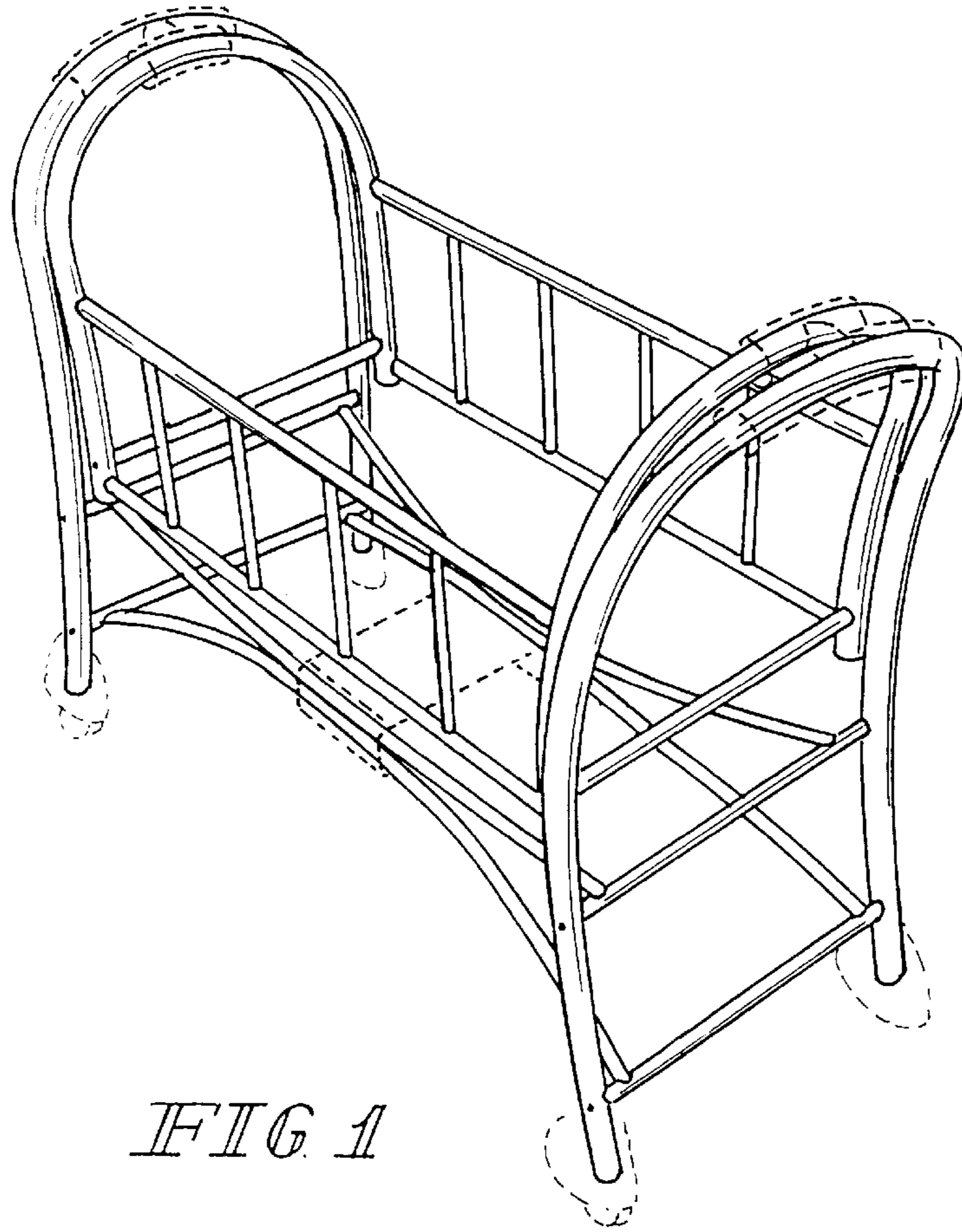


FIG 1

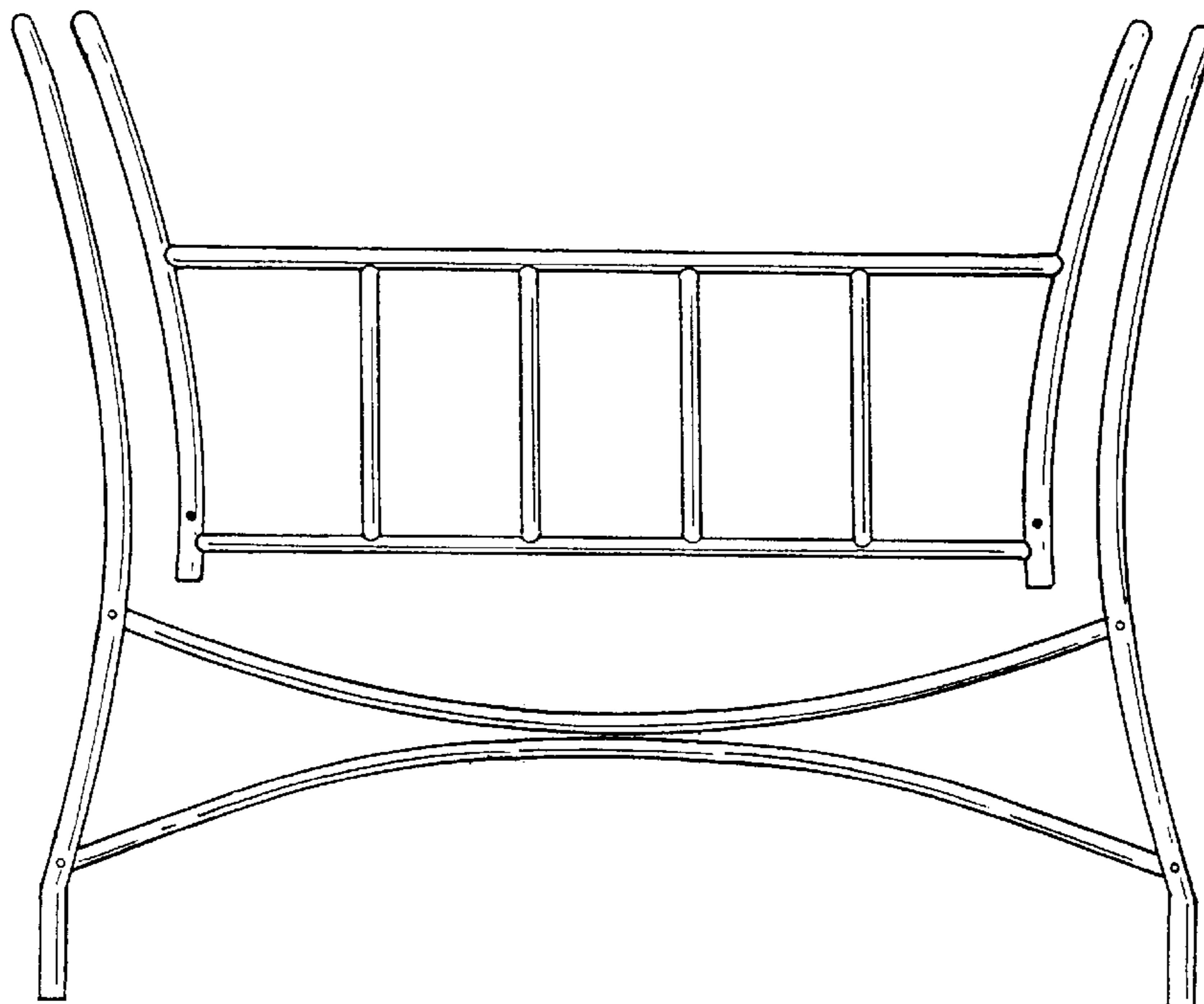


FIG 2

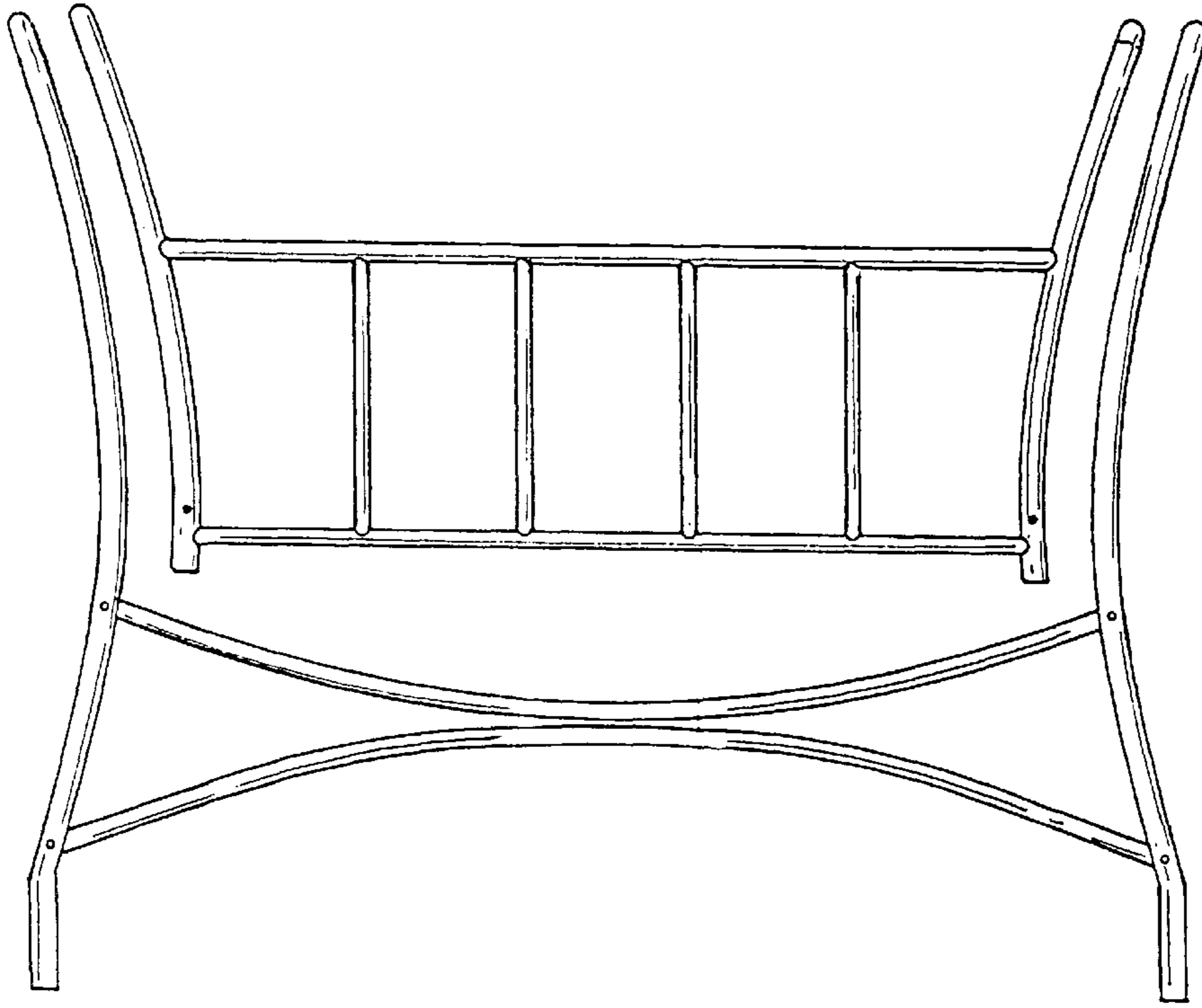


FIG. 3

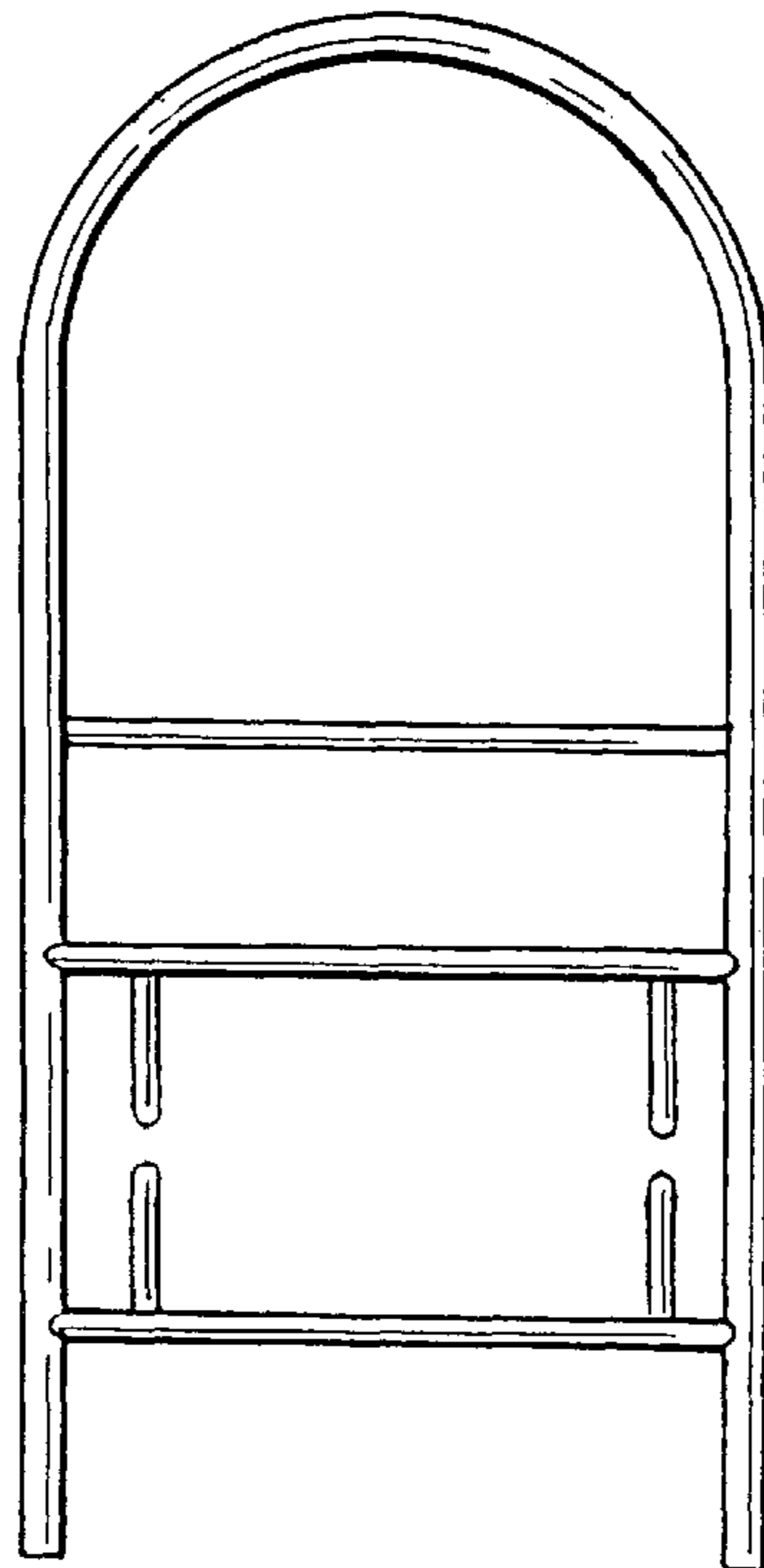


FIG. 4




FIG. 5




FIG. 6