



US00D465085S

(12) **United States Design Patent**  
**Chen**

(10) **Patent No.:** **US D465,085 S**

(45) **Date of Patent:** **\*\* Nov. 5, 2002**

(54) **LUGGAGE**

(76) **Inventor:** **Shou Mao Chen**, No. 344, Sec. 1,  
Chung Shan Rd., Tah-Cha Township,  
Taichung Hsien (TW)

(\*\*) **Term:** **14 Years**

(21) **Appl. No.:** **29/153,578**

(22) **Filed:** **Jan. 11, 2002**

(51) **LOC (7) Cl.** ..... **03-01**

(52) **U.S. Cl.** ..... **D3/279**

(58) **Field of Search** ..... D3/273, 276, 279,  
D3/283, 285, 589, 291; 190/18 A, 100,  
109, 110, 111, 112

(56) **References Cited**

**U.S. PATENT DOCUMENTS**

D358,031 S	*	5/1995	Aumasson	.....	D3/276
D364,504 S	*	11/1995	Bieber et al.	.....	D3/276
D374,987 S	*	10/1996	Hughes	.....	D3/279
5,634,538 A	*	6/1997	Tsai	.....	190/126
D385,699 S	*	11/1997	Lin	.....	D3/279

D395,361 S \* 6/1998 Zions et al. .... D3/279

D414,933 S \* 10/1999 Yu ..... D3/274

D419,299 S \* 1/2000 Bauer ..... D3/279

6,059,079 A \* 5/2000 Krulik ..... 190/111

\* cited by examiner

*Primary Examiner*—Philip S. Hyder

(74) *Attorney, Agent, or Firm*—Harrison & Egbert

(57) **CLAIM**

I claim the ornamental design for a luggage, as shown and described.

**DESCRIPTION**

FIG. 1 is an upper perspective view of the luggage showing my design;

FIG. 2 is a front view thereof;

FIG. 3 is a back view thereof;

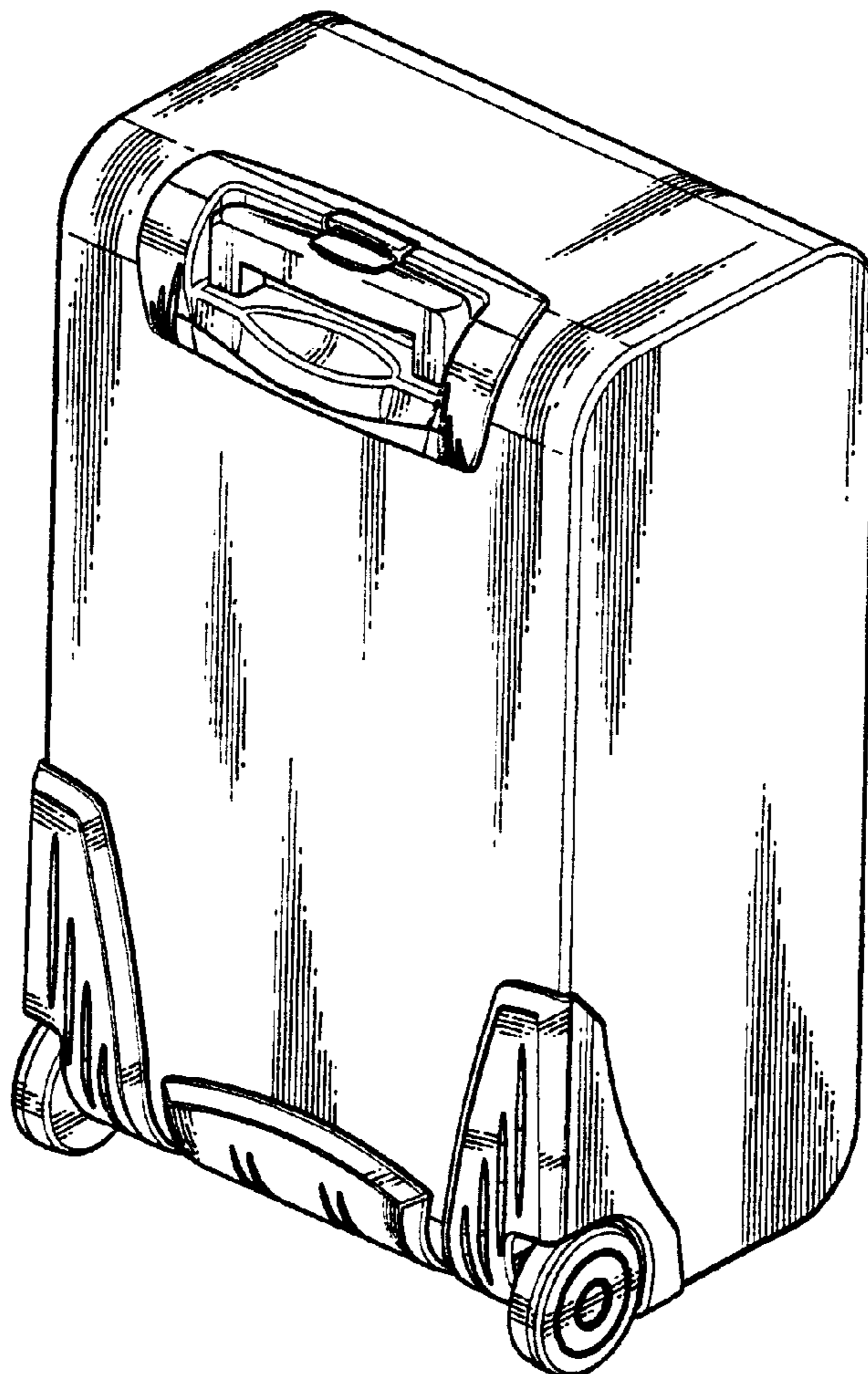
FIG. 4 is a side view thereof;

FIG. 5 is an opposite side view thereof;

FIG. 6 is a top view thereof; and,

FIG. 7 is a bottom view thereof.

**1 Claim, 4 Drawing Sheets**



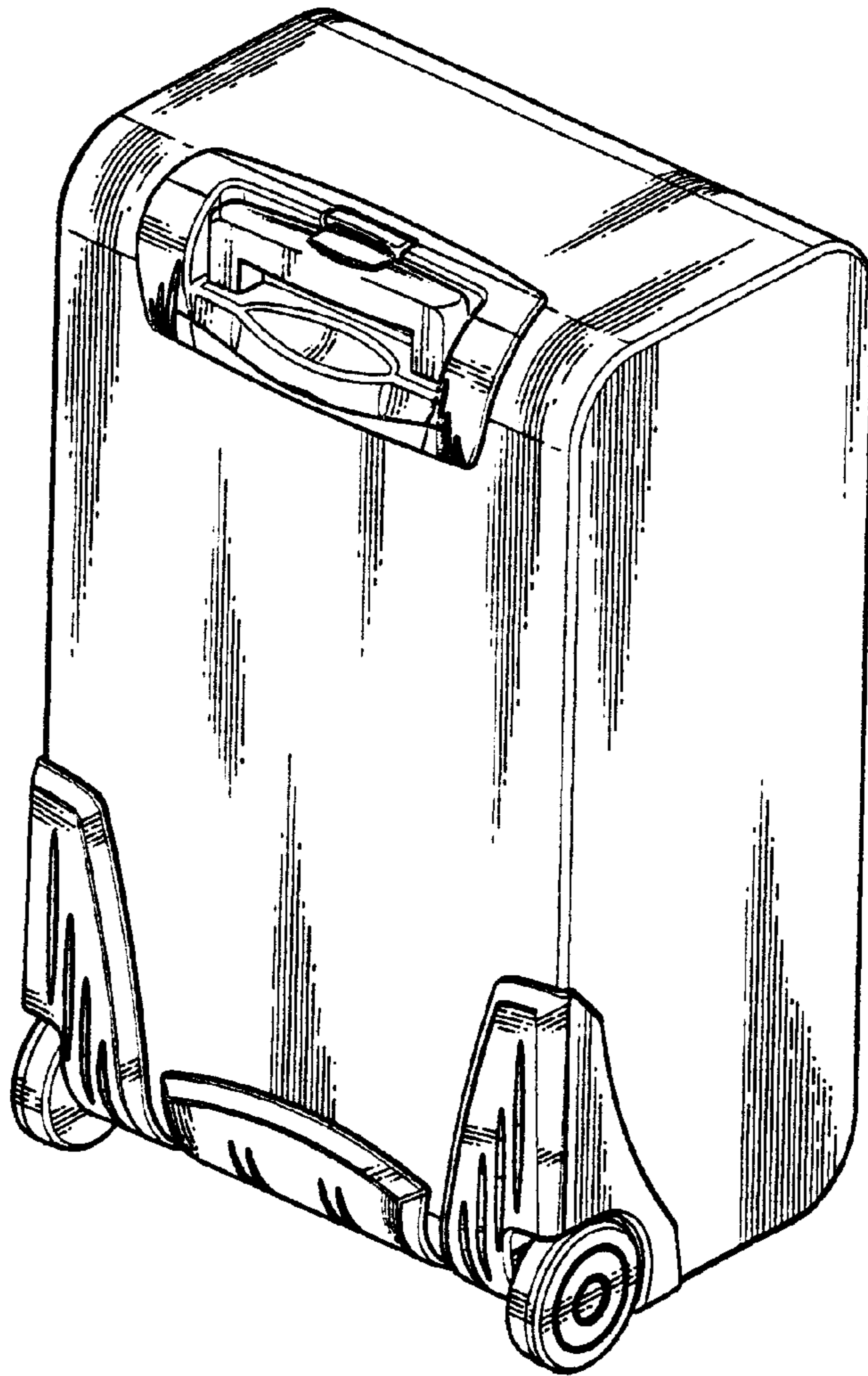


FIG. 1




FIG. 2




FIG. 3




FIG. 4




FIG. 5

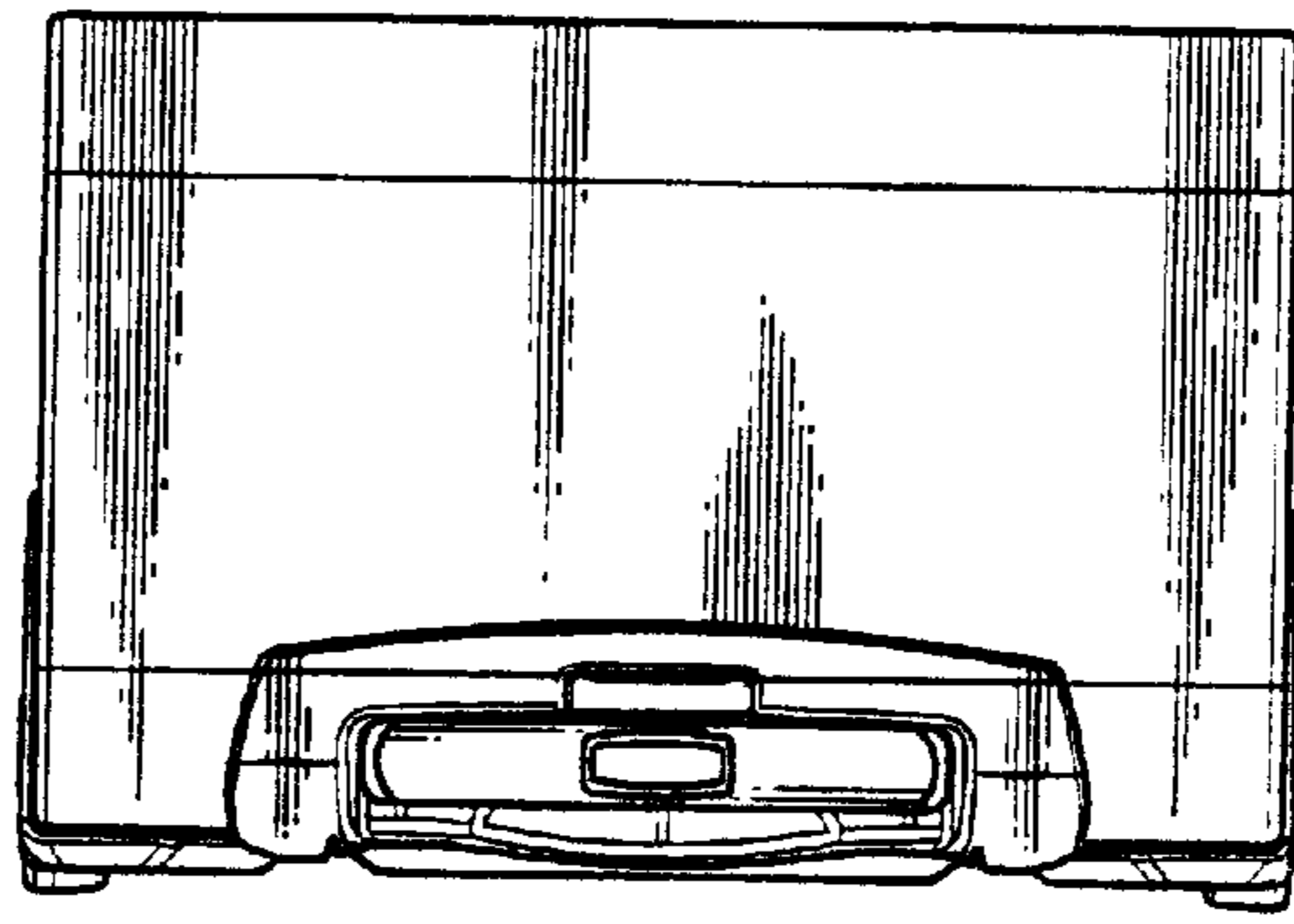


FIG. 6

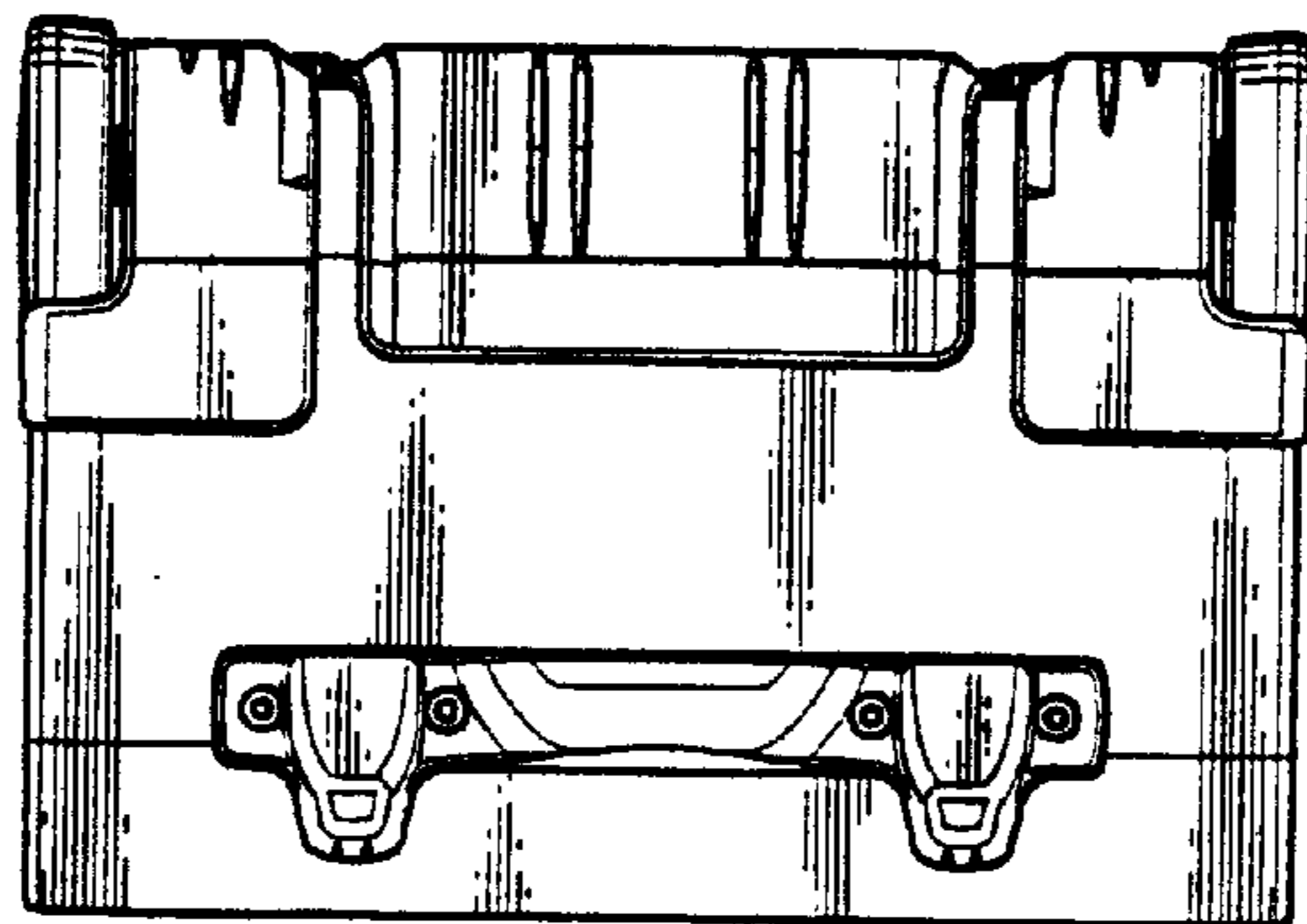


FIG. 7