



US00D465068S

(12) **United States Design Patent** (10) **Patent No.:** **US D465,068 S**  
**Payne** (45) **Date of Patent:** **\*\* Oct. 29, 2002**

(54) **EXERCISE GLOVE**

(76) Inventor: **Ronald E. Payne**, P.O. Box 11152,  
Burbank, CA (US) 91510-1152

(\*\*) Term: **14 Years**

(21) Appl. No.: **29/151,637**

(22) Filed: **Dec. 6, 2001**

(51) **LOC (7) Cl.** ..... **29-02**

(52) **U.S. Cl.** ..... **D29/120.1**

(58) **Field of Search** ..... D2/610, 621, 623;  
D29/113, 117.1, 117.2, 120.1, 123; D24/190;  
2/161.1-161.8, 910, 917, 16

(56) **References Cited**

**U.S. PATENT DOCUMENTS**

4,584,993	A	*	4/1986	Nelson	.....	D24/190	X
D339,866	S	*	9/1993	Rice	.....	D24/190	
D360,467	S	*	7/1995	Sydor et al.	.....	D24/190	
D400,310	S	*	10/1998	Chang	.....	D29/120.1	
5,819,313	A	*	10/1998	McCrane	.....	2/16	
D456,081	S	*	4/2002	Bell et al.	.....	D24/190	

\* cited by examiner

*Primary Examiner*—Louis S. Zarfes  
*Assistant Examiner*—Robert A. Delehanty  
(74) *Attorney, Agent, or Firm*—Bruce A. Jagger

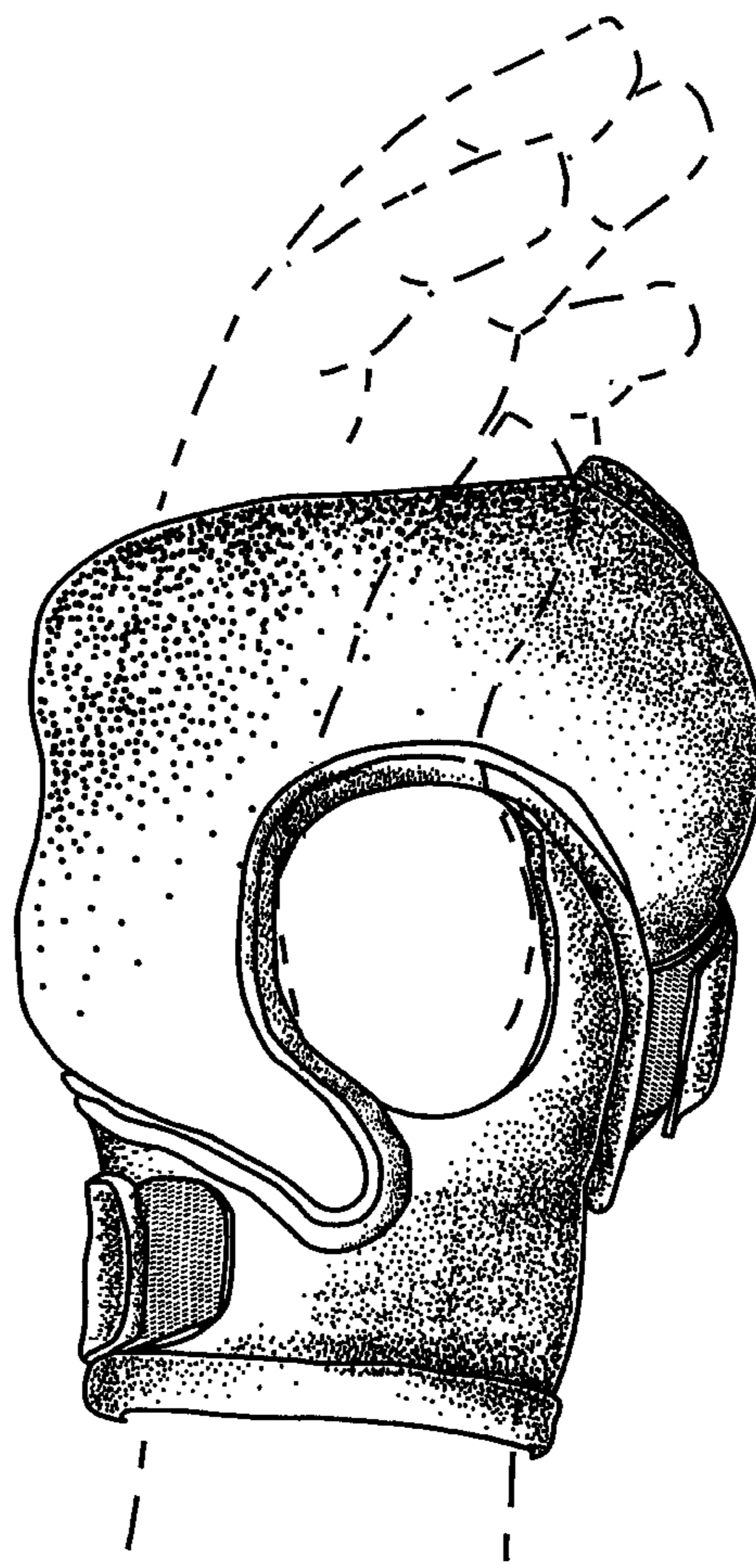
(57) **CLAIM**

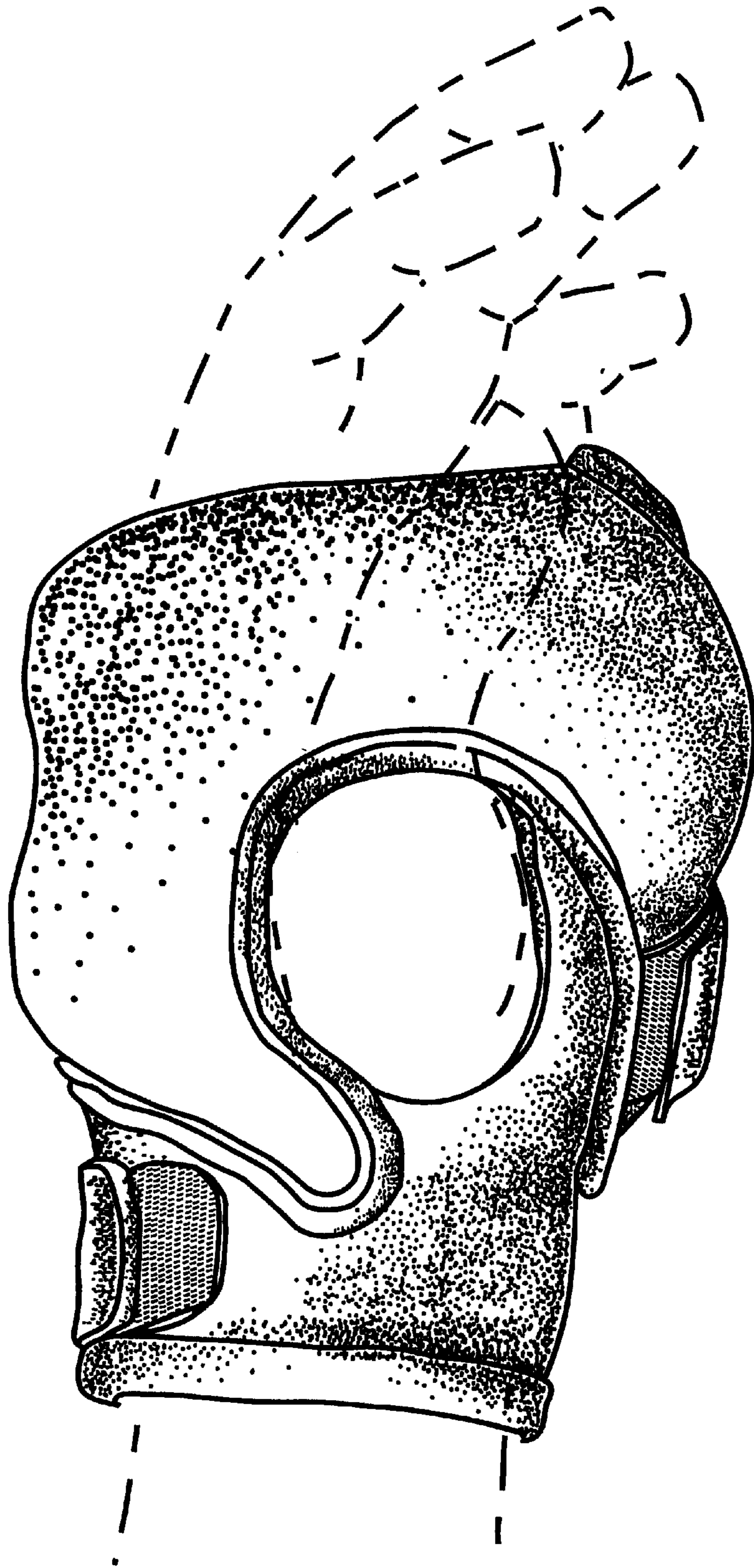
The ornamental design for an exercise glove, as shown and described.

**DESCRIPTION**

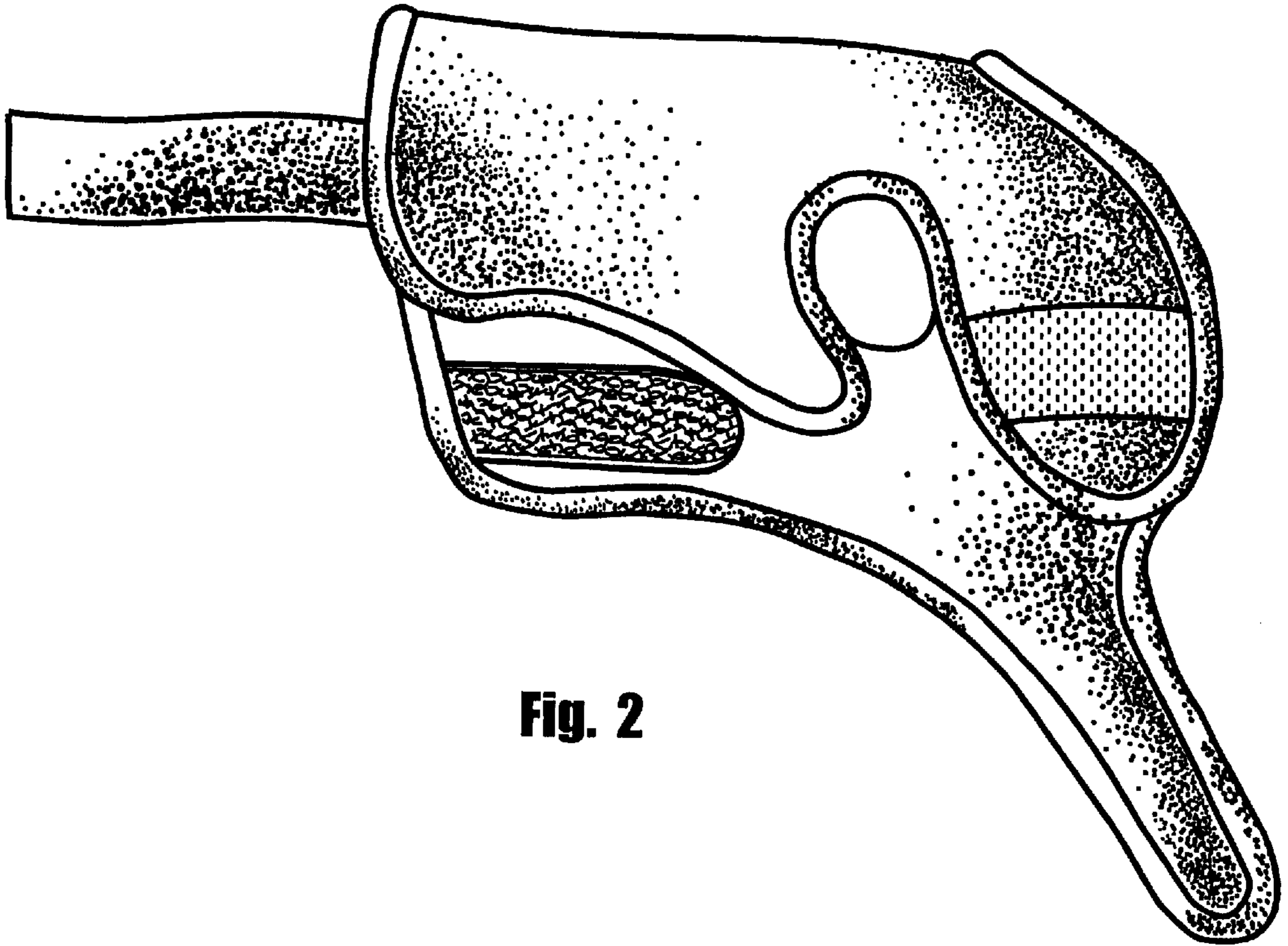
FIG. 1 is a side view of an exercise glove showing my new design as it would appear mounted for use on a user's hand; FIG. 2 is a top plan view showing my new design in the unfolded configuration; FIG. 3 is a bottom plan view showing my new design in the unfolded configuration; FIG. 4 is proximal side view showing my new design in the unfolded configuration; FIG. 5 is a distal side view showing my new design in the unfolded configuration; FIG. 6 is a right side view showing my new design in the unfolded configuration; and, FIG. 7 is a left side view of my new design in the unfolded configuration.

**1 Claim, 4 Drawing Sheets**

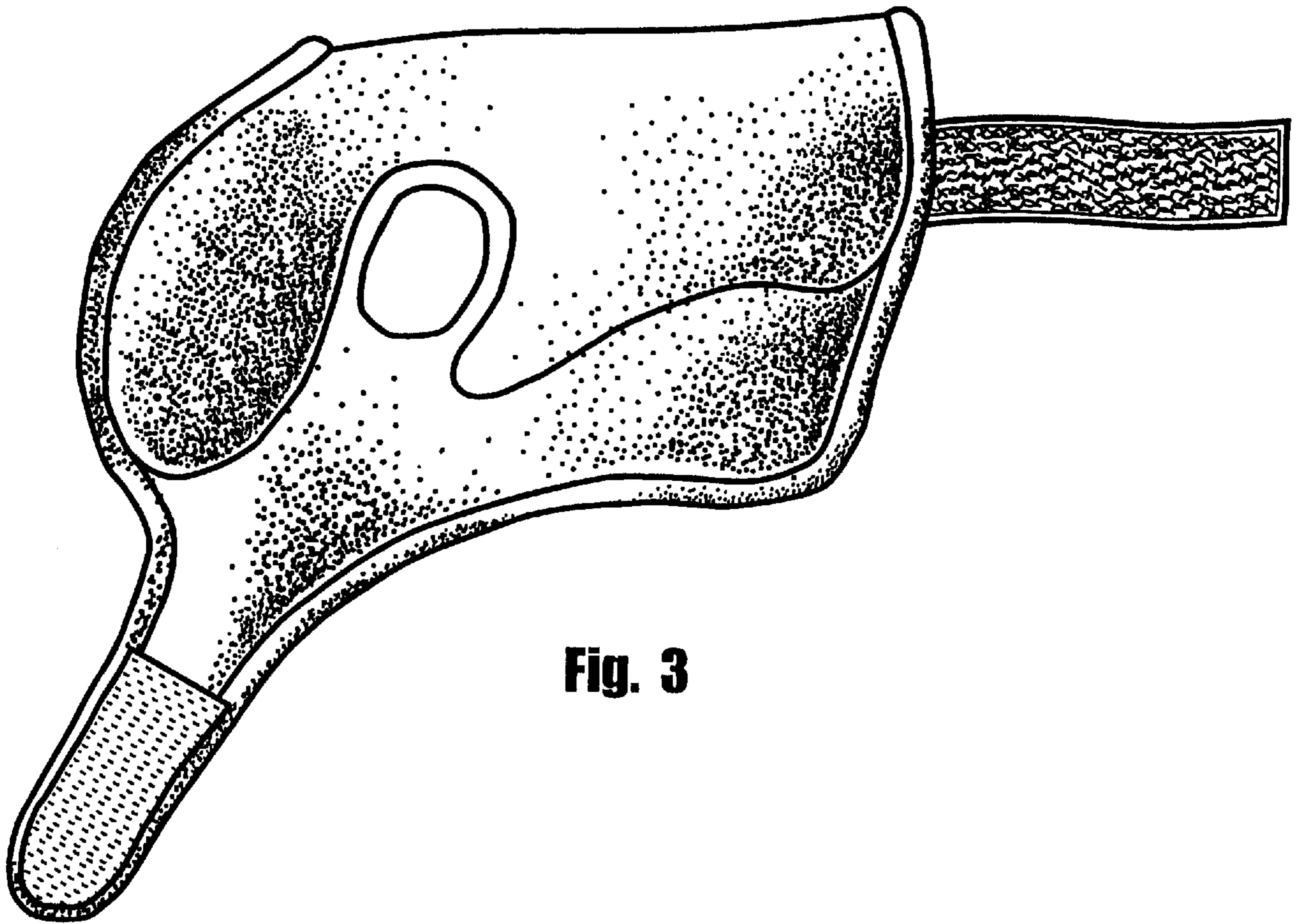




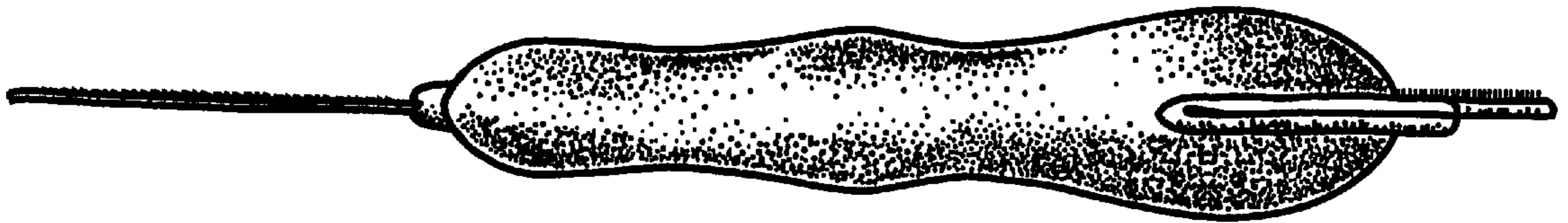
**Fig. 1**



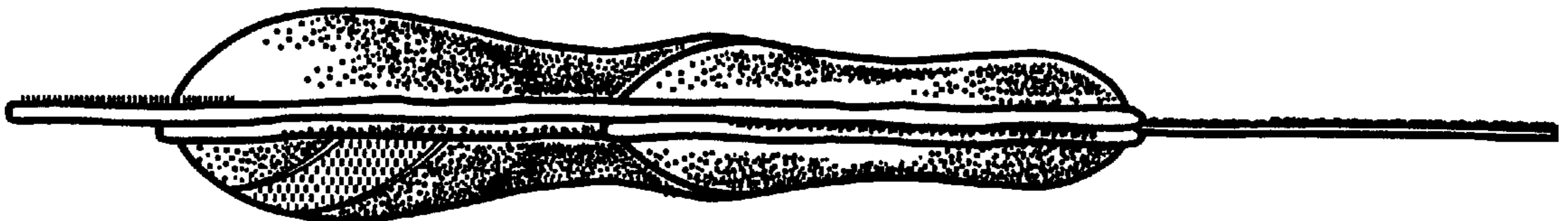
**Fig. 2**




**Fig. 3**




**Fig. 4**



**Fig. 5**



**Fig. 6**



**Fig. 7**