



US00D465065S

(12) **United States Design Patent**
Nakamura

(10) **Patent No.:** **US D465,065 S**

(45) **Date of Patent:** **** Oct. 29, 2002**

(54) **GAS LIGHTER**

D242,264 S * 11/1976 Tricot D27/156
5,868,561 A * 2/1999 Rogelet 431/153

(75) Inventor: **Yasuaki Nakamura**, Oyama-cho (JP)

* cited by examiner

(73) Assignee: **Tokai Corporation**, Tokyo (JP)

Primary Examiner—Jennifer Rivard

(**) Term: **14 Years**

(74) *Attorney, Agent, or Firm*—Baker Botts LLP

(21) Appl. No.: **29/156,781**

(57) **CLAIM**

(22) Filed: **Mar. 7, 2002**

The ornamental design for a gas lighter, substantially as shown and described.

(30) **Foreign Application Priority Data**

DESCRIPTION

Sep. 17, 2001 (JP) 2001-027281

FIG. 1 is a right side view of a gas lighter showing our new design,

(51) **LOC (7) Cl.** **27-05**

FIG. 2 is a rear view thereof,

(52) **U.S. Cl.** **D27/156**

FIG. 3 is a top view thereof,

(58) **Field of Search** D27/141, 148,
D27/152-154, 155-159, 160; 431/129,
130, 132, 142-144, 151, 153, 253-256,
273, 274, 277

FIG. 4 is a bottom view thereof,

FIG. 5 is a front view thereof,

FIG. 6 is a perspective view viewed from the front right side thereof; and,

(56) **References Cited**

FIG. 7 is a perspective view viewed from the rear left side thereof.

U.S. PATENT DOCUMENTS

D229,712 S * 12/1973 Vogel D27/156

1 Claim, 1 Drawing Sheet




FIG. 1




FIG. 2




FIG. 3

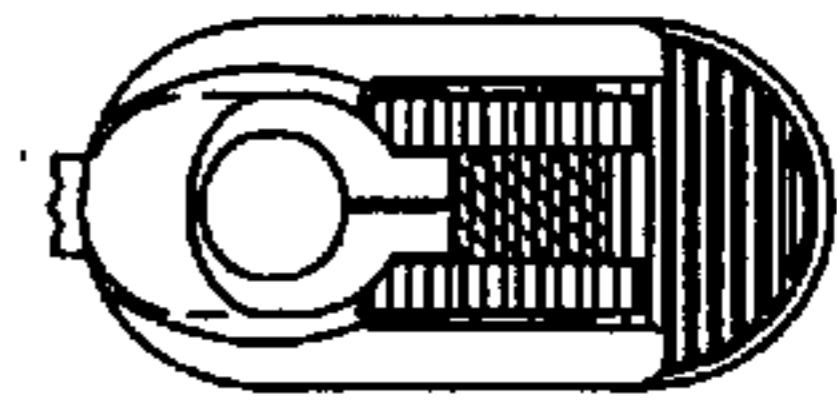


FIG. 4

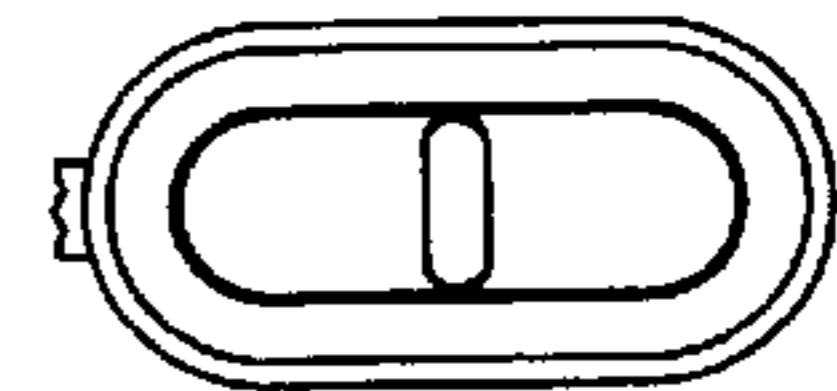


FIG. 5




FIG. 6

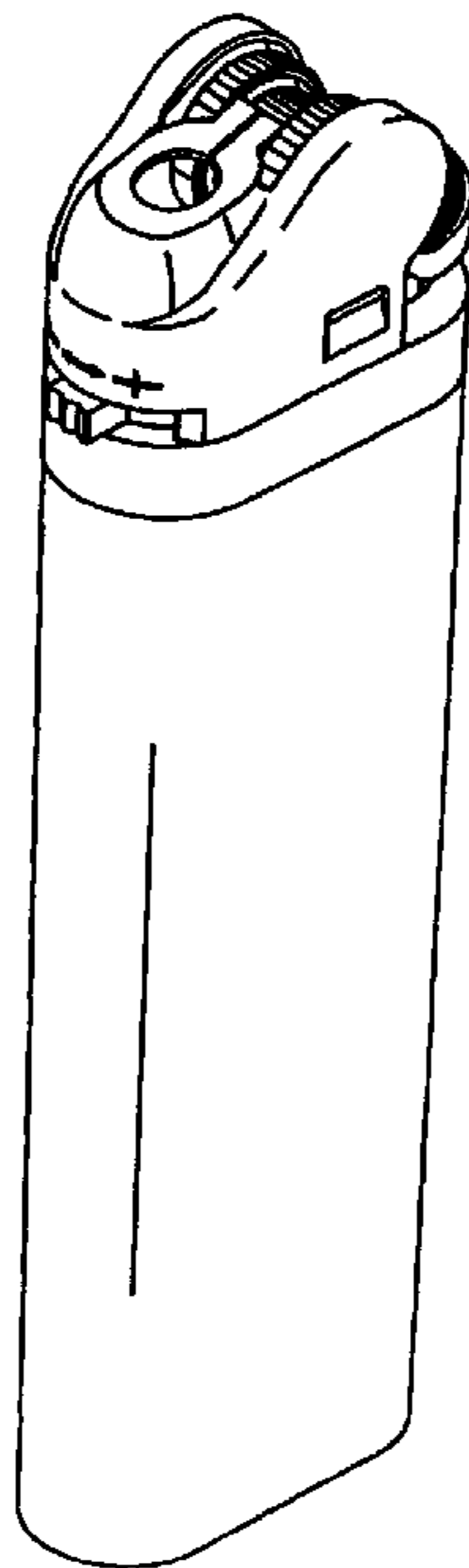


FIG. 7

