



US00D465064S

(12) **United States Design Patent**  
**Lin**

(10) **Patent No.:** **US D465,064 S**

(45) **Date of Patent:** **\*\* Oct. 29, 2002**

(54) **JOKER LIGHTER**

*Primary Examiner*—Jennifer Rivard

(76) Inventor: **Rong Lin**, 109 Kings Mountain Dr.,  
Greer, SC (US) 29650

(57) **CLAIM**

(\*\*) Term: **14 Years**

The ornamental design for a joker lighter, as shown.

(21) Appl. No.: **29/160,985**

**DESCRIPTION**

(22) Filed: **May 20, 2002**

(51) **LOC (7) Cl.** ..... **27-05**

(52) **U.S. Cl.** ..... **D27/148**

(58) **Field of Search** ..... D27/141, 148,  
D27/152–155, 157, 159, 160; D21/383,  
384; 431/254–257, 129, 132, 134, 135,  
142, 143, 153; 273/308

FIG. 1 is a front elevational view of close position thereof;  
FIG. 2 is a rear elevational view of close position thereof;  
FIG. 3 is a left side elevational view of close position thereof;  
FIG. 4 is a right side elevational view of close position thereof;  
FIG. 5 is a top plan view of close position thereof;  
FIG. 6 is a bottom plan view of close position thereof.  
FIG. 7 is a front elevational view of open position thereof;  
FIG. 8 is a rear elevational view of open position thereof;  
and,  
FIG. 9 is a left side elevational view of open position thereof.



(56) **References Cited**

**U.S. PATENT DOCUMENTS**

- 4,219,197 A \* 8/1980 Acuff ..... 273/146
- D296,017 S \* 5/1988 Thoby ..... D27/142
- D409,254 S \* 5/1999 Dwyer et al. .... D21/384

\* cited by examiner

**1 Claim, 9 Drawing Sheets**






FIG. 1




FIG. 2




FIG. 3




FIG. 4




FIG. 5




FIG. 6




FIG. 7



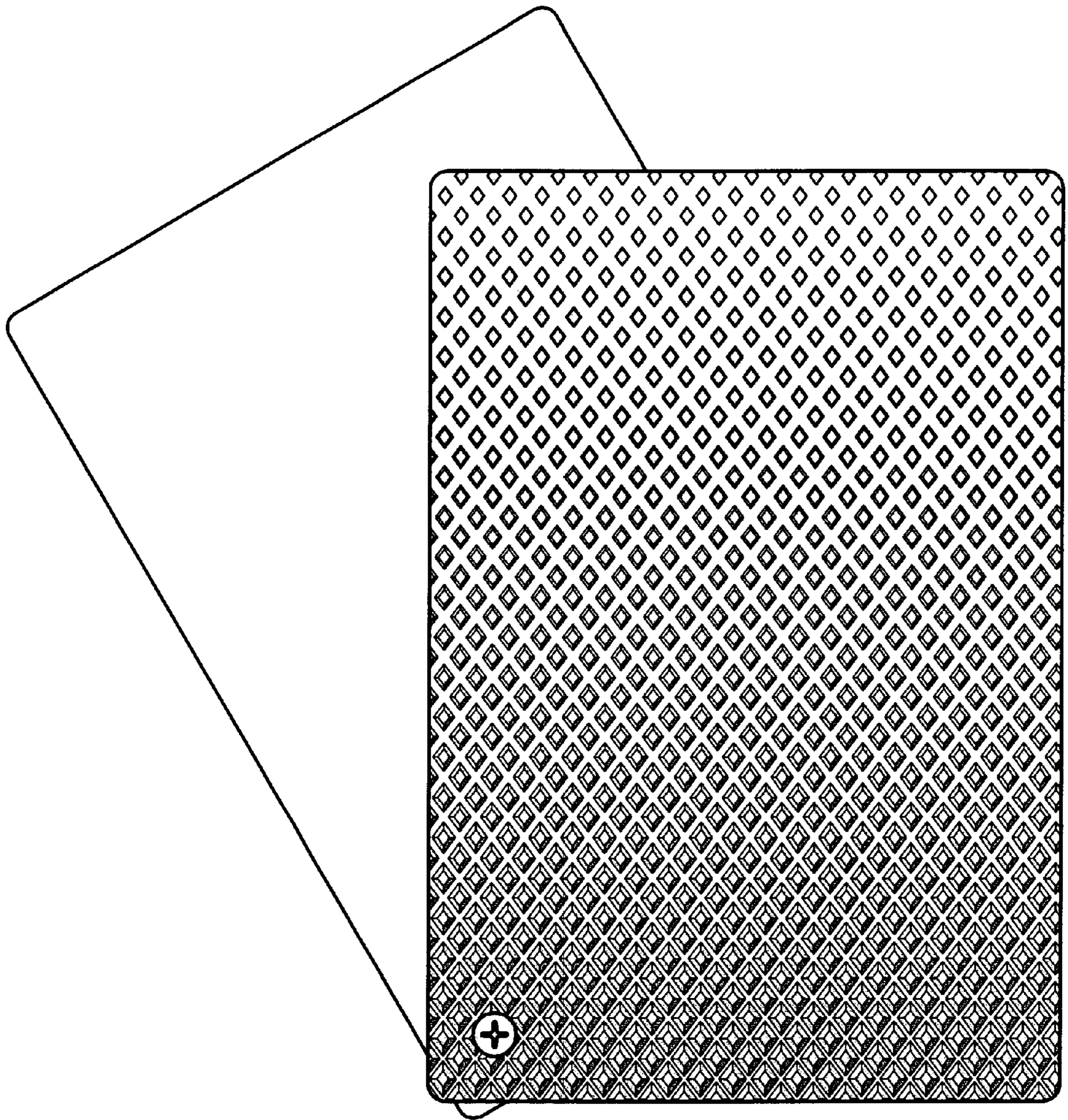


FIG. 8

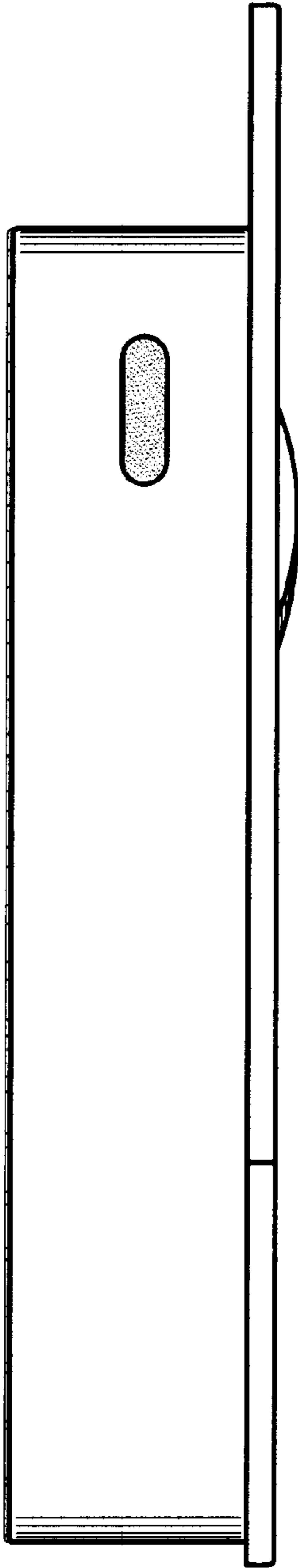


FIG. 9