



US00D465060S

(12) **United States Design Patent** (10) **Patent No.:** **US D465,060 S**  
**De'Armond** (45) **Date of Patent:** **\*\* Oct. 29, 2002**

(54) **LAMP HOUSING**

(75) Inventor: **Robert De'Armond**, Temecula, CA (US)

(73) Assignee: **Minka Lighting, Inc.**, Corona, CA (US)

(\*\*) Term: **14 Years**

(21) Appl. No.: **29/151,322**

(22) Filed: **Dec. 3, 2001**

(51) **LOC (7) Cl.** ..... **26-99**

(52) **U.S. Cl.** ..... **D26/129; D26/87; D26/92**

(58) **Field of Search** ..... D26/72, 80, 85-87, D26/92, 67, 118, 129, 128; 362/147, 432, 404-408, 362, 363

(56) **References Cited**

**U.S. PATENT DOCUMENTS**

- D445,525 S \* 7/2001 Pan ..... D26/72
- D446,331 S \* 8/2001 Phillips ..... D26/72
- D446,594 S \* 8/2001 Phillips ..... D26/72

**OTHER PUBLICATIONS**

- Home Lighting & Accessories Jun. 2001, p. 221, center lantern in photo.\*
- Home Lighting & Accessories Jun. 2001, p. 119, both lanterns in photo.\*
- ELA Co. 1988 Catalog. Lantern design by Pablo Steele item #'s 2421 amd 2421-2.\*
- U.S. patent application Ser. No. 29/151,338, Rolando M. Hidalgo, filed Dec. 3, 2001.

U.S. patent application Ser. No. 29/151,319, Robert De'Armond, filed Dec. 3, 2001.

U.S. patent application Ser. No. 29/151,349, Robert De'Armond et al., filed Dec. 3, 2001.

Minka Lighting, Inc.; The Great Outdoors by Minka-Lavery Two Thousand One; Jun. 18, 2001; pp. 52, 53; Minka Lighting, Inc.; U.S.A.

Photograph of lamp outside of The Munson Building, 67 Wall Street, New York City.

\* cited by examiner

*Primary Examiner*—Alan P. Douglas

*Assistant Examiner*—Clare E. Heflin

(74) *Attorney, Agent, or Firm*—Jenkins & Gilchrist, P.C.

(57) **CLAIM**

The ornamental design for the lamp housing, as shown and described.

**DESCRIPTION**

FIG. 1 is a side elevation view of the lamp housing in accordance with my design, illustrating a possible environment for the lamp;

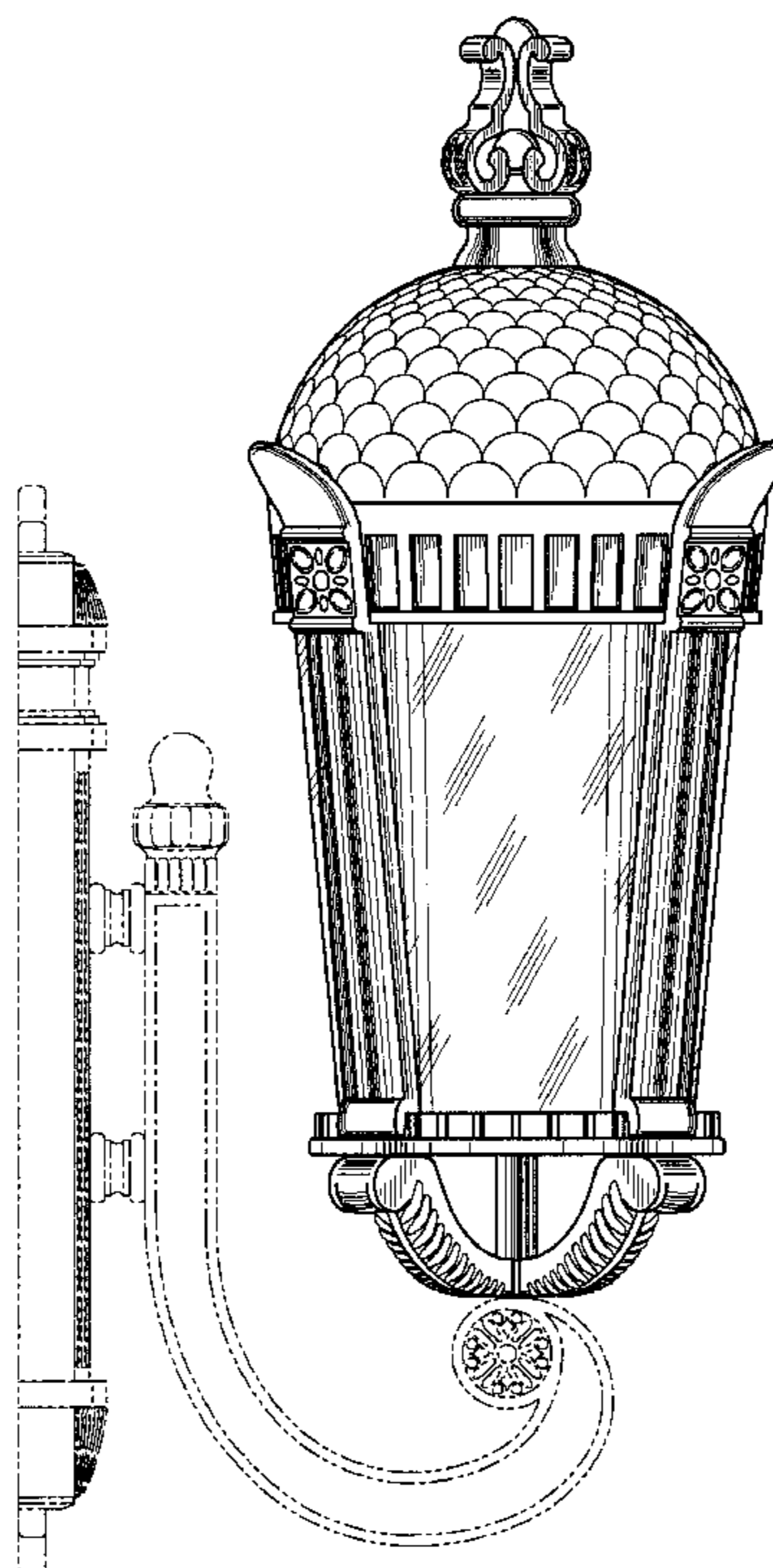
FIG. 2 is a front elevation view of the lamp housing in accordance with my design;


FIG. 3 is a top plan view of the lamp housing in accordance with my design; and,

FIG. 4 is a bottom plan view of the lamp housing in accordance with my design.

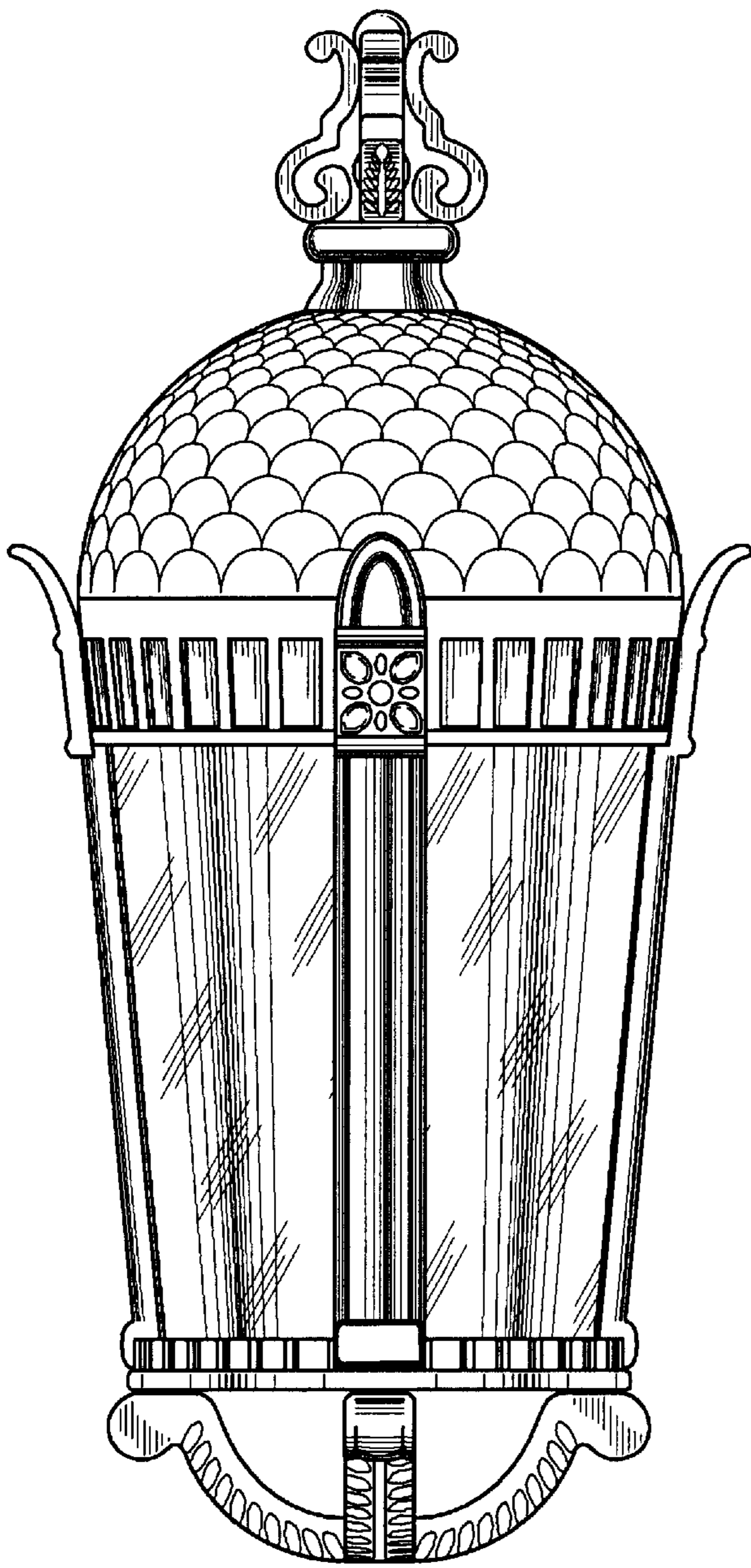
The right, left, front and rear elevation views are substantially identical. The broken lines showing environmental structure are for illustrative purposes only and form no part of the claimed design.

**1 Claim, 2 Drawing Sheets**

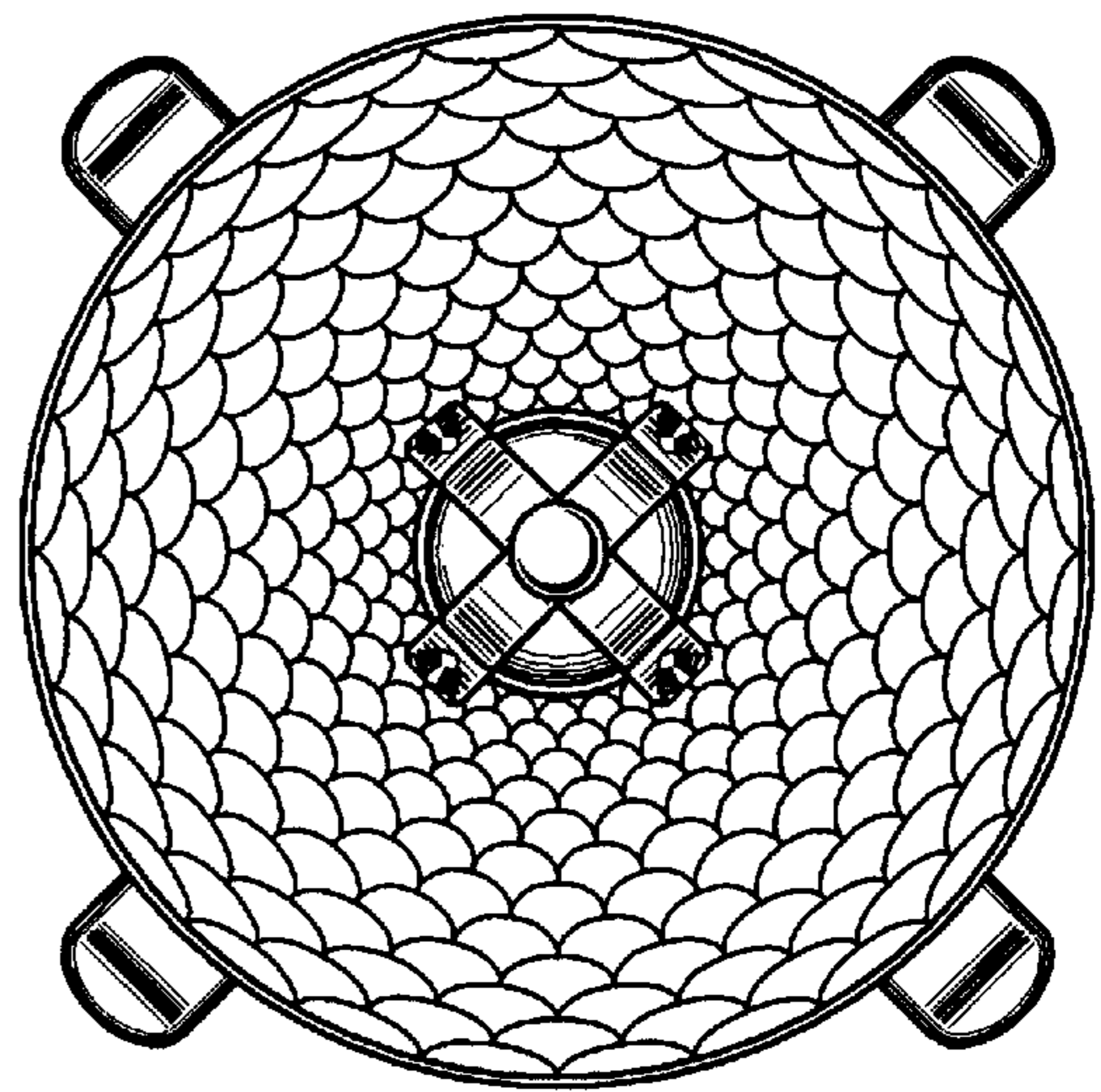





*Fig. 1*



*Fig.2*



*Fig.3*



*Fig.4*