



US00D465053S

(12) **United States Design Patent**
Miranda

(10) **Patent No.:** **US D465,053 S**

(45) **Date of Patent:** **** Oct. 29, 2002**

(54) **LANTERN**

(76) **Inventor:** **Pasquale Miranda**, 63 - 2nd St.,
Garden City, NY (US) 11530

(**) **Term:** **14 Years**

(21) **Appl. No.:** **29/151,772**

(22) **Filed:** **Dec. 1, 2001**

(51) **LOC (7) Cl.** **26-03**

(52) **U.S. Cl.** **D26/87**

(58) **Field of Search** D26/72, 80, 85-87,
D26/92, 67, 118, 129; 362/147, 432, 404-408,
362, 363

(56) **References Cited**

U.S. PATENT DOCUMENTS

D429,018 S * 8/2000 De'Armond D26/72
D445,210 S * 7/2001 Chen D26/72

OTHER PUBLICATIONS

Home Lighting & Accessories, Jun. 2001, p. 17, lamps in
both, the top left and bottom left photographs.*
SeaGull Lighting 2001 Catalog, p. 296, item# T6010.*

Rockscapes, Inc. brochure, p. 24, Item P93-7-VH.*
Rockscapes, Inc. brochure, item W390-9-ASFF, lower left
of p. 28.*

* cited by examiner

Primary Examiner—Alan P. Douglas
Assistant Examiner—Clare E. Heflin

(57) **CLAIM**


The ornamental design for a lantern, as shown and
described.

DESCRIPTION

FIG. 1 is a perspective view of the lantern showing my
design;
FIG. 2 is a right side elevational view thereof;
FIG. 3 is a front elevational view, thereof;
FIG. 4 is a top plan view, thereof; and,
FIG. 5 is a bottom plan view.

The left side of lantern is a mirror image of right side
elevation. The broken-line showing of environmental struc-
tures in FIGS. 1-5 is for illustrative purposes only and forms
no part of the claimed design.

1 Claim, 4 Drawing Sheets






Fig. 1




Fig. 2




Fig. 3

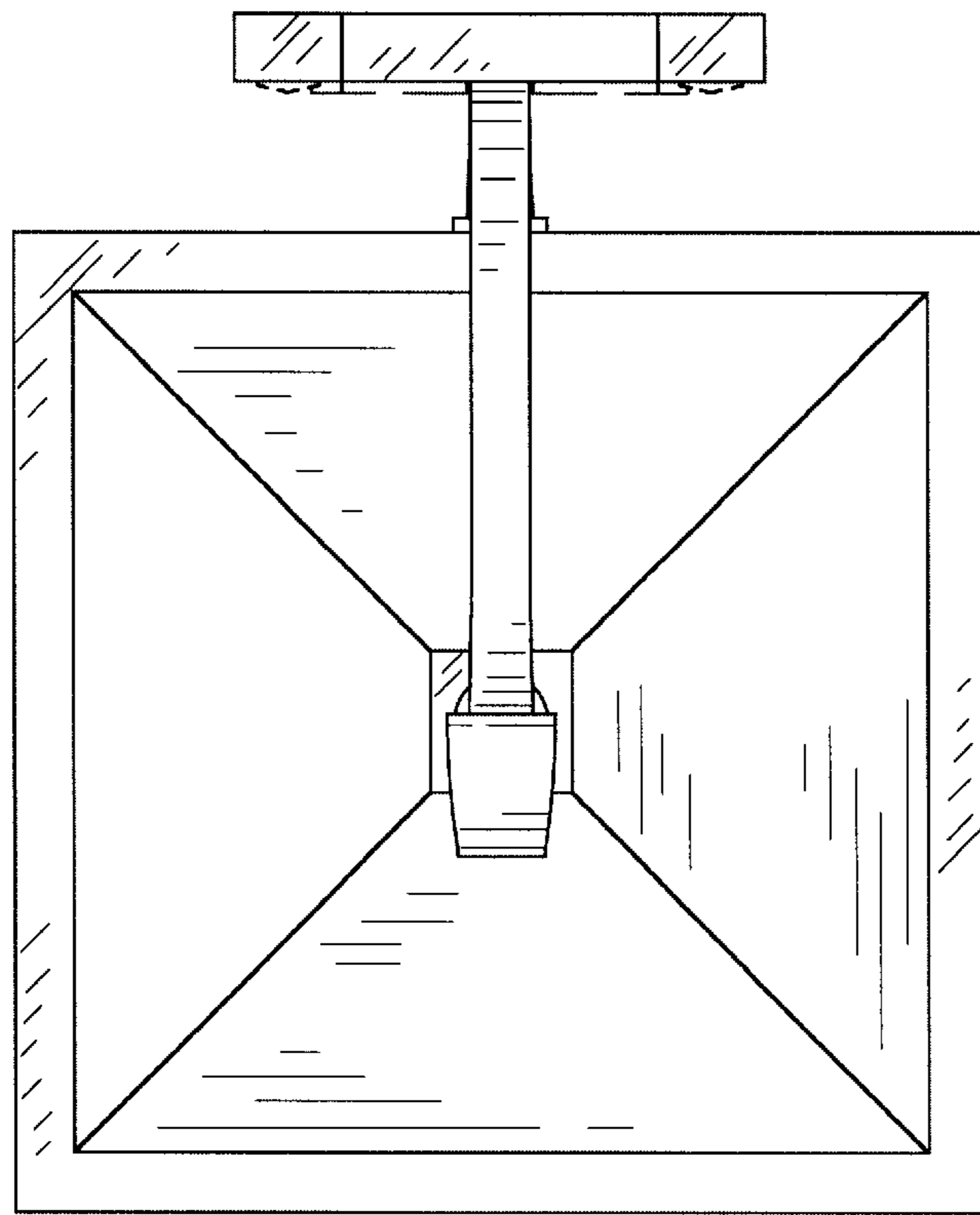


Fig. 4




Fig. 5