



US00D465052S

(12) **United States Design Patent**
De'Armond et al.

(10) **Patent No.:** **US D465,052 S**

(45) **Date of Patent:** **** Oct. 29, 2002**

(54) **LAMP**

(75) Inventors: **Robert De'Armond**, Temecula, CA (US); **Rolando M. Hidalgo**, Orange, CA (US)

(73) Assignee: **Minka Lighting, Inc.**, Corona, CA (US)

(**) Term: **14 Years**

(21) Appl. No.: **29/151,349**

(22) Filed: **Dec. 3, 2001**

(51) **LOC (7) Cl.** **26-03**

(52) **U.S. Cl.** **D26/87; D26/92**

(58) **Field of Search** D26/72, 80, 85-87,
D26/92, 67, 118, 129, 128; 362/147, 432,
404-408, 362, 363

(56) **References Cited**

U.S. PATENT DOCUMENTS

D445,525 S	*	7/2001	Pan	D26/72
D446,331 S	*	8/2001	Phillips	D26/72
D446,594 S	*	8/2001	Phillips	D26/72

OTHER PUBLICATIONS

Home Lighting & Accessories Jun. 2001, p. 221, center lantern in photo.*

Home Lighting & Accessories Jun. 2001, p. 119, both lanterns in photo.*

ELA Co. 1998 Catalog. Lantern design by Pablo Steele item #'s 2421 and 2421-2.*

U.S. patent application Ser. No. 29/151,322, De'Armond, filed Dec. 3, 2001.

U.S. patent application Ser. No. 29/151,338, Hidalgo, filed Dec. 3, 2001.

U.S. patent application Ser. No. 29/151,319, De'Armond, filed Dec. 3, 2001.

Minka Lighting, Inc.; The Great Outdoors by Minka-Lavery Two Thousand One; Jun. 18, 2001; pp. 52, 53; Minka Lighting, Inc.; U.S.A.

Photograph of lamp outside of The Munson Building, 67 Wall Street, New York City.

* cited by examiner

Primary Examiner—Alan P. Douglas

Assistant Examiner—Clare E. Heflin

(74) *Attorney, Agent, or Firm*—Jenkins & Gilchrist, P.C.

(57) **CLAIM**

The ornamental design for the lamp, as shown and described.

DESCRIPTION

FIG. 1 is a perspective view from above of the lamp in accordance with my design;

FIG. 2 is a perspective view from below of the lamp in accordance with my design;

FIG. 3 is a right elevation view of the lamp in accordance with my design;

FIG. 4 is a front elevation view of the lamp in accordance with my design;

FIG. 5 is a top plan view of the lamp in accordance with my design; and,

FIG. 6 is a bottom plan view of the lamp without the shade in accordance with my design.

The right and left elevation views are substantially identical.

The front and rear elevation views of the lamp housing are substantially identical. The rear elevation of the lamp backplate follows the contours as shown in FIGS. 1 through 6 and is unornamented and forms no part of the claimed design.

1 Claim, 5 Drawing Sheets






Fig.1



Fig.2



Fig.3



Fig.4




Fig.5




Fig.6