



US00D465045S

(12) **United States Design Patent**  
**Yamamoto et al.**

(10) **Patent No.:** **US D465,045 S**

(45) **Date of Patent:** **\*\* Oct. 29, 2002**

(54) **FLASHLIGHT**

D445,522 S \* 7/2001 Chiu ..... D26/49  
D449,125 S \* 10/2001 Bangelter et al. .... D26/49

(75) Inventors: **Yukihiro Yamamoto**, Tokyo (JP);  
**Setsuo Ohtaka**, Tokyo (JP); **Takeshi Sugisaki**, Tokyo (JP)

\* cited by examiner

(73) Assignee: **FDK Corporation**, Tokyo (JP)

*Primary Examiner*—Marcus A. Jackson  
(74) *Attorney, Agent, or Firm*—Wenderoth, Lind & Ponack, L.L.P.

(\*\*) Term: **14 Years**

(57) **CLAIM**

(21) Appl. No.: **29/154,686**

The ornamental design for a flashlight, as shown and described.

(22) Filed: **Jan. 30, 2002**

(30) **Foreign Application Priority Data**

**DESCRIPTION**

Aug. 10, 2001 (JP) ..... 2001-023866

FIG. 1 is a front view of the flashlight showing our new design;

(51) **LOC (7) Cl.** ..... **26-02**

FIG. 2 is a top view thereof;

(52) **U.S. Cl.** ..... **D26/49**

FIG. 3 is a rear view thereof;

(58) **Field of Search** ..... D26/37-50; 362/157,  
362/158, 171, 172, 173, 183-208

FIG. 4 is a bottom plan view thereof;

FIG. 5 is a left side view thereof;

(56) **References Cited**

FIG. 6 is a right side view thereof;

**U.S. PATENT DOCUMENTS**

FIG. 7 is a sectional view taken on line A—A of FIG. 1; and,  
FIG. 8 is a perspective view.

D442,308 S \* 5/2001 Chiu ..... D26/49

**1 Claim, 6 Drawing Sheets**




FIG.1




FIG.2

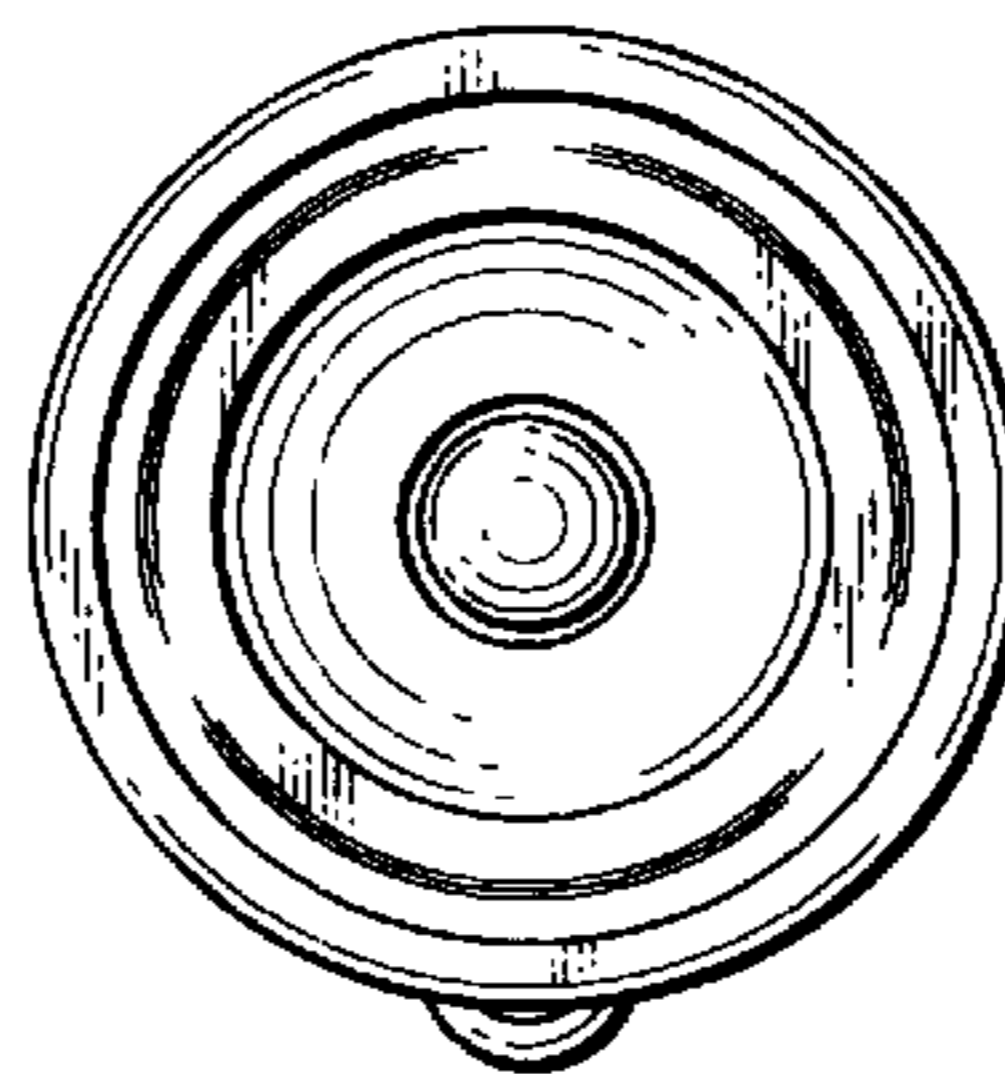


FIG.3




FIG.4

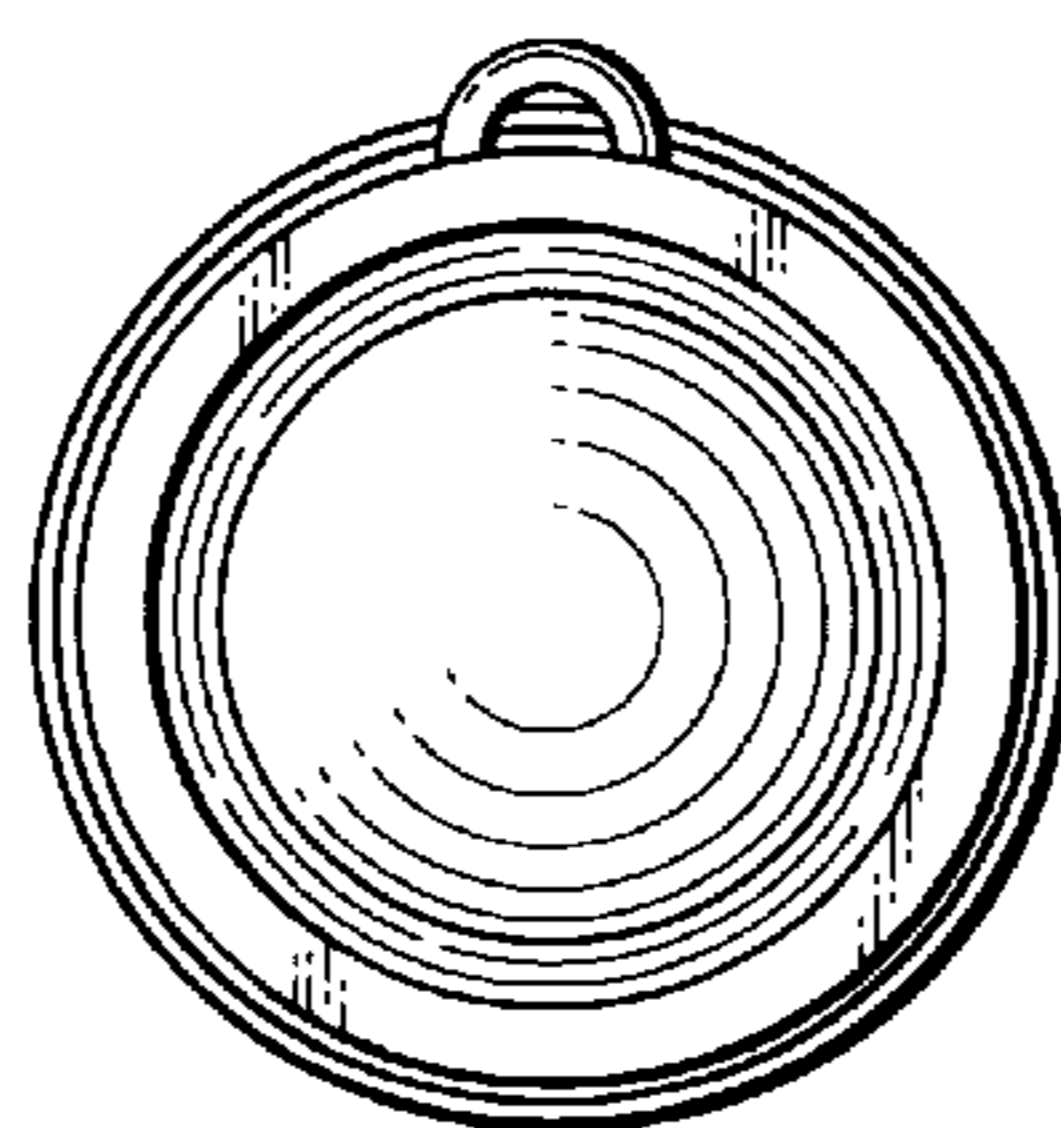


FIG.5




FIG.6

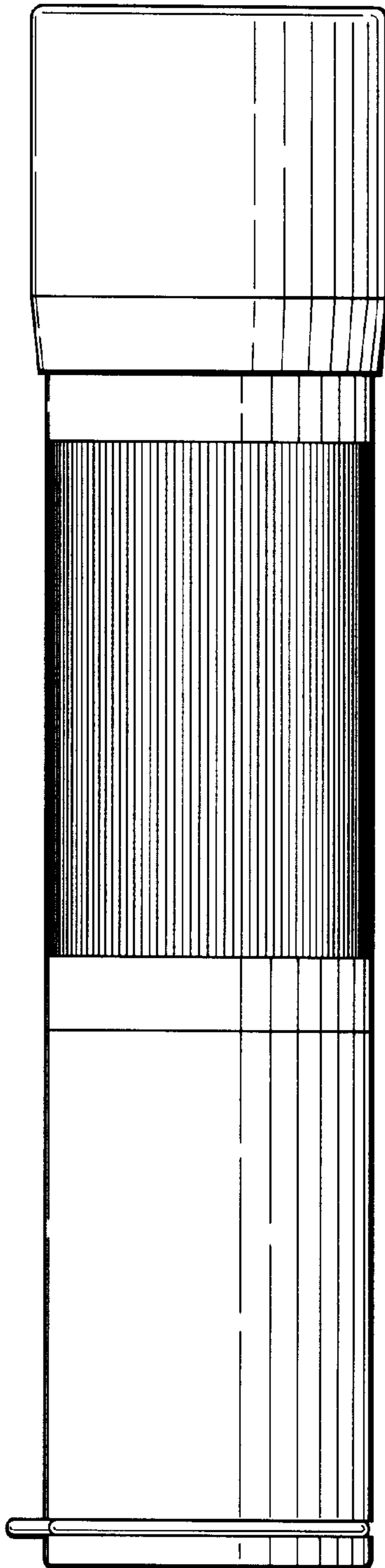


FIG. 7

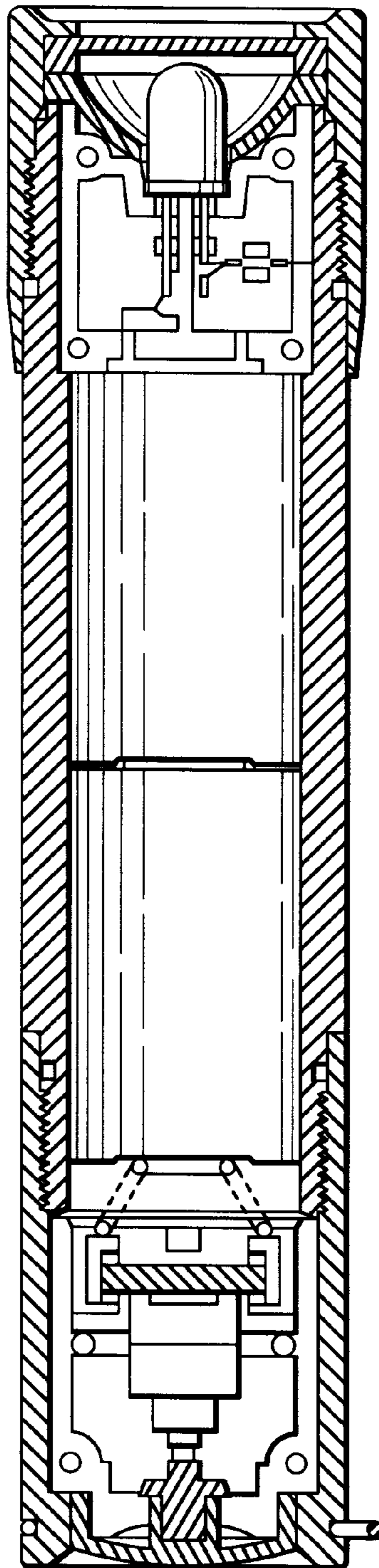


FIG.8

