



US00D465029S

(12) **United States Design Patent**  
**Chen**

(10) **Patent No.:** **US D465,029 S**

(45) **Date of Patent:** **\*\* Oct. 29, 2002**

(54) **MESSAGE DEVICE**

(76) Inventor: **Kuo-Chin Chen**, 2-1F, No. 18, Alley  
47, Lane 208, Jui An Street, Ta An  
District, Taipei (TW), 105

(\*\*) Term: **14 Years**

(21) Appl. No.: **29/156,822**

(22) Filed: **Mar. 7, 2002**

(51) **LOC (7) Cl.** ..... **28-03**

(52) **U.S. Cl.** ..... **D24/212**

(58) **Field of Search** ..... D24/211, 212;  
601/27, 28, 32, 113, 115, 118, 122, 128,  
131, 134, 136

(56) **References Cited**

**U.S. PATENT DOCUMENTS**

D140,145 S \* 1/1945 Sandow ..... D24/212  
3,415,514 A \* 12/1968 Weihs ..... 601/115 X  
D242,826 S \* 12/1976 Posh et al. .... D24/212

5,005,560 A \* 4/1991 Quam et al. .... 601/113

D393,720 S \* 4/1998 Chien ..... D24/212

D404,139 S \* 1/1999 Young ..... D24/212

\* cited by examiner

*Primary Examiner*—Stella Reid


(57) **CLAIM**

The ornamental design for a massage device, as shown and described.

**DESCRIPTION**

FIG. 1 is a front elevational view of a massage device, showing my new design;  
FIG. 2 is a left side elevational view thereof;  
FIG. 3 is a right side elevational view thereof;  
FIG. 4 is a bottom plan view thereof;  
FIG. 5 is a top plan view thereof;  
FIG. 6 is a rear elevational view thereof; and,  
FIG. 7 is a perspective view thereof.

**1 Claim, 4 Drawing Sheets**



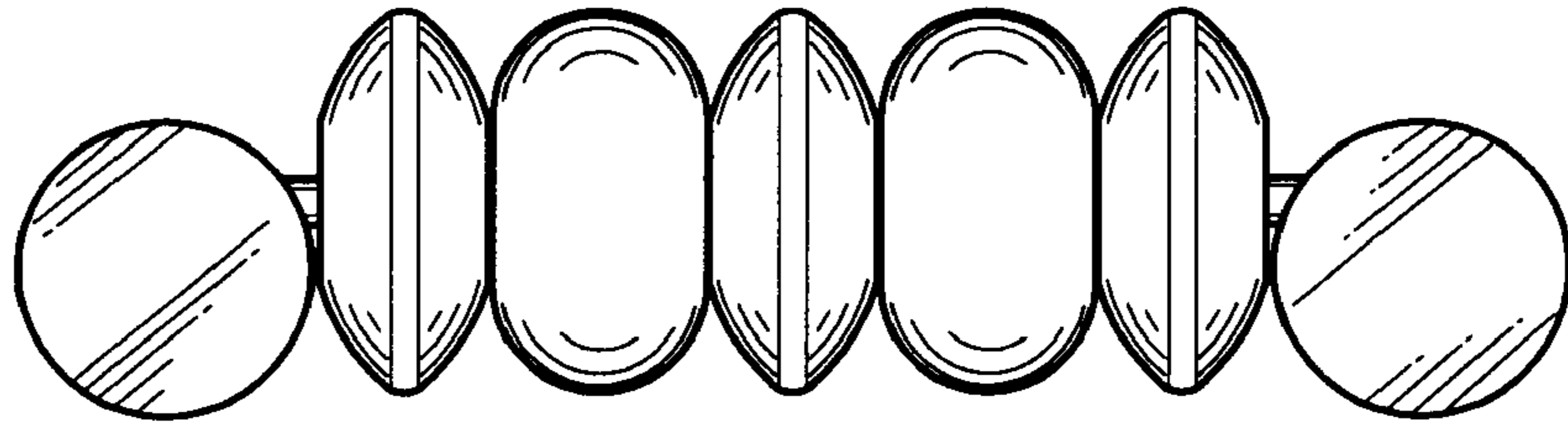


Fig. 1




Fig. 2




Fig. 3

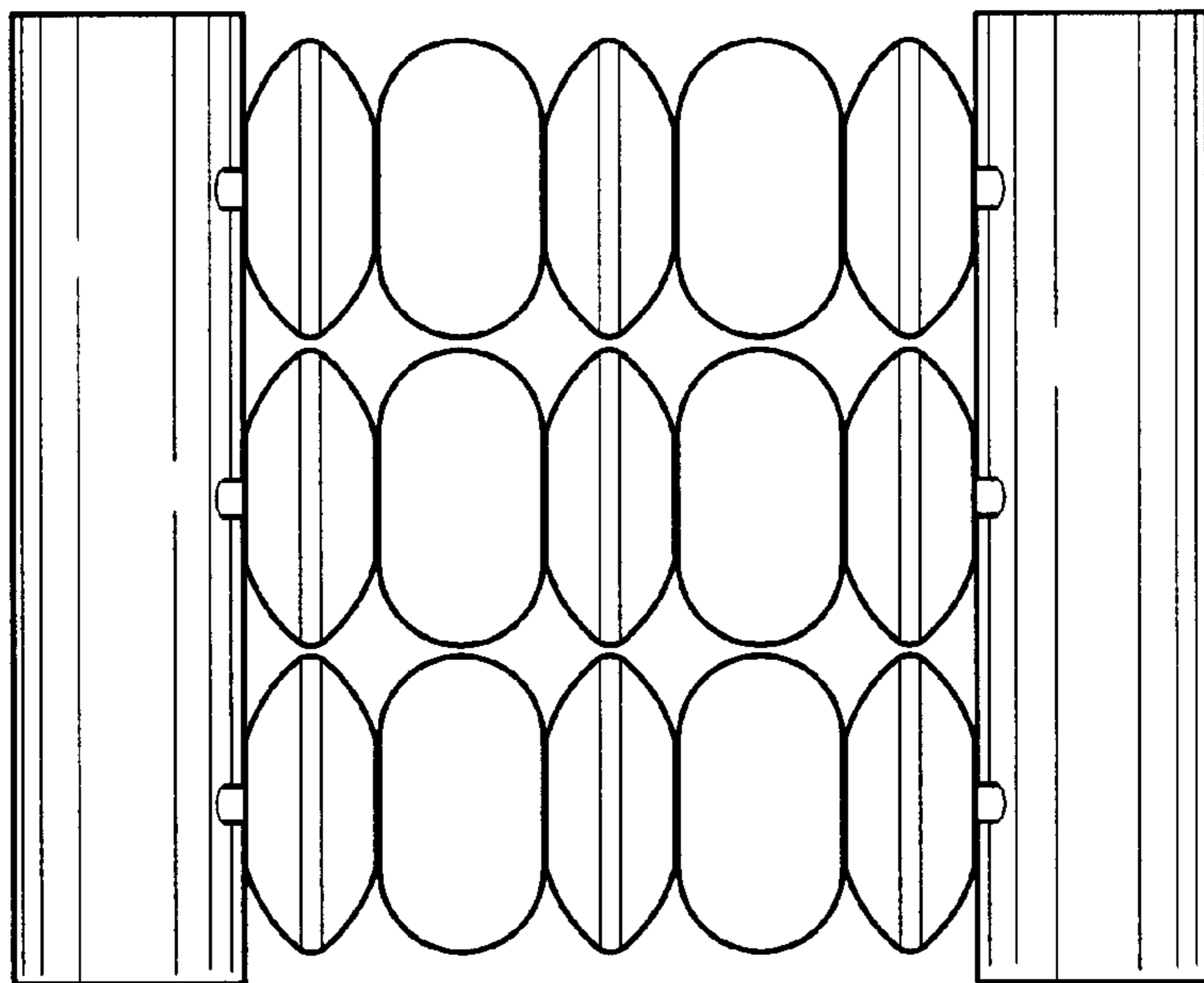


Fig. 4

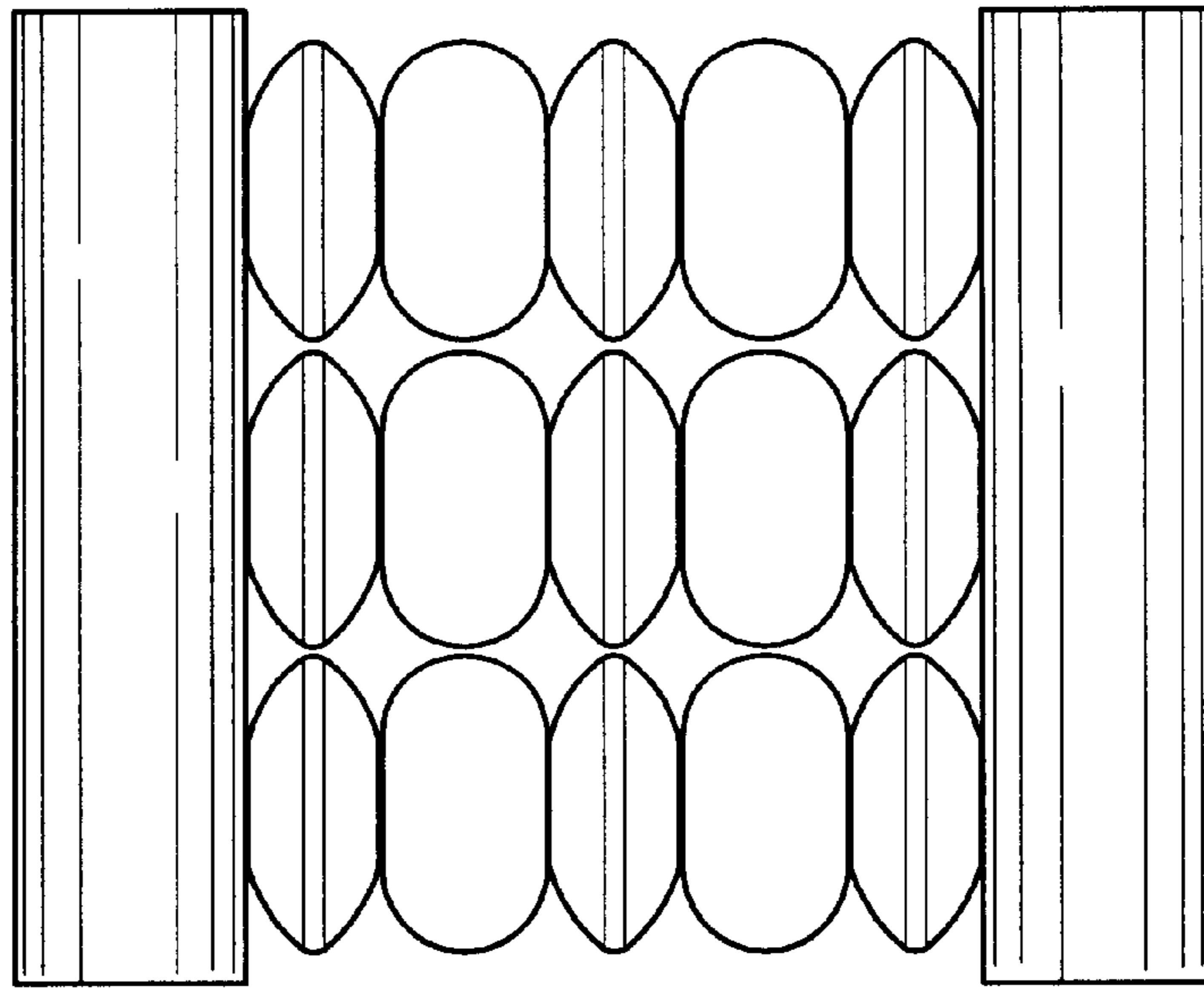


Fig. 5

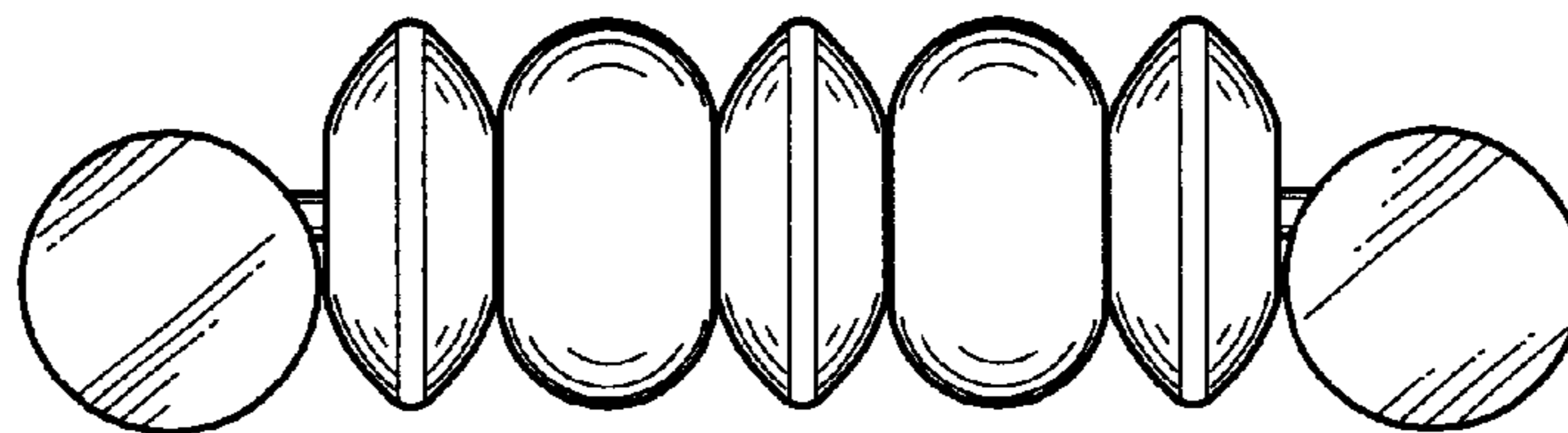


Fig. 6




Fig. 7