



US00D465028S

(12) **United States Design Patent**
Renz

(10) **Patent No.:** **US D465,028 S**

(45) **Date of Patent:** **** Oct. 29, 2002**

- (54) **NIPPLE**
- (75) **Inventor:** **Charles John Renz**, Briarcliff Manor, NY (US)
- (73) **Assignee:** **Playtex Products, Inc.**, Westport, CT (US)
- (**) **Term:** **14 Years**
- (21) **Appl. No.:** **29/152,115**
- (22) **Filed:** **Oct. 29, 2001**
- (51) **LOC (7) Cl.** **24-04**
- (52) **U.S. Cl.** **D24/196**
- (58) **Field of Search** D24/196, 194, D24/193, 197; 215/11.1, 11.2, 11.3, 11.4, 11.5, 11.6

4,834,099 A	5/1989	Schrooten	128/360
D303,839 S	10/1989	Fitzpatrick et al.	D24/194
5,024,341 A *	6/1991	Dekerle	215/11.1
5,129,532 A	7/1992	Martin	215/11.1
D330,938 S	11/1992	Sakashita	D24/196
5,269,426 A	12/1993	Morano	215/11.6
5,419,445 A	5/1995	Kaesemeyer	215/11.1
D360,468 S	7/1995	Fuller	D24/196
5,553,726 A *	9/1996	Park	215/11.4
5,617,972 A	4/1997	Morano et al.	221/33
D381,752 S	7/1997	McCoy	D24/196
5,653,732 A	8/1997	Sheehy	606/236
5,747,083 A	5/1998	Raymond et al.	426/117
5,806,711 A	9/1998	Morano et al.	221/33
D405,530 S	2/1999	Manganiello et al.	D24/196
5,878,899 A	3/1999	Manganiello et al.	215/11.6
5,881,893 A	3/1999	Manganiello	215/11.5
D411,886 S	7/1999	Manganiello	D24/197
5,921,426 A	7/1999	Randolph	220/495.06
D412,582 S	8/1999	Morano	D24/197
D417,275 S	11/1999	Conforti	D24/130
6,003,698 A	12/1999	Morano	215/11.1
6,032,810 A	3/2000	Meyers et al.	215/11.1
6,053,342 A	4/2000	Chomik	215/11.5
D433,143 S	10/2000	Chomik et al.	D24/197
D441,086 S	4/2001	Morano	D24/197
D441,870 S	5/2001	Randolph	D24/196

(56) **References Cited**
U.S. PATENT DOCUMENTS

956,741 A	5/1910	Smith	
1,099,082 A	6/1914	Decker	
1,541,330 A	6/1925	Decker	
1,858,356 A	5/1932	Brown	
2,196,870 A	4/1940	Little	128/252
D130,791 S	12/1941	Porthouse et al.	
2,269,223 A	1/1942	Porthouse et al.	128/252
2,509,129 A	5/1950	Buck	215/11
2,741,385 A	4/1956	Raiche	215/11
2,977,013 A	3/1961	Clemens	215/11
3,203,569 A	8/1965	Shomock et al.	215/11
3,211,315 A	10/1965	Griesinger	215/11
3,272,202 A	9/1966	Soto	128/252
3,664,535 A	5/1972	Mette	215/11 R
3,677,429 A	7/1972	La Barge	215/11 C
3,777,753 A	12/1973	Kesselring et al.	128/252
4,238,040 A	12/1980	Fitzpatrick	215/11.3
D271,797 S *	12/1983	Chronos	D24/196
D286,071 S	10/1986	Fuller	D24/46
D288,240 S	2/1987	Fuller	D24/46
D288,241 S	2/1987	Fuller	D24/46
4,676,386 A	6/1987	Phlaphongphanich	215/11 R
D294,735 S	3/1988	Morano et al.	D24/196
D300,462 S	3/1989	English et al.	D24/45

* cited by examiner

Primary Examiner—Stella Reid
(74) *Attorney, Agent, or Firm*—Ohlandt, Greeley, Ruggiero & Perle, LLP

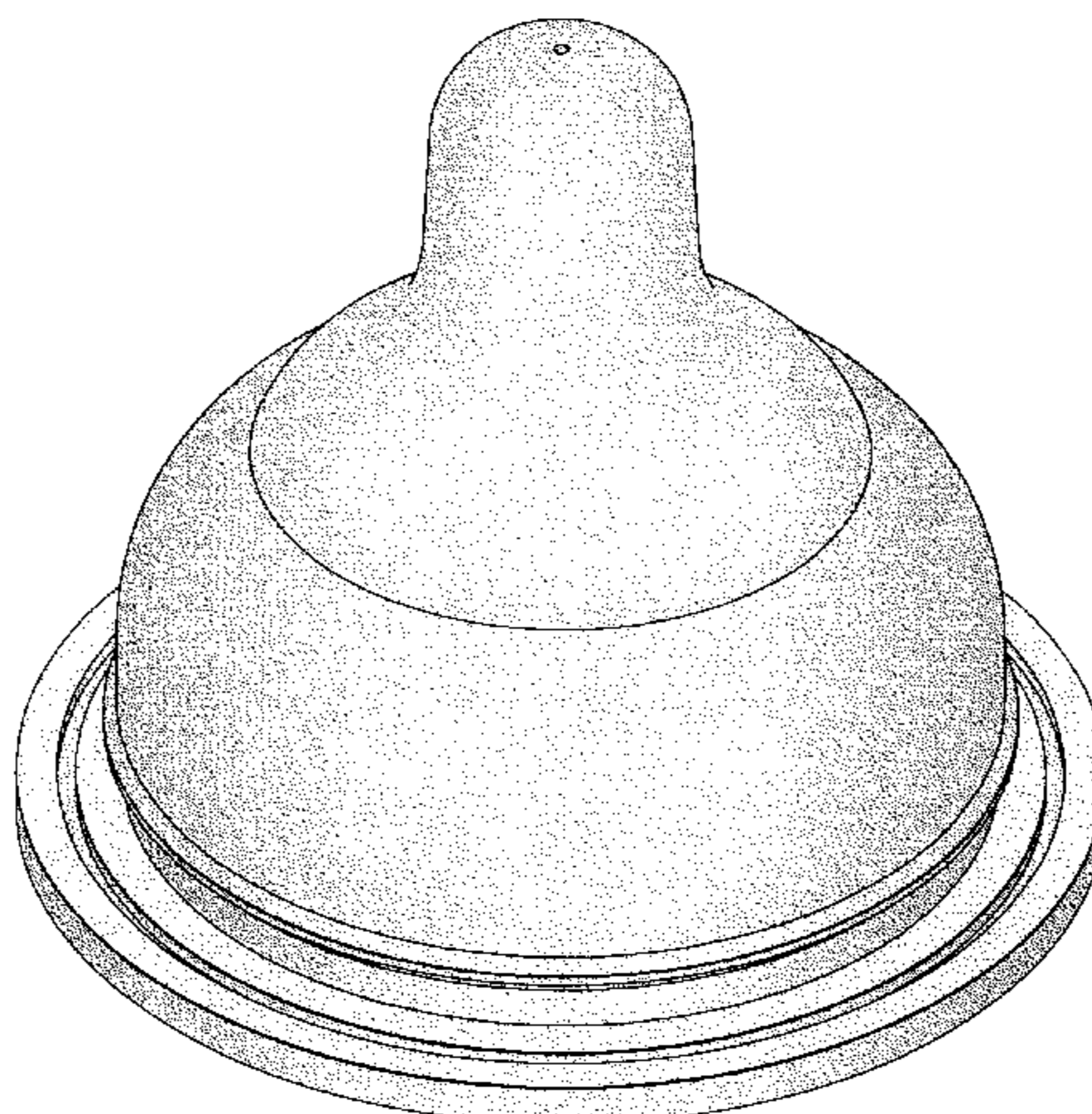
(57) **CLAIM**

The ornamental design for nipple, as shown and described.

DESCRIPTION

FIG. 1 is a perspective view of a nipple according to the present invention;
FIG. 2 is a top view of the nipple of FIG. 1;
FIG. 3 is a bottom view of the nipple of FIG. 1;
FIG. 4 is a side elevation view of the nipple of FIG. 1; and,
FIG. 5 is a cross sectional view along line 5—5 of FIG. 2.

1 Claim, 3 Drawing Sheets



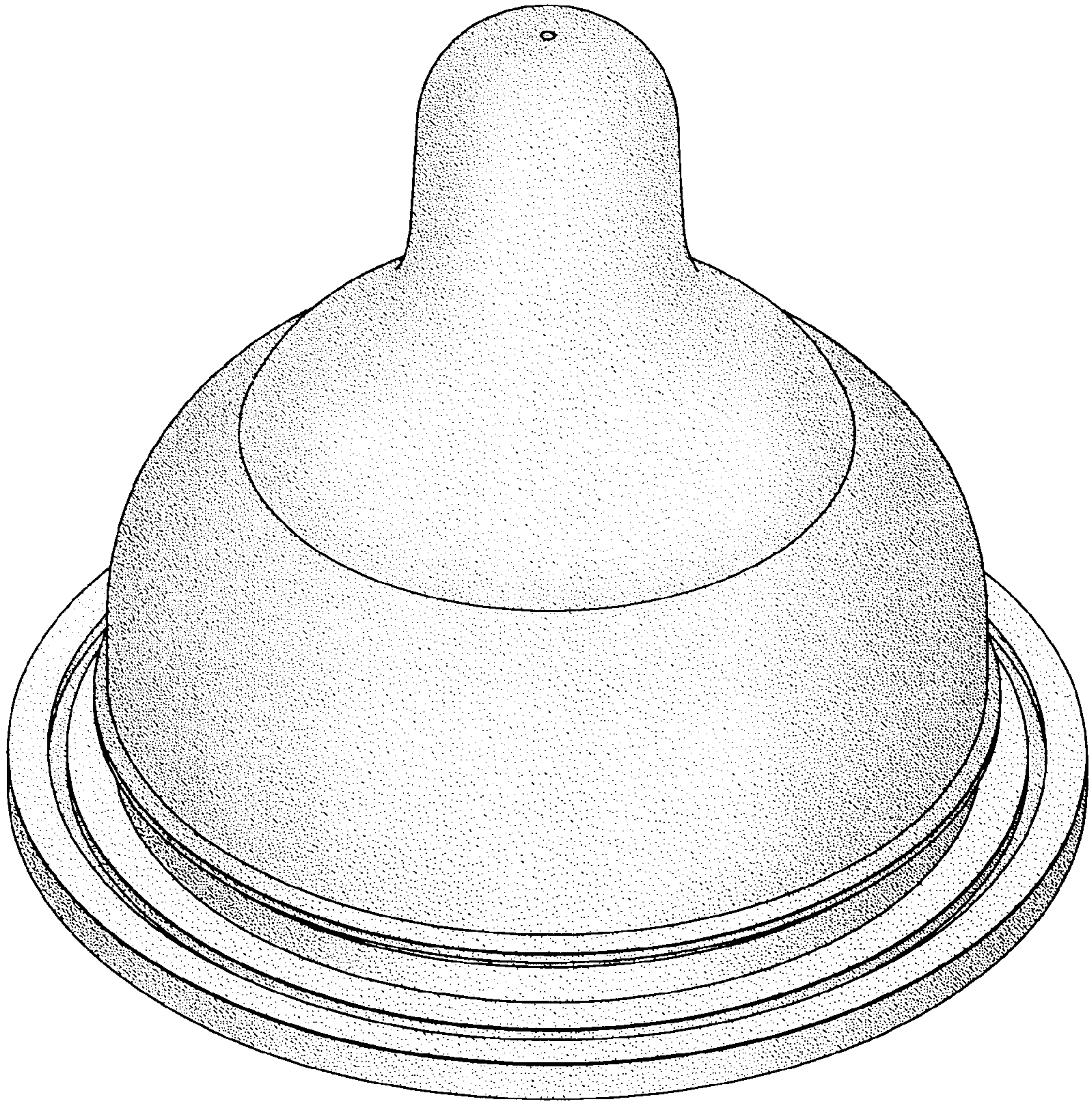


FIG. 1

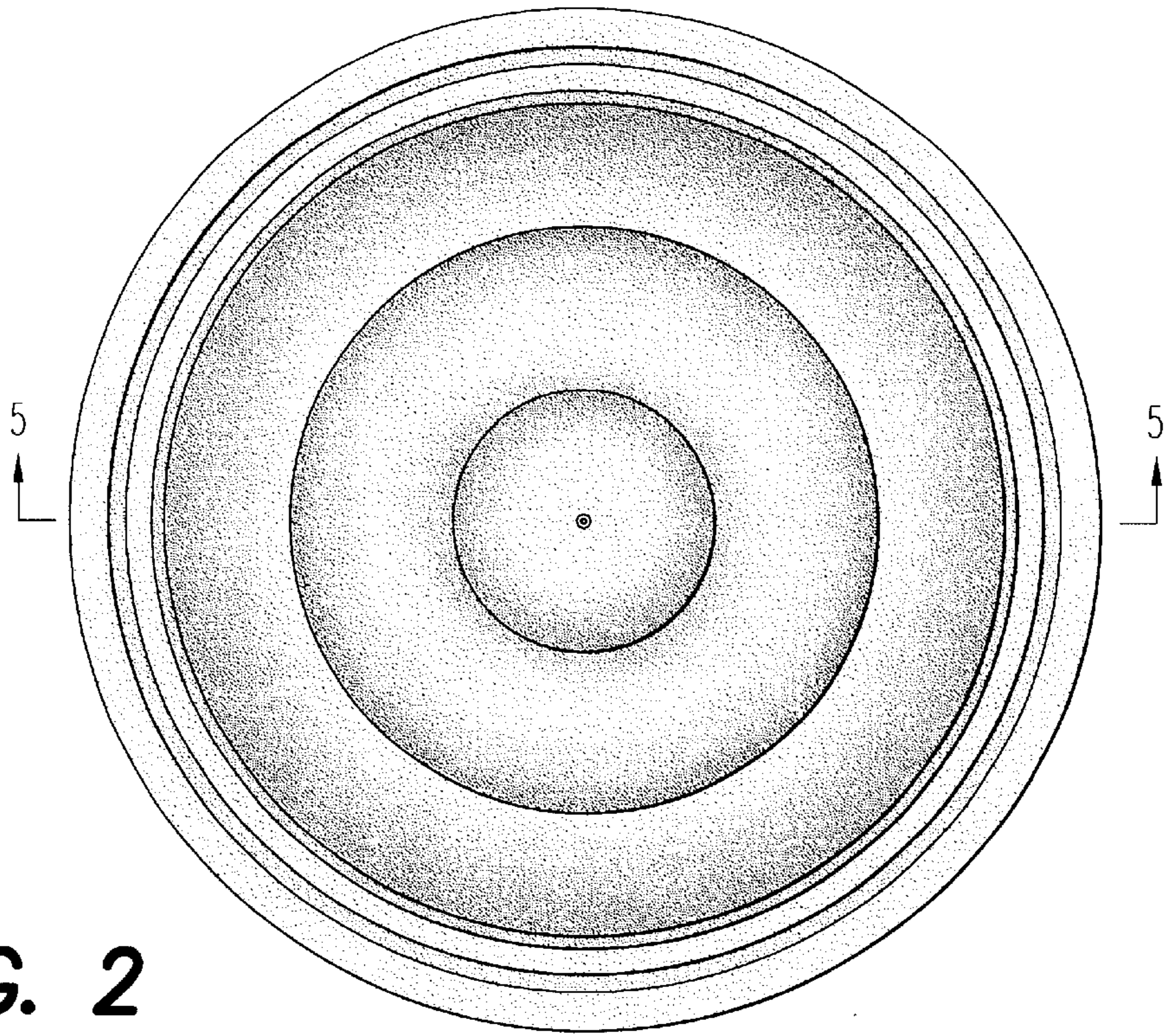


FIG. 2

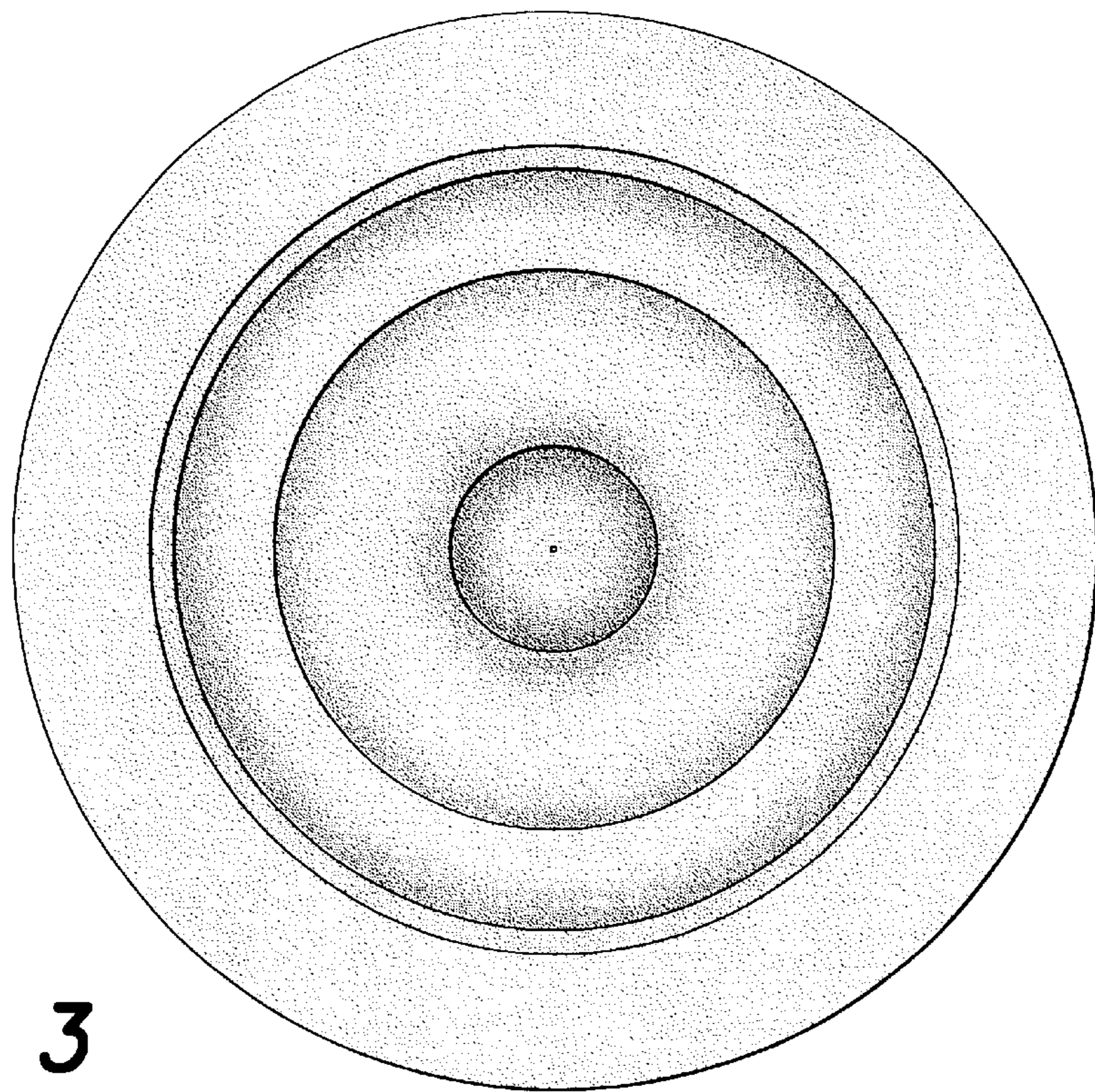


FIG. 3

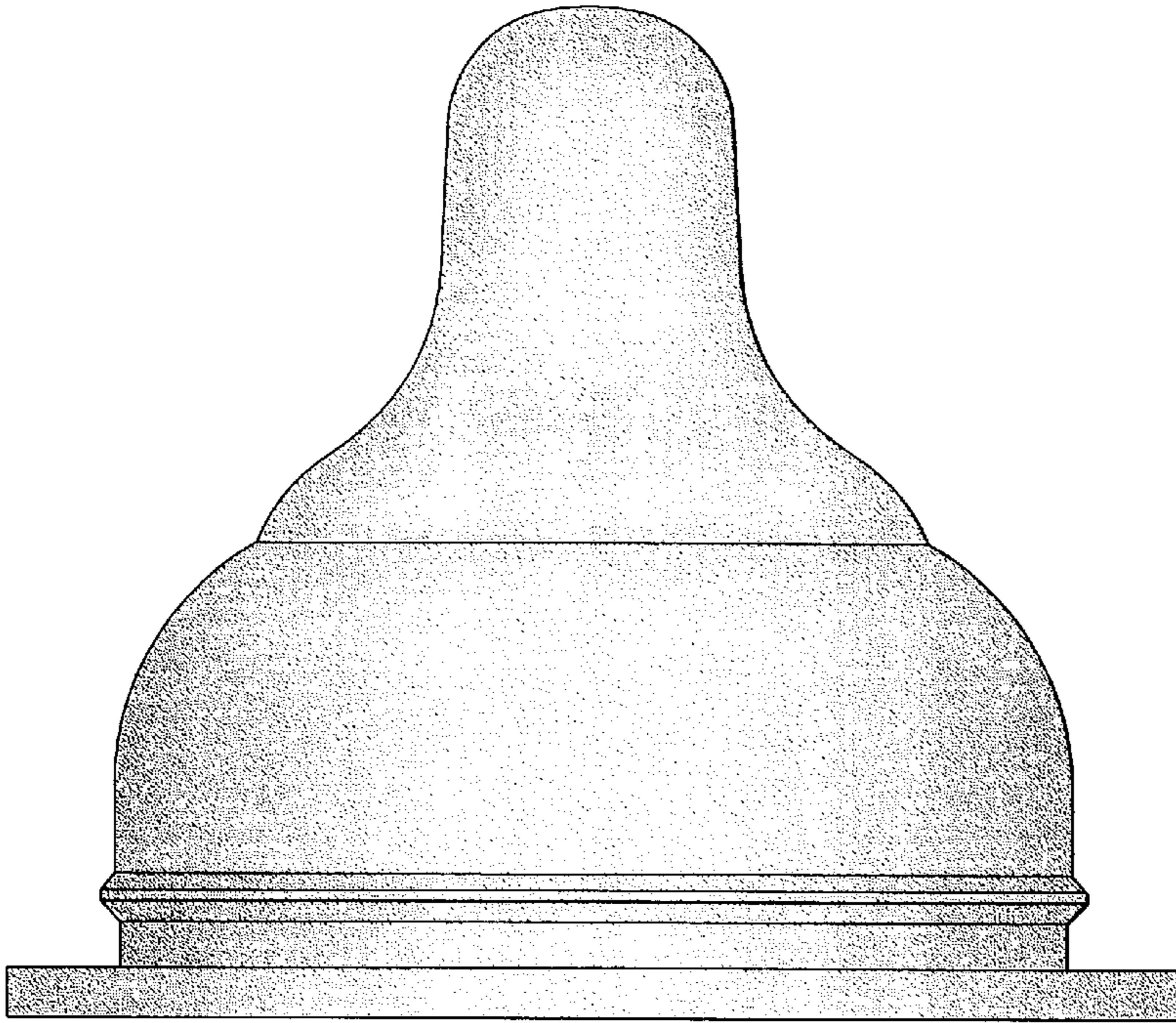


FIG. 4

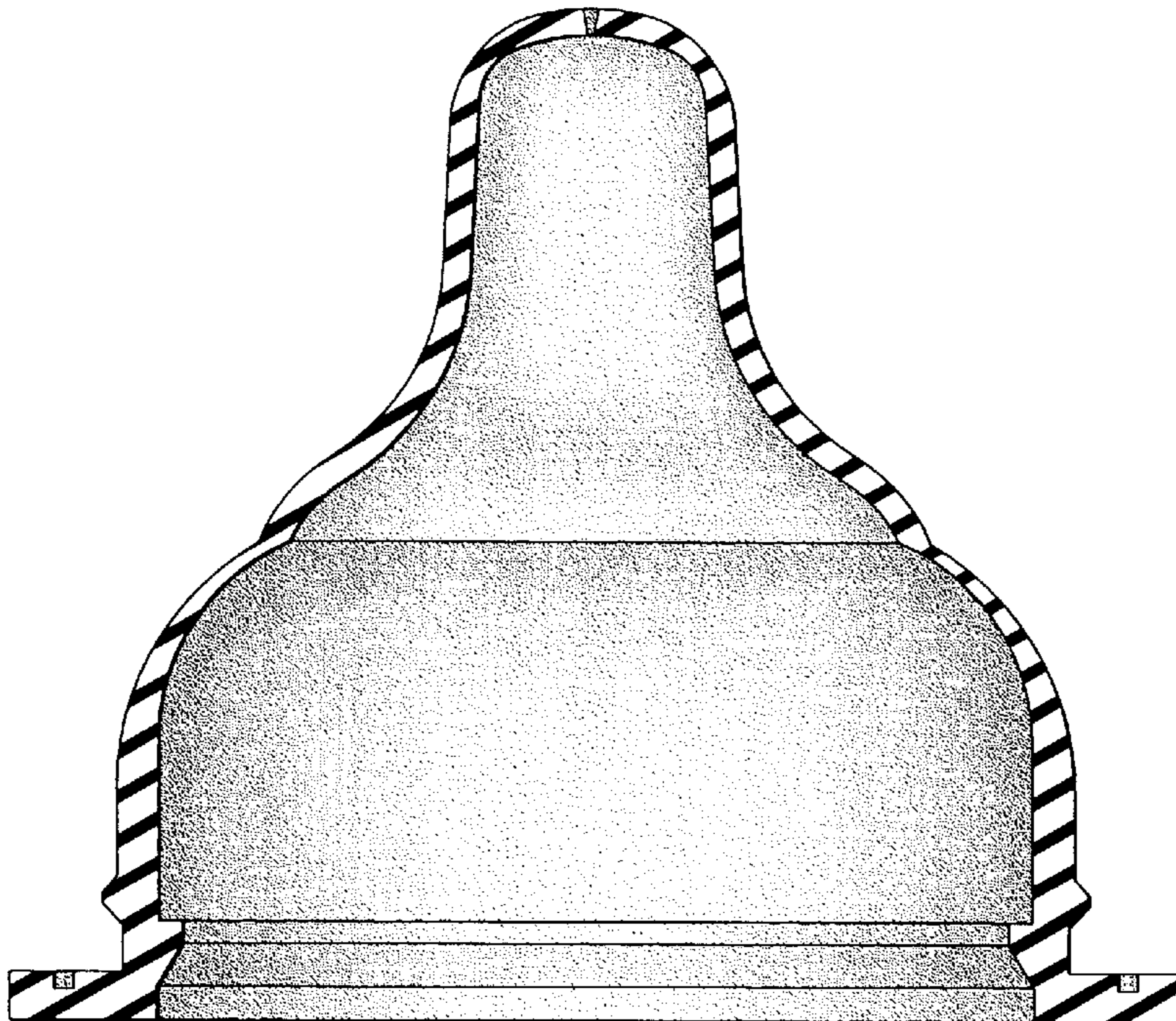


FIG. 5