



US00D464998S

(12) **United States Design Patent**  
**Brookins**

(10) **Patent No.:** **US D464,998 S**

(45) **Date of Patent:** **\*\* Oct. 29, 2002**

(54) **SLOT MACHINE CARD HOLDER**

5,590,880 A \* 1/1997 Flam ..... 273/150

6,009,048 A \* 12/1999 Raesz ..... D21/370

6,076,296 A \* 6/2000 Schaeffer ..... 40/649

(75) Inventor: **Douglas Brookins**, Pittsgrove, NJ (US)

(73) Assignee: **Specialty House of Creation, Inc.**,  
Pittsgrove, NJ (US)

\* cited by examiner

(\*\*) Term: **14 Years**

*Primary Examiner*—Sandra L. Morris

(74) *Attorney, Agent, or Firm*—Marvin C. Gaer

(21) Appl. No.: **29/160,468**

(57) **CLAIM**

(22) Filed: **May 10, 2002**

The ornamental design for a slot machine card holder, as shown and described.

(51) **LOC (7) Cl.** ..... **21-03**

**DESCRIPTION**

(52) **U.S. Cl.** ..... **D21/370; D21/394**

(58) **Field of Search** ..... D21/369, 370,  
D21/374, 375, 385, 392, 394, 396; 273/148 A,  
150; 463/17, 20, 46, 47; D3/234, 274

FIG. 1 is a front elevation view of the slot machine card holder showing my new design.

FIG. 2 is a rear elevation view thereof;

FIG. 3 is a right side elevation view thereof;

FIG. 4 is a left side elevation view thereof;

FIG. 5 is a top plan view thereof; and,

FIG. 6 is a bottom end view thereof.


(56) **References Cited**

**U.S. PATENT DOCUMENTS**

D361,516 S \* 8/1995 Peersmann ..... D10/6

5,560,603 A \* 10/1996 Seelig et al. .... 463/20

**1 Claim, 3 Drawing Sheets**






FIG. 1




FIG. 2




FIG. 3




FIG. 4




FIG. 5

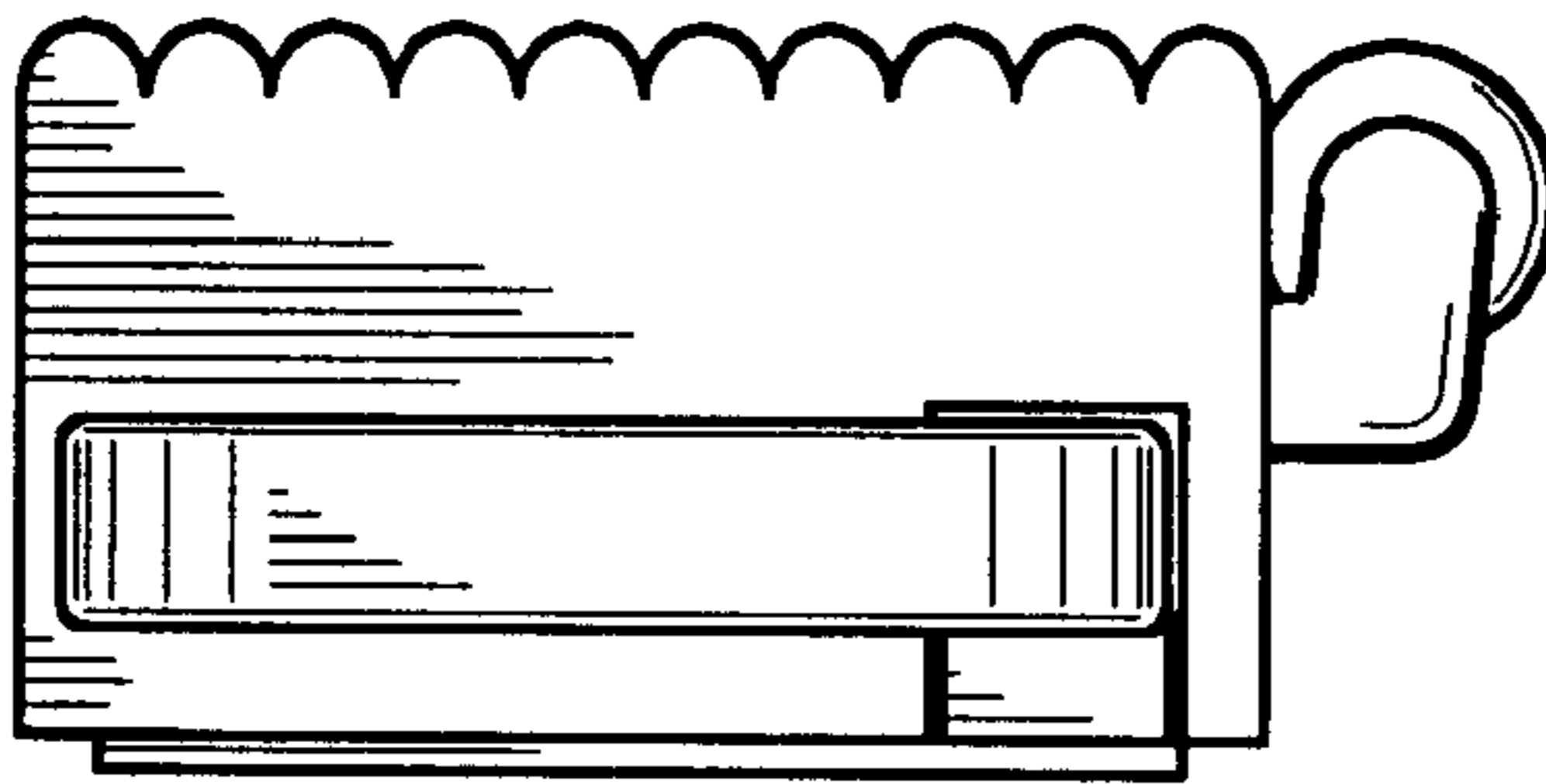


FIG. 6