



US00D464995S

(12) **United States Design Patent**
Griffin et al.

(10) **Patent No.:** **US D464,995 S**

(45) **Date of Patent:** **** Oct. 29, 2002**

(54) **HAND-HELD ELECTRONIC DEVICE**

(75) **Inventors:** **Jason T. Griffin, Waterloo (CA); Mihal Lazaridis, Waterloo (CA)**

(73) **Assignee:** **Research In Motion Limited, Waterloo (CA)**

(**) **Term:** **14 Years**

(21) **Appl. No.:** **29/132,208**

(22) **Filed:** **Nov. 3, 2000**

(51) **LOC (7) Cl. 21-01**

(52) **U.S. Cl. D21/329**

(58) **Field of Search D21/324, 329, D21/331, 333; 273/148 B; 463/1, 29-35, 46, 47**

(56) **References Cited**

U.S. PATENT DOCUMENTS

- 5,184,830 A * 2/1993 Okada et al. 463/29
- 5,217,295 A * 6/1993 Tortola et al. 362/109
- D375,515 S * 11/1996 Takeda et al. D21/329

D399,537 S * 10/1998 Chi et al. D21/329

D403,362 S * 12/1998 Fai D21/329

5,893,798 A * 4/1999 Stambolic et al. 463/46

* cited by examiner

Primary Examiner—Prabhakar Deshmukh

(74) *Attorney, Agent, or Firm*—Jones, Day, Reavis & Pogue; Charles B. Meyer, Esq.; Krishna K. Pathiyal, Esq.

(57) **CLAIM**

We claim the ornamental design for a hand-held electronic device, as shown and described.

DESCRIPTION

FIG. 1 is a front perspective view of a hand-held electronic device;

FIG. 2 is a rear elevational view thereof;

FIG. 3 is a left elevational view thereof;


FIG. 4 is a right elevational view thereof;

FIG. 5 is a top plan view thereof;

FIG. 6 is a bottom plan view thereof; and,

FIG. 7 is a front elevational view thereof.

1 Claim, 3 Drawing Sheets






FIG. 1

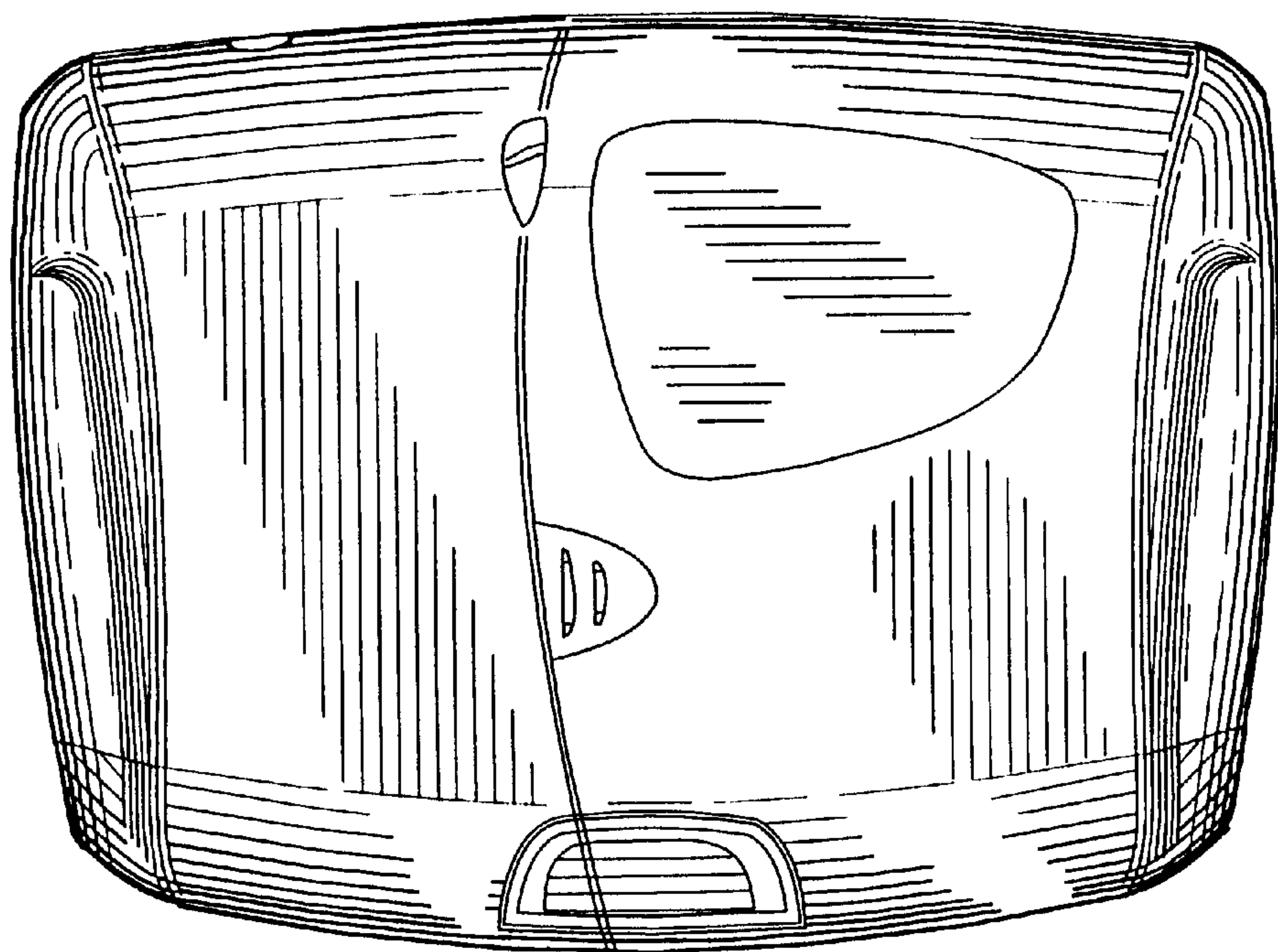


FIG. 2




FIG.3




FIG.4




FIG. 5

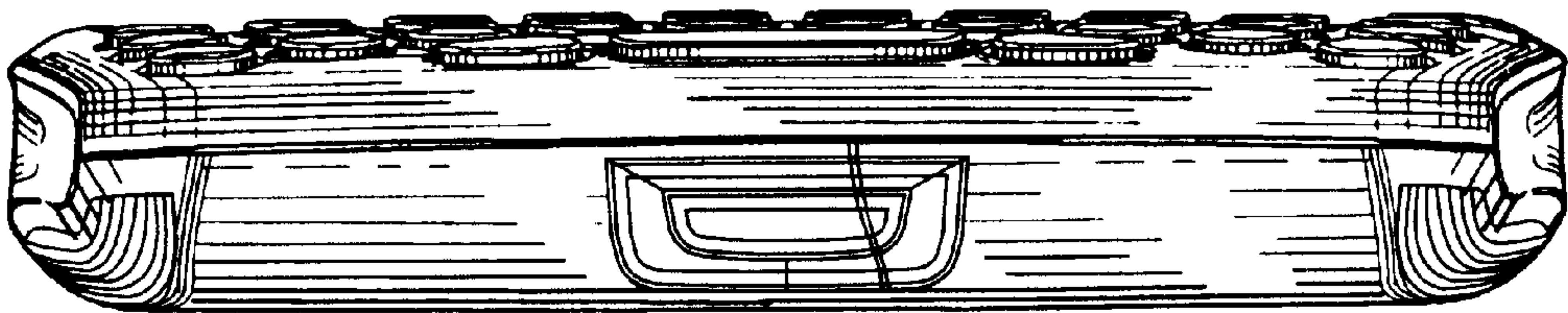


FIG. 6

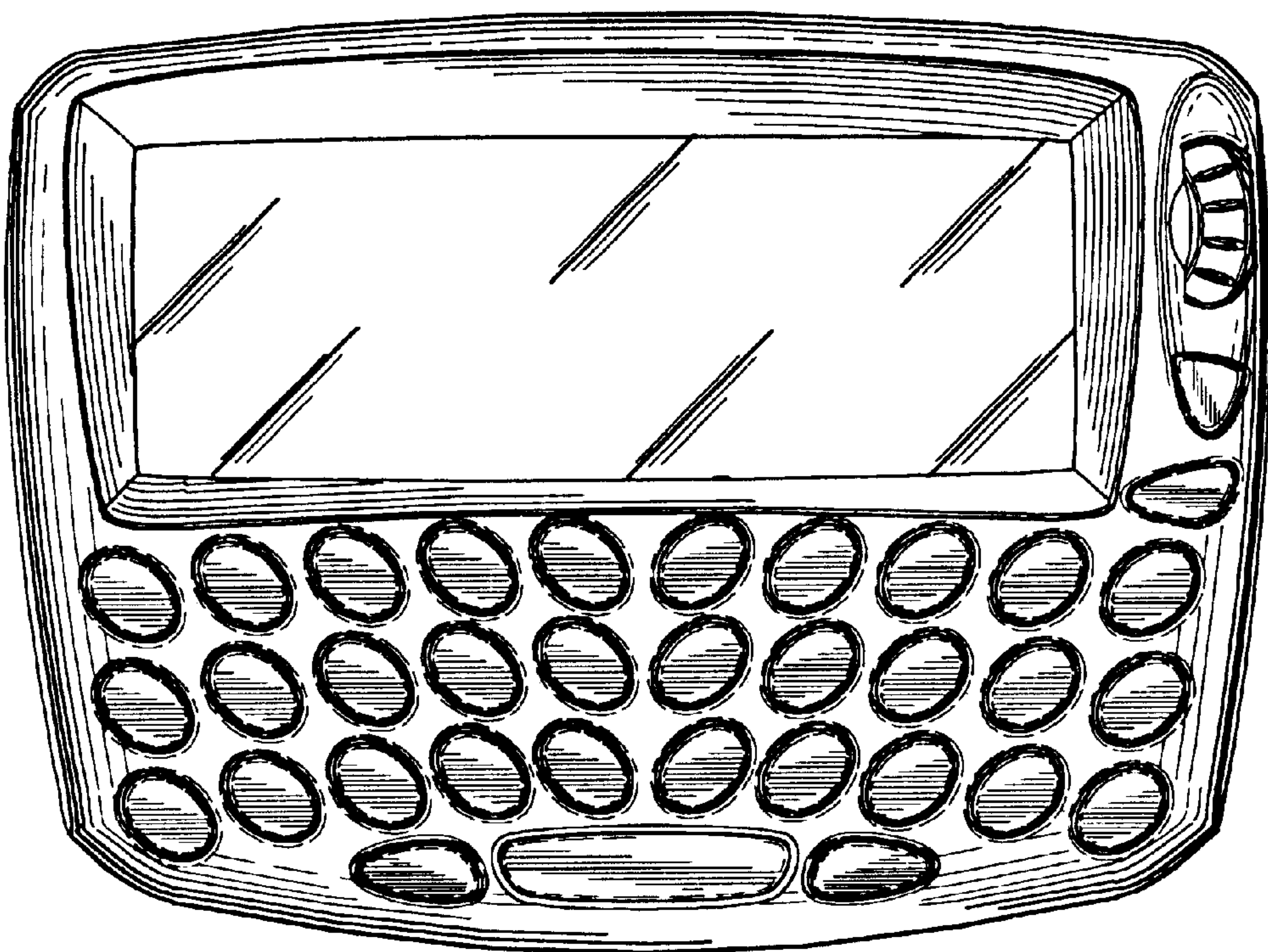


FIG. 7