



US00D464992S

(12) **United States Design Patent**  
**Sugrue et al.**

(10) **Patent No.:** **US D464,992 S**

(45) **Date of Patent:** **\*\* Oct. 29, 2002**

(54) **MAILING MACHINE**

(75) Inventors: **Joseph B. Sugrue**, Fairfield, CT (US);  
**David W. Beckstrom**, Milford, CT (US)

(73) Assignee: **Pitney Bowes Inc.**, Stamford, CT (US)

(\*\*) Term: **14 Years**

(21) Appl. No.: **29/157,119**

(22) Filed: **Mar. 12, 2002**

(51) **LOC (7) Cl.** ..... **18-02**

(52) **U.S. Cl.** ..... **D18/51**

(58) **Field of Search** ..... D18/50, 51, 52,  
D18/54, 56; 101/35, 45, 69, 91, 92, 93.12,  
93.04, 93.07, 288; 345/335, 333; 346/24,  
136; 400/235.1, 606, 621; 705/401-411;  
235/101; 382/101, 102; 271/2, 9.02; 347/214,  
217

(56) **References Cited**

**U.S. PATENT DOCUMENTS**

D263,152 S \* 2/1982 Bergerioux ..... D18/51

4,724,759 A \* 2/1988 Gilham et al. .... 101/91  
5,392,703 A \* 2/1995 Makarchuk et al. .... 101/92  
D414,798 S \* 10/1999 Brooks et al. .... D18/51  
6,266,055 B1 \* 7/2001 Mozdzer et al. .... 345/333  
6,297,821 B1 \* 10/2001 Baker et al. .... 345/335  
6,309,119 B1 \* 10/2001 Buckley et al. .... 400/621

\* cited by examiner

*Primary Examiner*—Martie K. Holtje

(74) *Attorney, Agent, or Firm*—Brian A. Lemm; Angelo N. Chacras; Charles R. Malandra, Jr.


(57) **CLAIM**

The ornamental design for a mailing machine, as shown and described.

**DESCRIPTION**

FIG. 1 is a top, front and left side perspective view of a mailing machine according to the present invention; FIG. 2 is a top plan view thereof; FIG. 3 is a right side view thereof; FIG. 4 is a left side view thereof; FIG. 5 is a front view thereof; and, FIG. 6 is a rear view thereof.

**1 Claim, 6 Drawing Sheets**



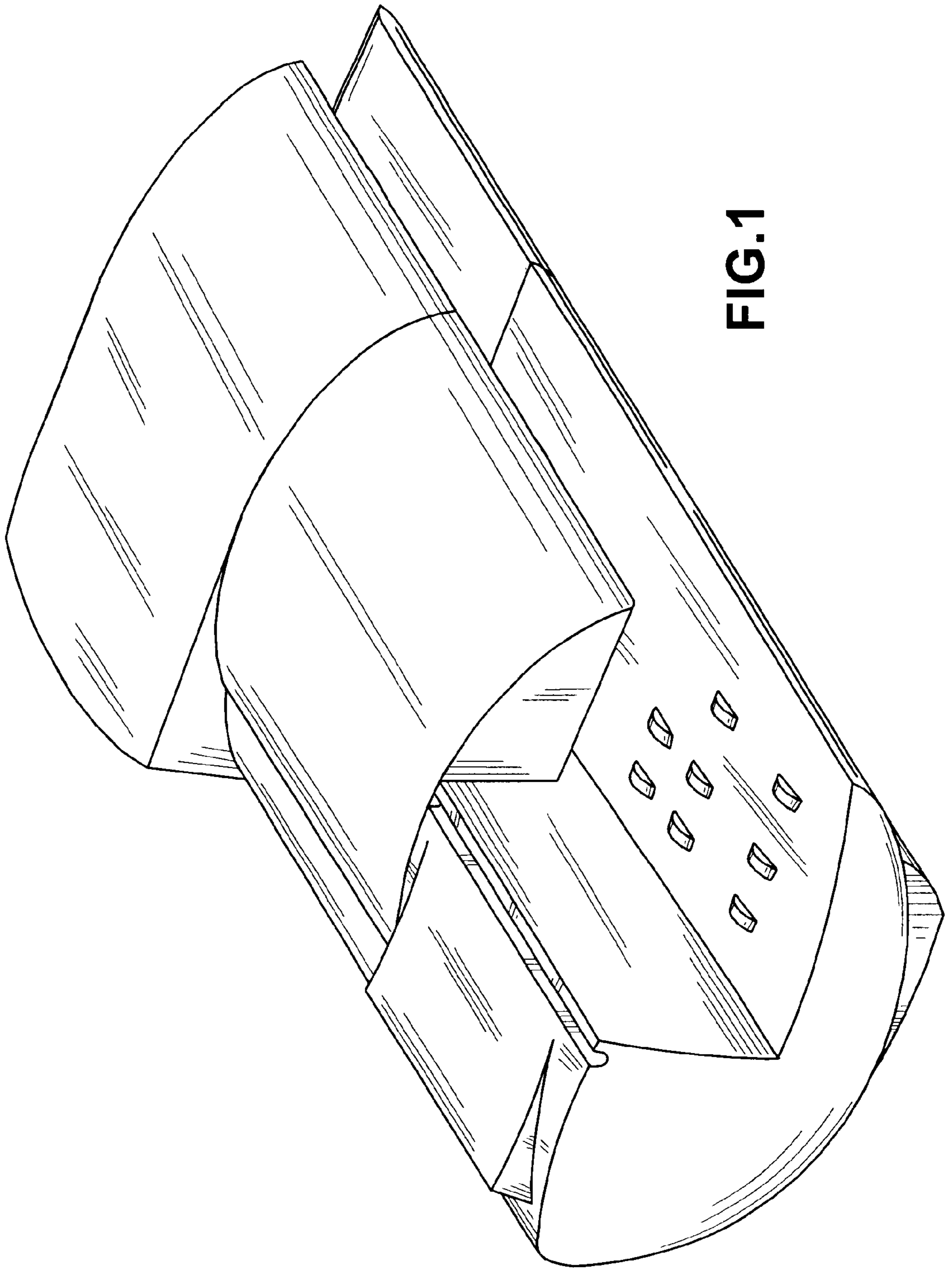


FIG.1

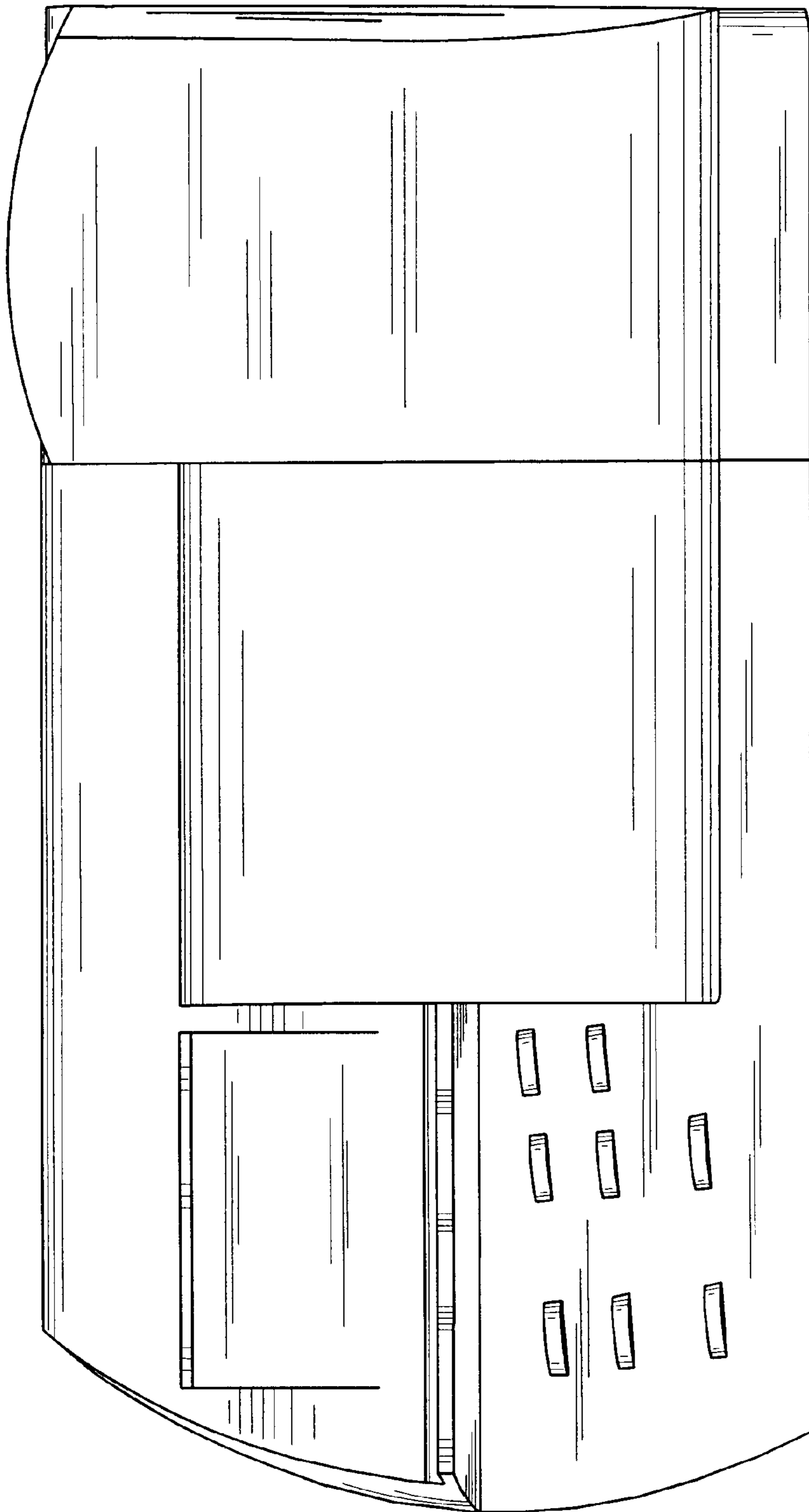
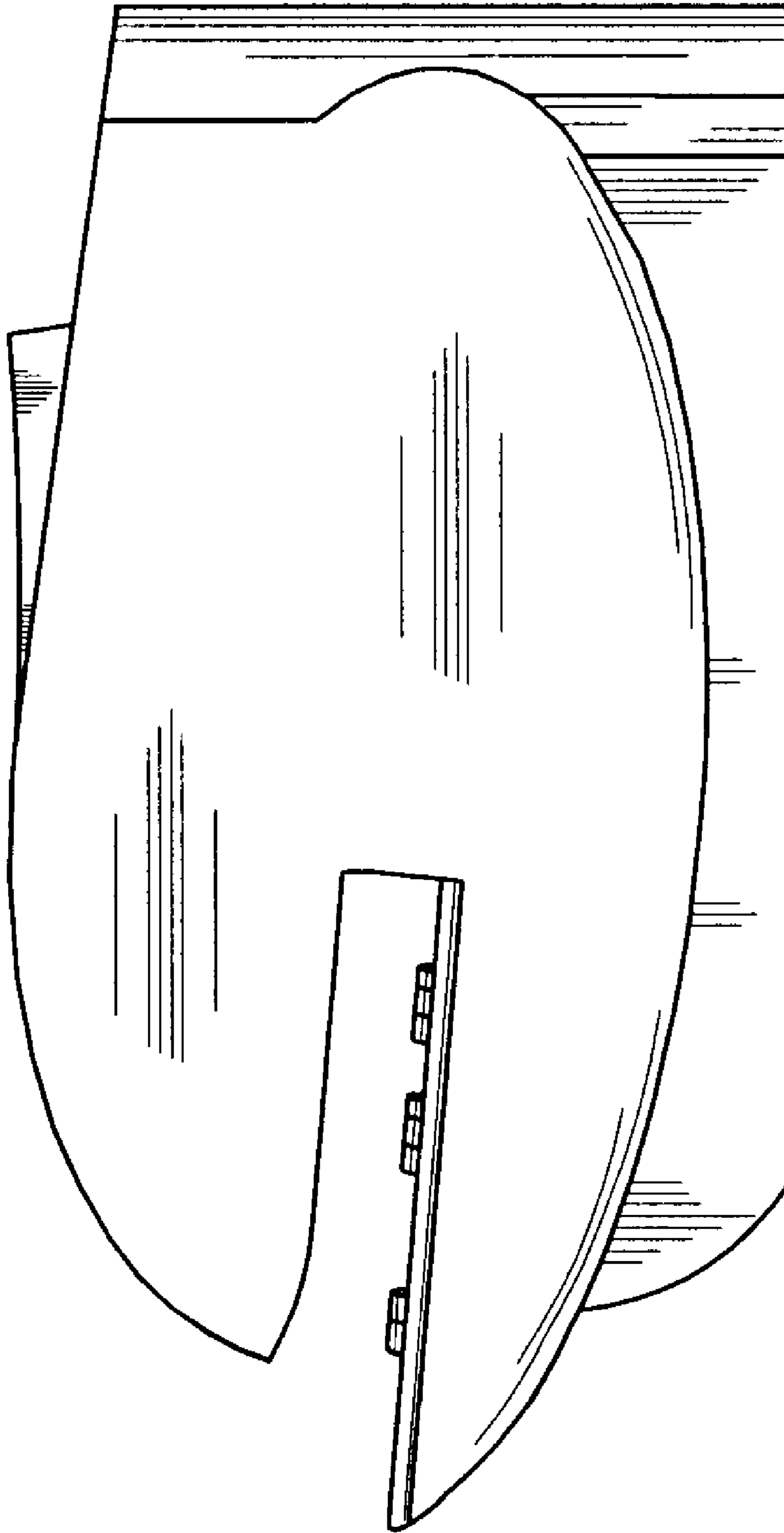
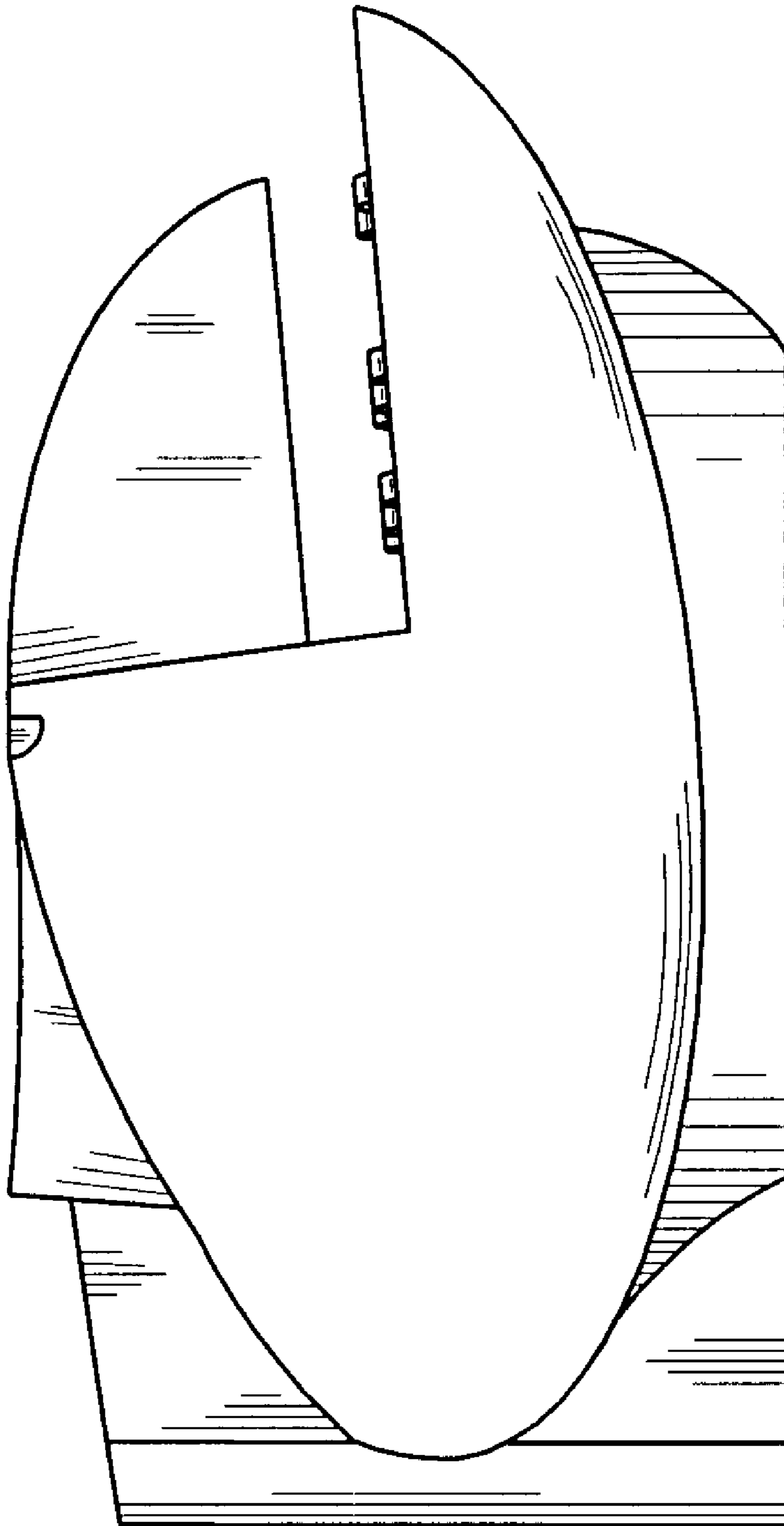


FIG.2



**FIG. 3**



**FIG.4**




FIG. 5

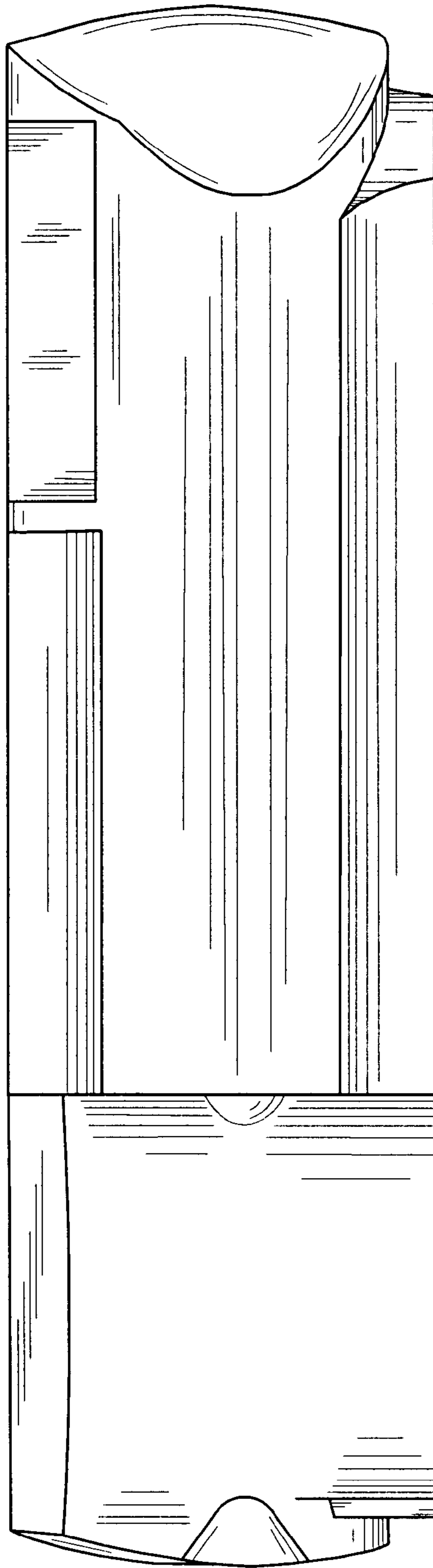


FIG.6