



US00D464988S

(12) **United States Design Patent**
Edwards et al.

(10) **Patent No.:** **US D464,988 S**

(45) **Date of Patent:** **** Oct. 29, 2002**

(54) **PERCUSSION PRACTICE PAD**
(75) Inventors: **Jason S. Edwards**, Uniontown, OH
(US); **David A. Dickerhoof**, North
Canton, OH (US)

(73) Assignee: **Prologix Percussion**, Uniontown, OH
(US)

(**) Term: **14 Years**

(21) Appl. No.: **29/150,981**
(22) Filed: **Oct. 23, 2001**

(51) **LOC (7) Cl.** **17-04**
(52) **U.S. Cl.** **D17/22**
(58) **Field of Search** D17/22, 99; D21/405;
84/411 R, 411 P, 723-733, DIG. 12, DIG. 24

(56) **References Cited**

U.S. PATENT DOCUMENTS

3,113,480 A * 12/1963 Giarratano 84/411 R
D244,717 S * 6/1977 Schneider et al. D17/22
4,418,598 A * 12/1983 Klynas 84/DIG. 12

D316,422 S * 4/1991 Mine D17/22
D320,035 S * 9/1991 Magruder D17/22
D328,915 S * 8/1992 Sato D17/22
D359,978 S * 7/1995 Eagle D17/22
D401,612 S * 11/1998 Takei D17/22

* cited by examiner

Primary Examiner—Adir Aronovich

(74) *Attorney, Agent, or Firm*—Renner, Kenner, Greive,
Bobak, Taylor & Weber

(57) **CLAIM**

The ornamental design for a percussion practice pad, as
shown and described.

DESCRIPTION

FIG. 1 is a top plan view of a percussion practice pad
showing our new design;
FIG. 2 is a front edge view taken from a drummer vantage;
FIG. 3 is a rear edge opposite of that shown in FIG. 2;
FIG. 4 is a left side edge view thereof; and,
FIG. 5 is a right side edge view thereof.

1 Claim, 1 Drawing Sheet

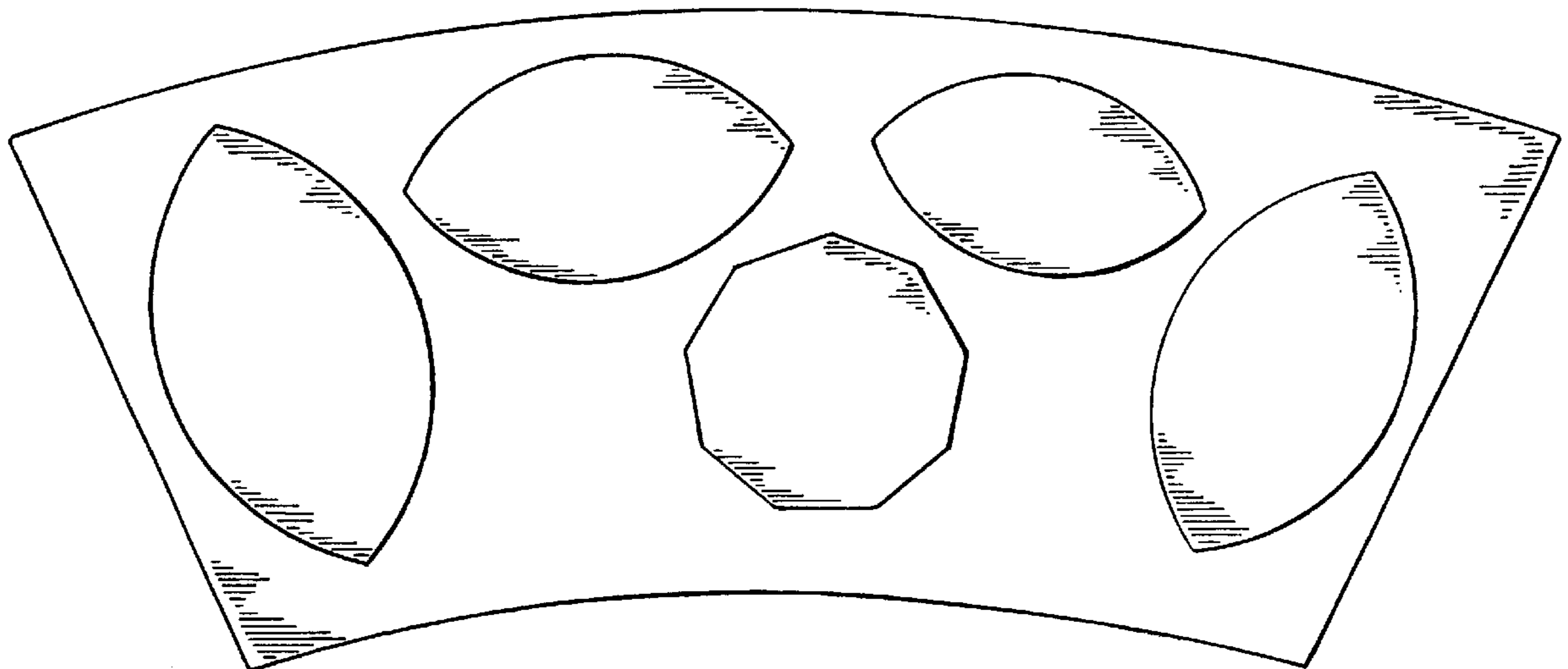




FIG. -3

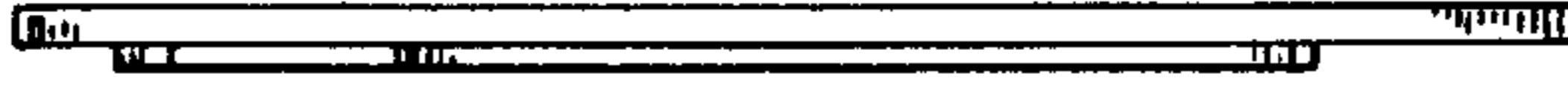


FIG. -5

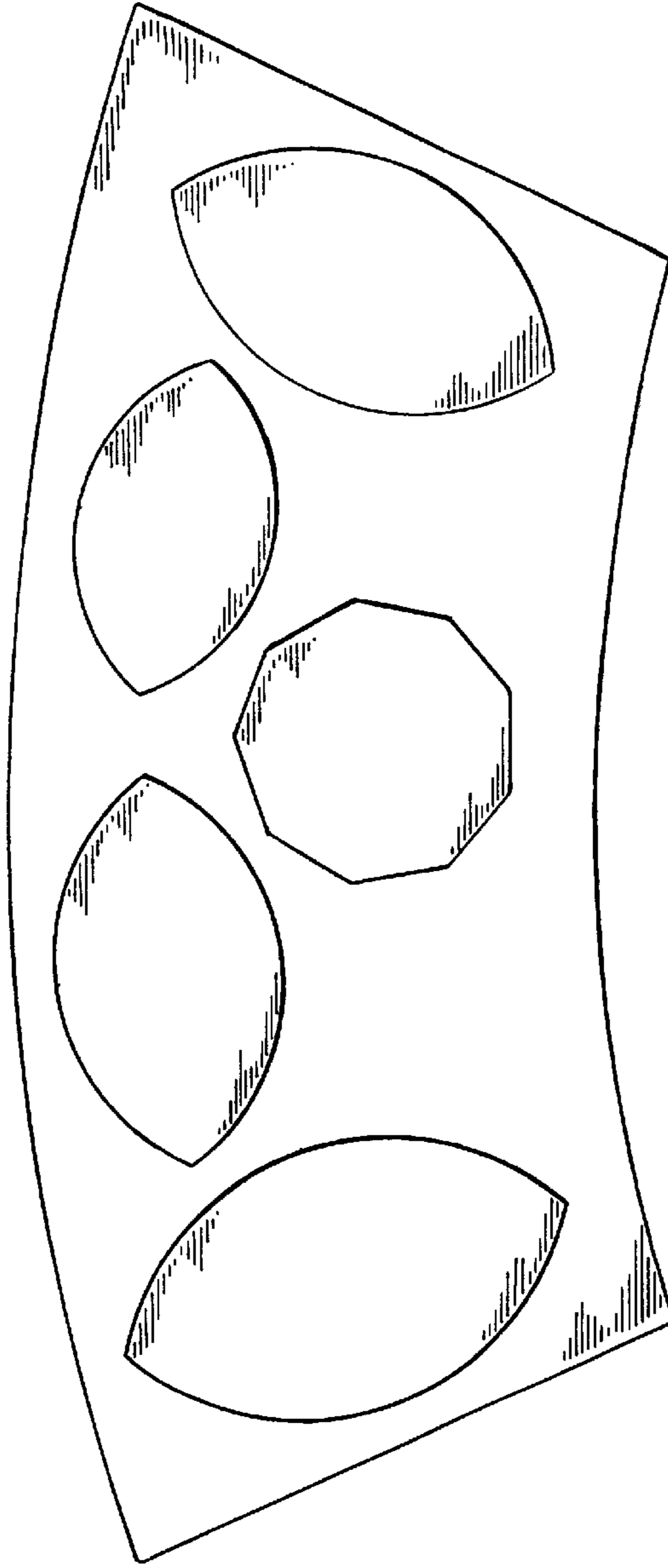


FIG. -1

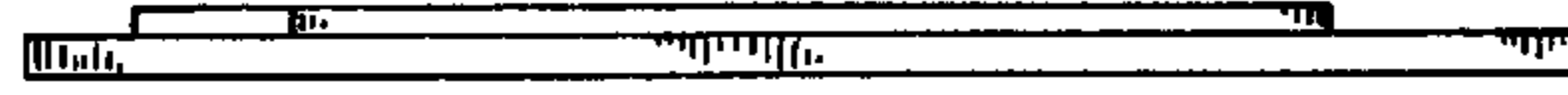


FIG. -4



FIG. -2