



US00D464977S

(12) **United States Design Patent**  
**Futterrer**

(10) **Patent No.:** **US D464,977 S**

(45) **Date of Patent:** **\*\* Oct. 29, 2002**

(54) **OIL SUMP PLATE**

D429,735 S \* 8/2000 Versaw, Jr. et al. .... D15/7  
6,189,717 B1 \* 2/2001 Versaw, Jr. et al. .... 220/62.19

(76) Inventor: **Robert A. Futterrer**, 218 Cranberry  
Meadow Rd., Berwick, ME (US) 03901

\* cited by examiner

(\*\*) Term: **14 Years**

*Primary Examiner*—Ralf Seifert  
(74) *Attorney, Agent, or Firm*—Davis & Bujold, P.L.L.C.

(21) Appl. No.: **29/154,551**

(57) **CLAIM**

(22) Filed: **Jan. 24, 2002**

I claim the ornamental design for an oil sump plate, as shown.

(51) **LOC (7) Cl.** ..... **15-02**

(52) **U.S. Cl.** ..... **D15/9.1; D15/7**

(58) **Field of Search** ..... D15/7-9.1; 220/62.19,  
220/62.22, 565, 602, 672, 795, 254, 4.12,  
400; D23/206

**DESCRIPTION**

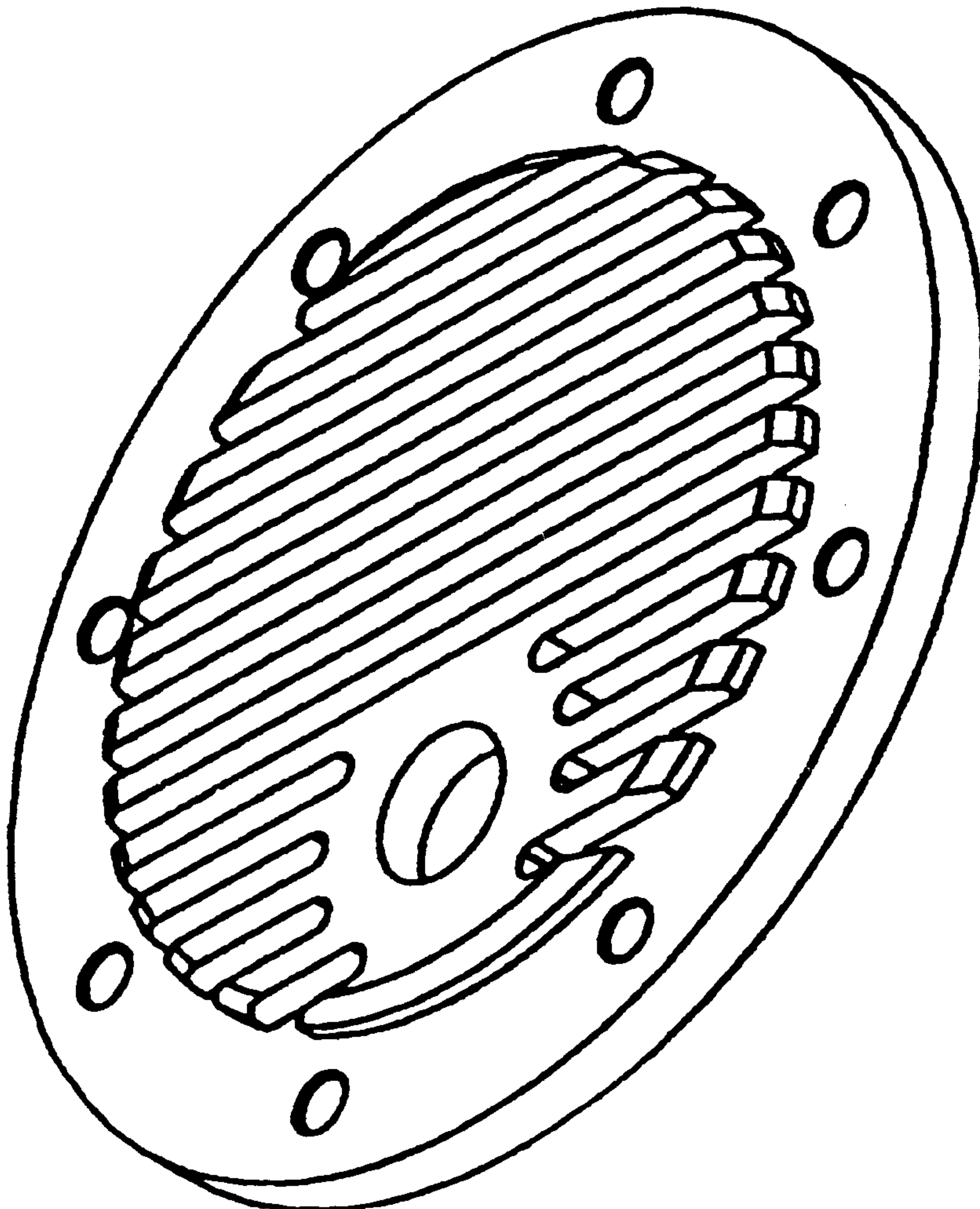
FIG. 1 is a top plan view of the oil sump plate embodying my new design;  
FIG. 2 is a front elevational view thereof;  
FIG. 3 is a left side elevational view thereof;  
FIG. 4 is a right side elevational view thereof;  
FIG. 5 is a rear elevational view thereof;  
FIG. 6 is a bottom plan view thereof; and,  
FIG. 7 is a top, front, left perspective view thereof.

(56) **References Cited**

**U.S. PATENT DOCUMENTS**

D322,970 S \* 1/1992 Webb ..... D15/9.1  
D375,961 S \* 11/1996 Kotlarek et al. .... D15/7  
D383,763 S \* 9/1997 Youngs ..... D15/7  
D404,742 S \* 1/1999 Versaw, Jr. et al. .... D15/7

**1 Claim, 2 Drawing Sheets**






FIG. 5

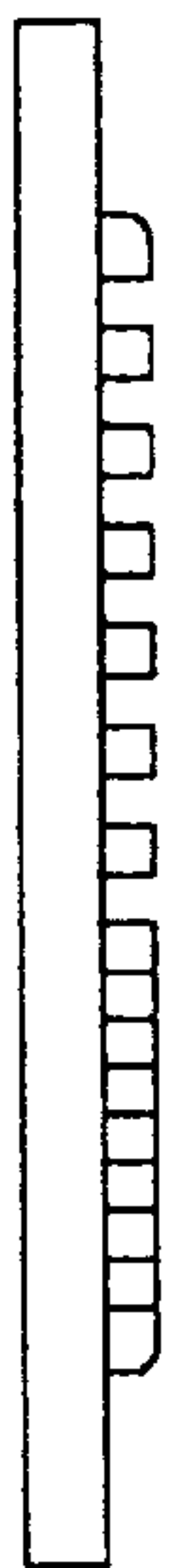


FIG. 3

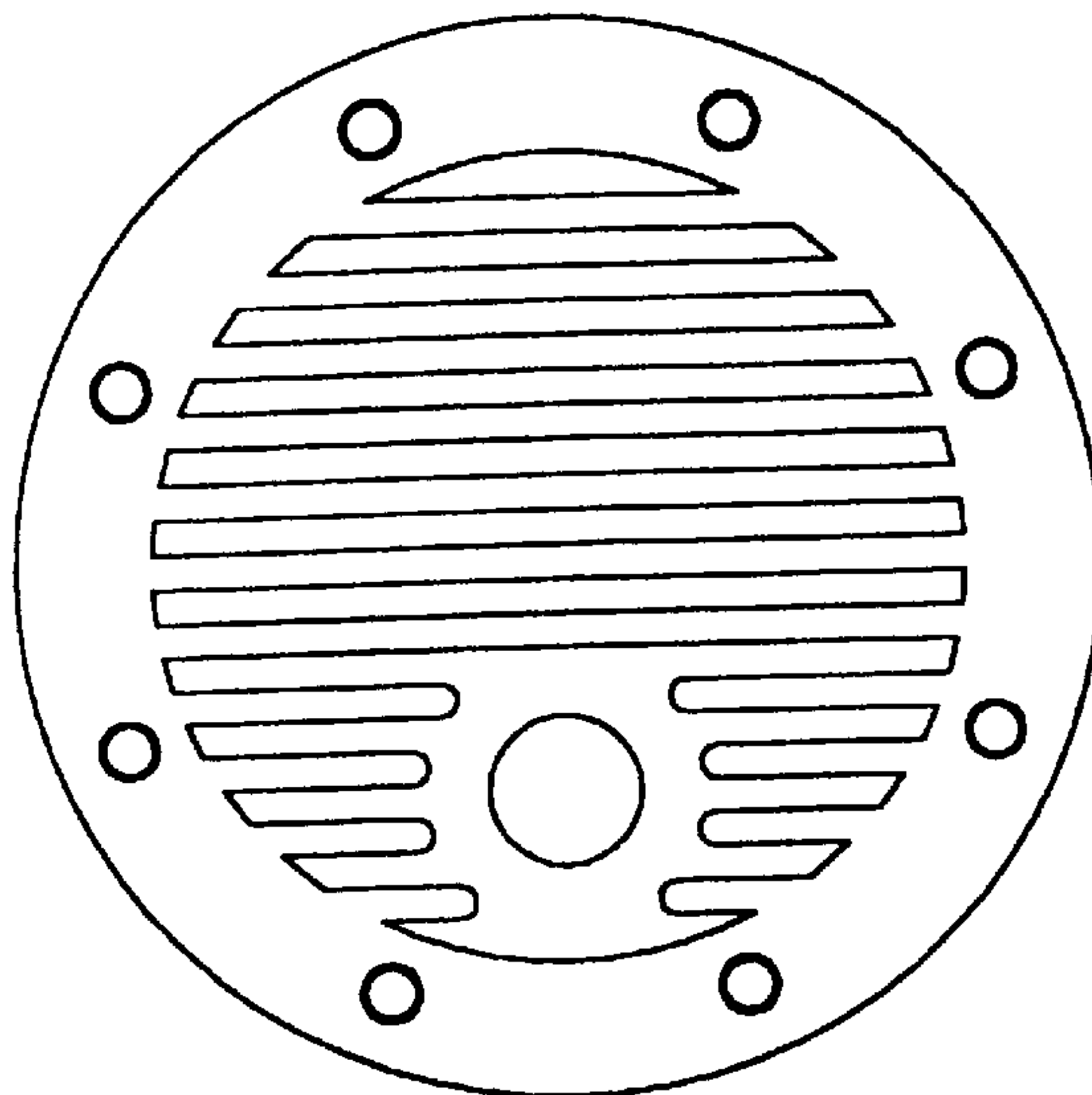


FIG. 1



FIG. 4




FIG. 2

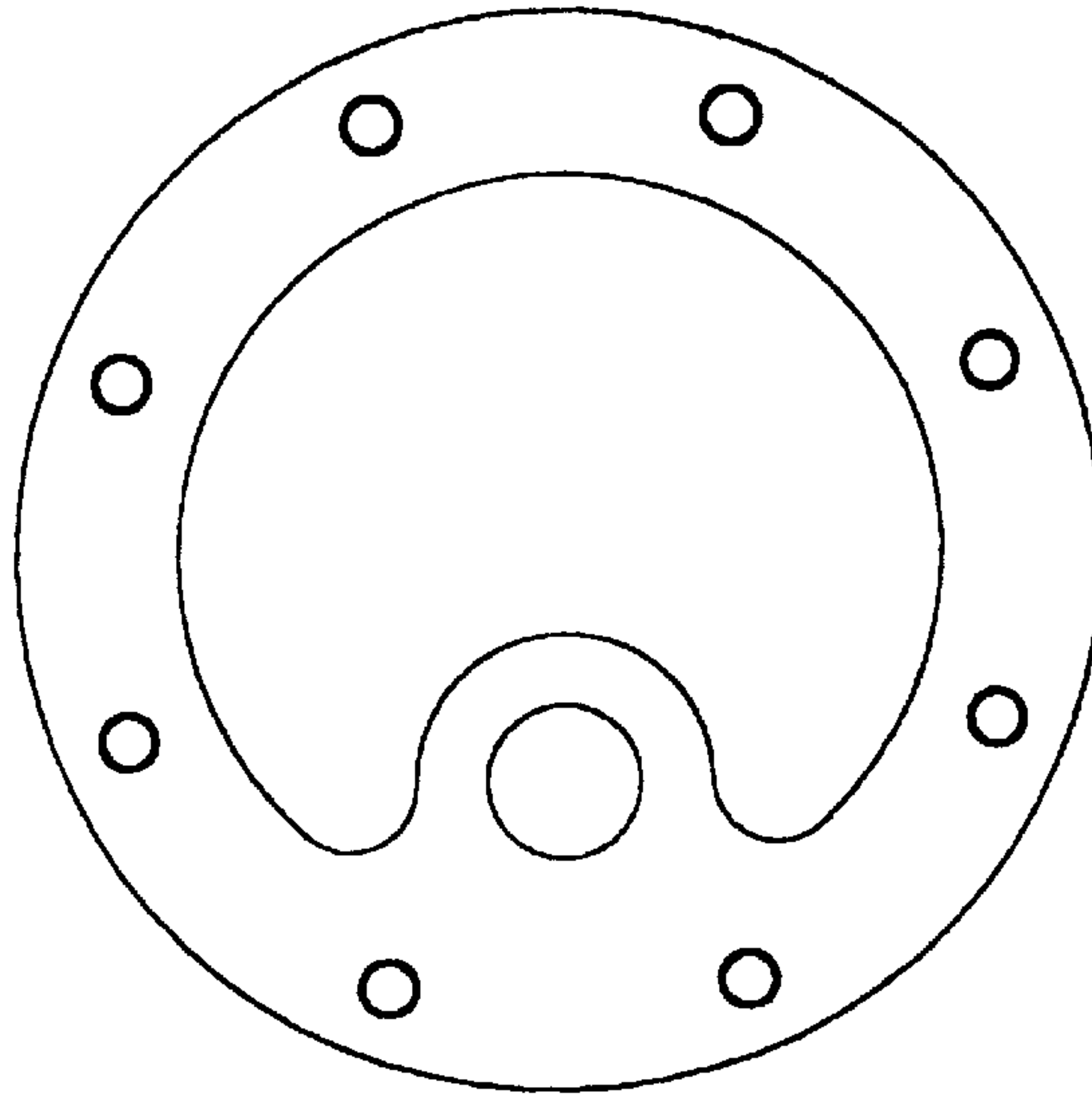


FIG. 6

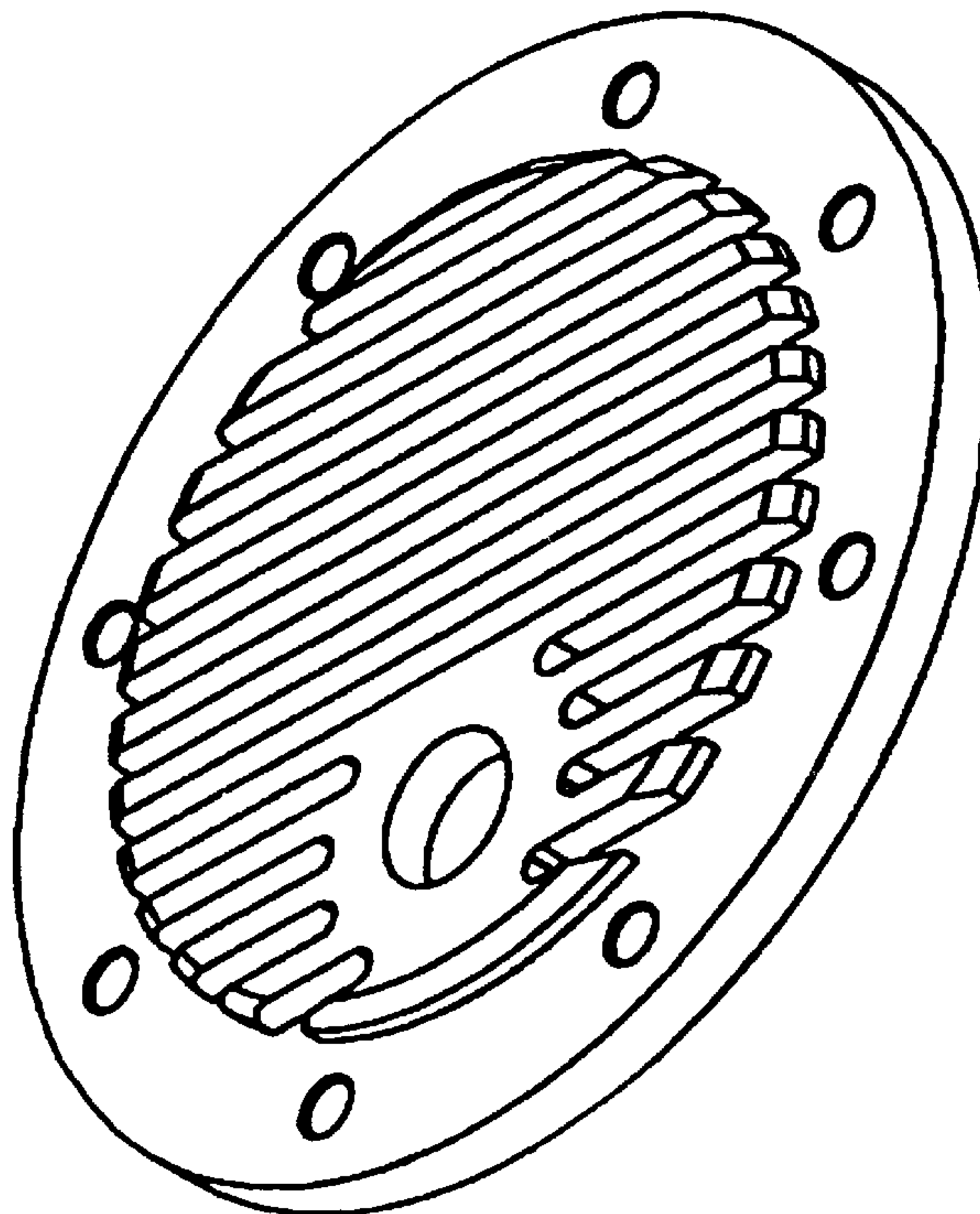


FIG. 7