



US00D464966S

(12) **United States Design Patent**
Yeh

(10) **Patent No.:** **US D464,966 S**

(45) **Date of Patent:** **** Oct. 29, 2002**

(54) **HARD DISC MOBILE RACK**

(75) Inventor: **Shophie Yeh**, Taipei Hsien (TW)

(73) Assignee: **Procomp Informatics Ltd.**, Taipei (TW)

(**) Term: **14 Years**

(21) Appl. No.: **29/147,012**

(22) Filed: **Aug. 22, 2001**

(51) **LOC (7) Cl.** **14-02**

(52) **U.S. Cl.** **D14/367**

(58) **Field of Search** D14/356, 367,
D14/432, 433, 435; D13/162, 184, 199;
312/223.1-223.3; 360/99.01-99.12, 69;
361/690-696, 685; 439/157, 377

(56) **References Cited**

U.S. PATENT DOCUMENTS

- D330,198 S * 10/1992 Lajara et al. D14/435
- D333,464 S * 2/1993 Yoshida D14/435
- 5,253,129 A * 10/1993 Blackborow et al. 360/69
- 5,277,615 A * 1/1994 Hastings et al. 439/377
- D358,141 S * 5/1995 Pecone et al. D14/367

- 5,435,737 A * 7/1995 Haga et al. 439/157
- D364,398 S * 11/1995 Lam D14/433
- D383,736 S * 9/1997 Corrington et al. D14/367
- D392,630 S * 3/1998 Fussell D14/433
- 6,272,011 B1 * 8/2001 Chen 361/685

* cited by examiner

Primary Examiner—Freda Nunn

(74) *Attorney, Agent, or Firm*—Raymond Y. Chan; David and Raymond Patent Group

(57) **CLAIM**

The ornamental design for a hard disc mobile rack, as shown and described.

DESCRIPTION

FIG. 1 is a front right perspective view of a hard disc mobile rack showing my new design;
 FIG. 2 is a front perspective view thereof;
 FIG. 3 is a rear perspective view thereof;
 FIG. 4 is a left side elevation view thereof;
 FIG. 5 is a right side elevation view thereof;
 FIG. 6 is a top plan view thereof; and,
 FIG. 7 is a separate plan view thereof.

1 Claim, 7 Drawing Sheets





FIG. 1




FIG. 2




FIG. 3




FIG. 4




FIG. 5




FIG. 6

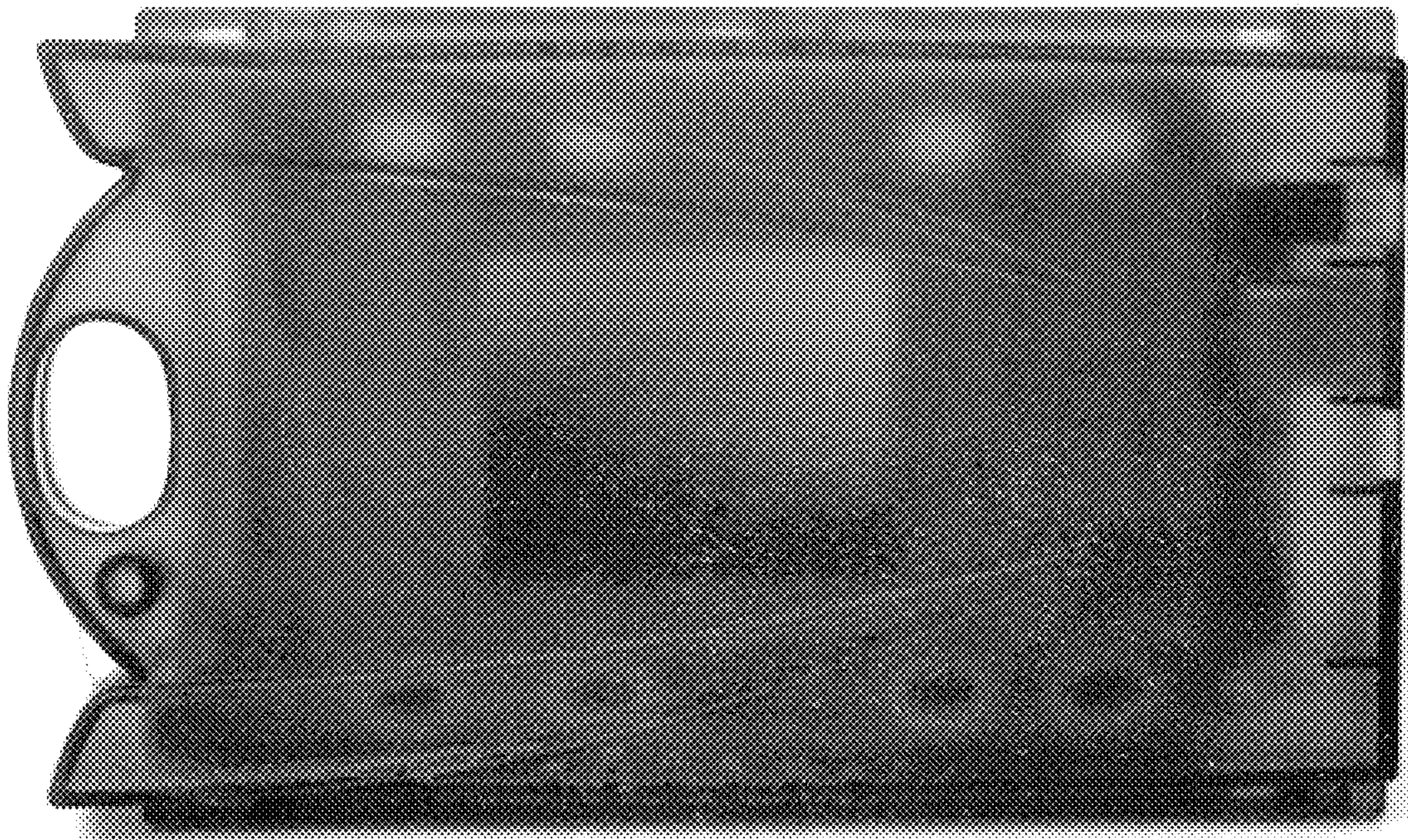


FIG. 7