



US00D464959S

(12) **United States Design Patent**
Do et al.

(10) **Patent No.:** **US D464,959 S**

(45) **Date of Patent:** **** Oct. 29, 2002**

(54) **COMMUNICATION DEVICE WITH A CABLE CONNECTION**

(75) Inventors: **Cuong D. Do**, Reseda, CA (US); **Nhut T. Ha**, Los Angeles, CA (US)

(73) Assignee: **Consumer Direct Link, Inc.**, Irvine, CA (US)

(**) Term: **14 Years**

(21) Appl. No.: **29/129,029**

(22) Filed: **Sep. 6, 2000**

(51) **LOC (7) Cl.** **14-03**

(52) **U.S. Cl.** **D14/242; D14/356; D14/351; D14/240**

(58) **Field of Search** D14/125, 257, D14/140, 142, 299, 433, 434, 356-358, 435-438, 308, 349, 353, 240, 242, 155, 159, 141, 352, 439; 379/419, 420, 428, 440, 406, 93.01, 93.28; 455/550-575, 90; D13/184; 361/600, 622, 724-728; 375/220-225

(56) **References Cited**

U.S. PATENT DOCUMENTS

D339,115 S	*	9/1993	Eilertsen	D14/242
D346,172 S	*	4/1994	Fields et al.	D14/299
D353,372 S	*	12/1994	Delhaes	D14/149
D365,348 S	*	12/1995	Card et al.	D14/240
D365,808 S	*	1/1996	Alden et al.	D14/432
D366,455 S	*	1/1996	Cheng	D13/147
D384,649 S	*	10/1997	Heberling et al.	D14/352
D389,088 S	*	1/1998	Murphy	D14/351
D396,043 S	*	7/1998	Liao	D14/242
D406,849 S	*	3/1999	Tanaka	D14/242
D409,203 S	*	5/1999	Morimiya	D14/242
D413,310 S	*	8/1999	Renk	D14/308
D413,894 S	*	9/1999	Matthews et al.	D14/240

D414,188 S	*	9/1999	Matthews et al.	D14/240
D415,123 S	*	10/1999	Murphy	D14/311
D425,866 S	*	5/2000	Nagasawa et al.	D13/147
D431,243 S	*	9/2000	Oba	D14/351
D431,557 S	*	10/2000	Lutz, Jr. et al.	D14/242
D432,125 S	*	10/2000	Masuda et al.	D14/349
D437,289 S	*	2/2001	Chase et al.	D13/123
D442,925 S	*	5/2001	Backs et al.	D14/126

* cited by examiner

Primary Examiner—Jeffrey Asch

(74) *Attorney, Agent, or Firm*—Stout, Uxa, Buyan & Mullins, LLP

(57) **CLAIM**

The ornamental design for a communication device with a cable connection, as shown and described.

DESCRIPTION

A portion of the disclosure of this patent document contains material which is subject to copyright protection. The copyright owner has no objection to the facsimile reproduction by anyone of the patent document or the patent disclosure, as it appears in the Patent and Trademark Office patent file or records, but otherwise reserves all copyright rights whatsoever.

FIG. 1 is a perspective view of my design for a communication device with a cable connection.

FIG. 2 is a top view thereof.

FIG. 3 is a left side elevational view thereof.

FIG. 4 is a rear elevational view thereof; the front side is a mirror image.

FIG. 5 is a bottom view thereof; and,

FIG. 6 is a right side elevational view thereof.

The broken line showing of FIG. 1 is for illustrative purposes only and forms no part of the claimed design.

1 Claim, 3 Drawing Sheets

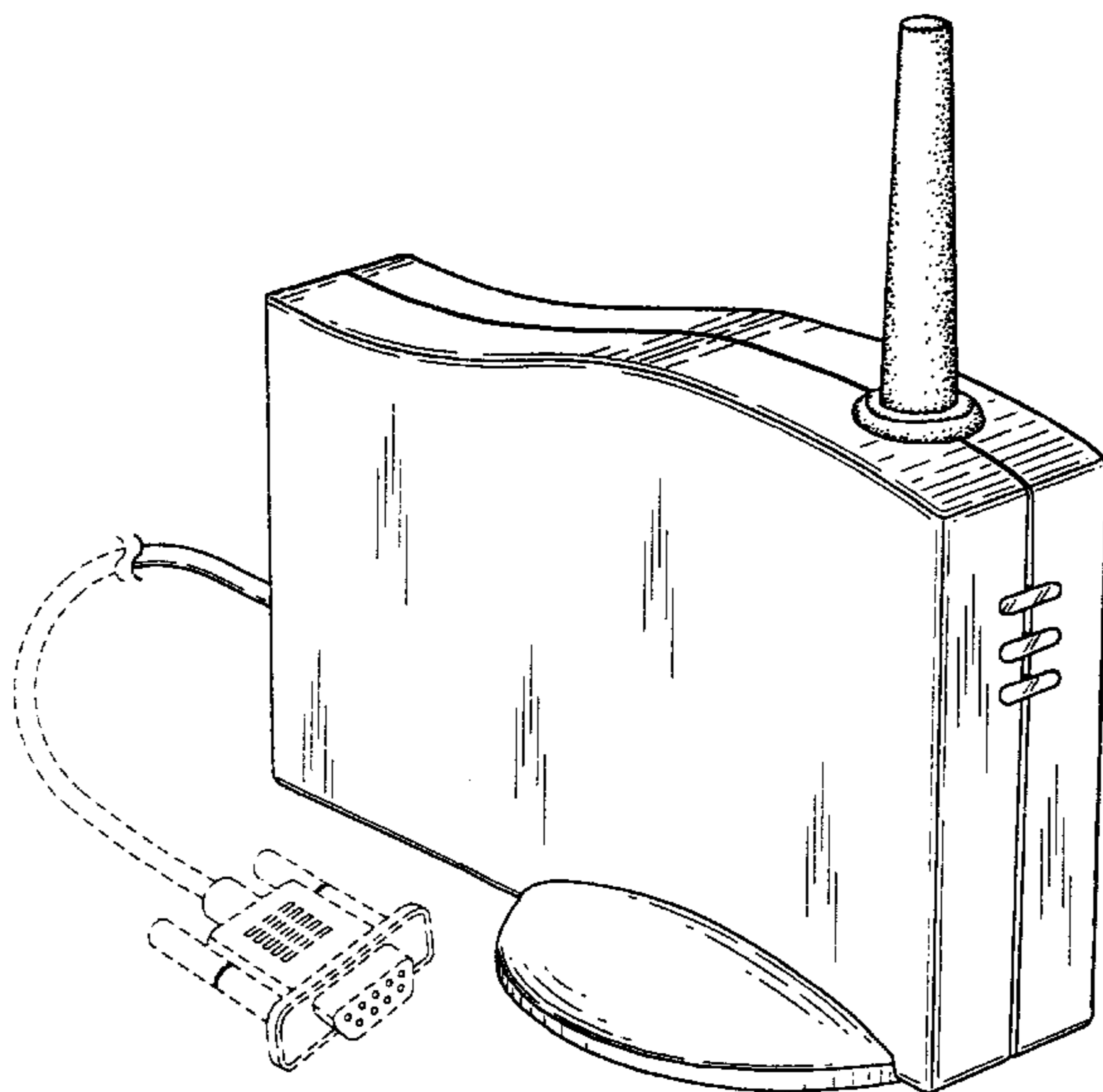


Fig. 1

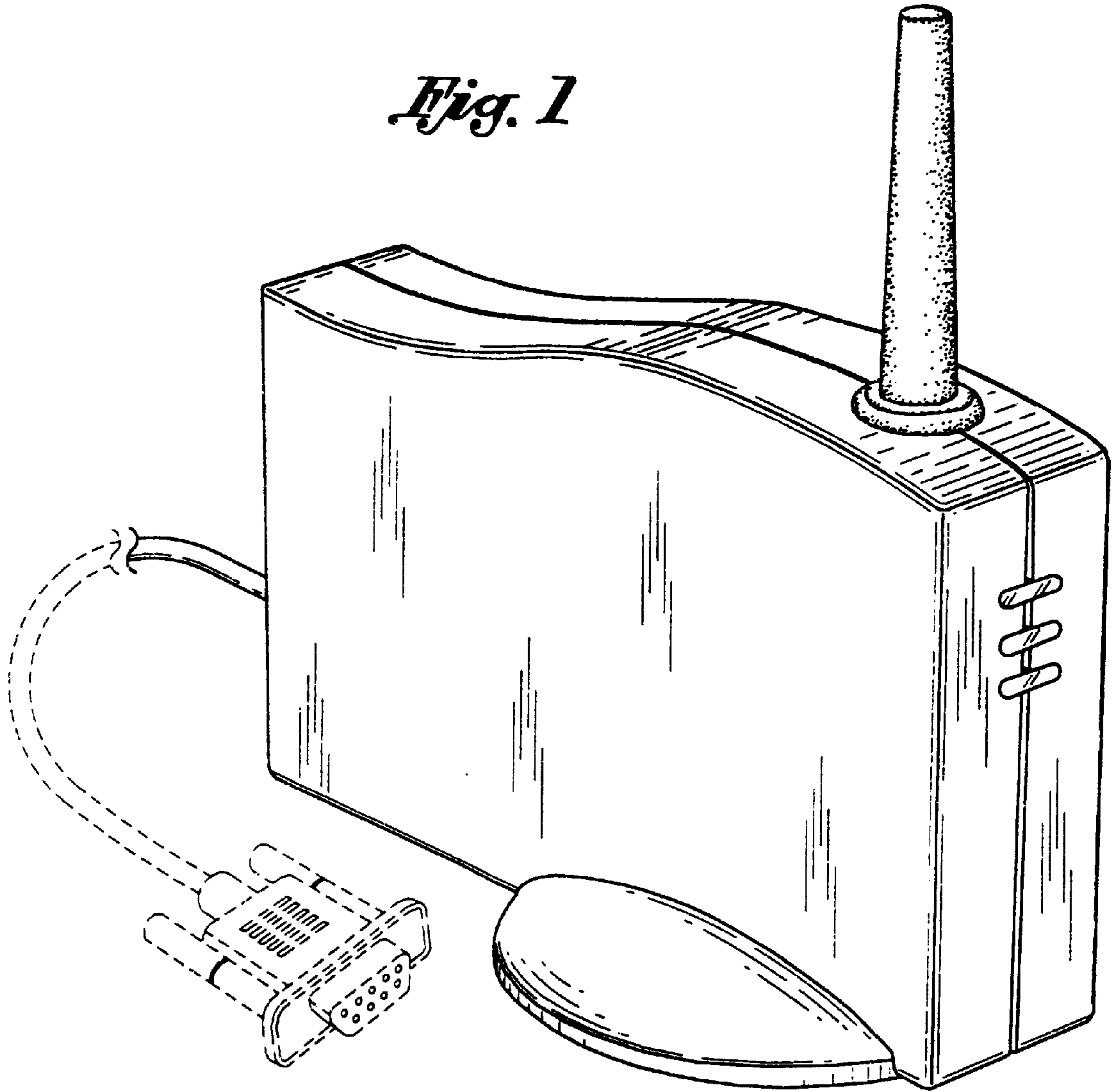


Fig. 2

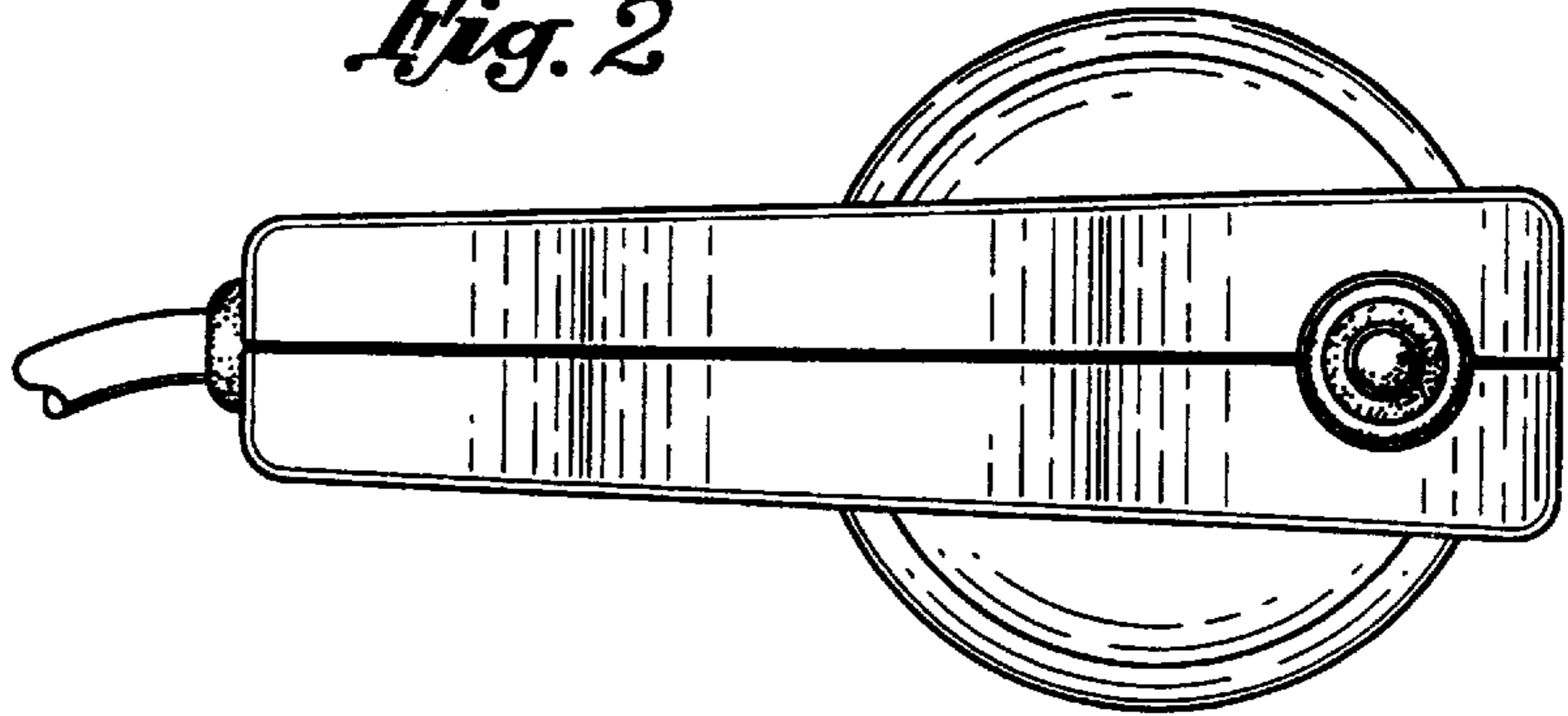


Fig. 3

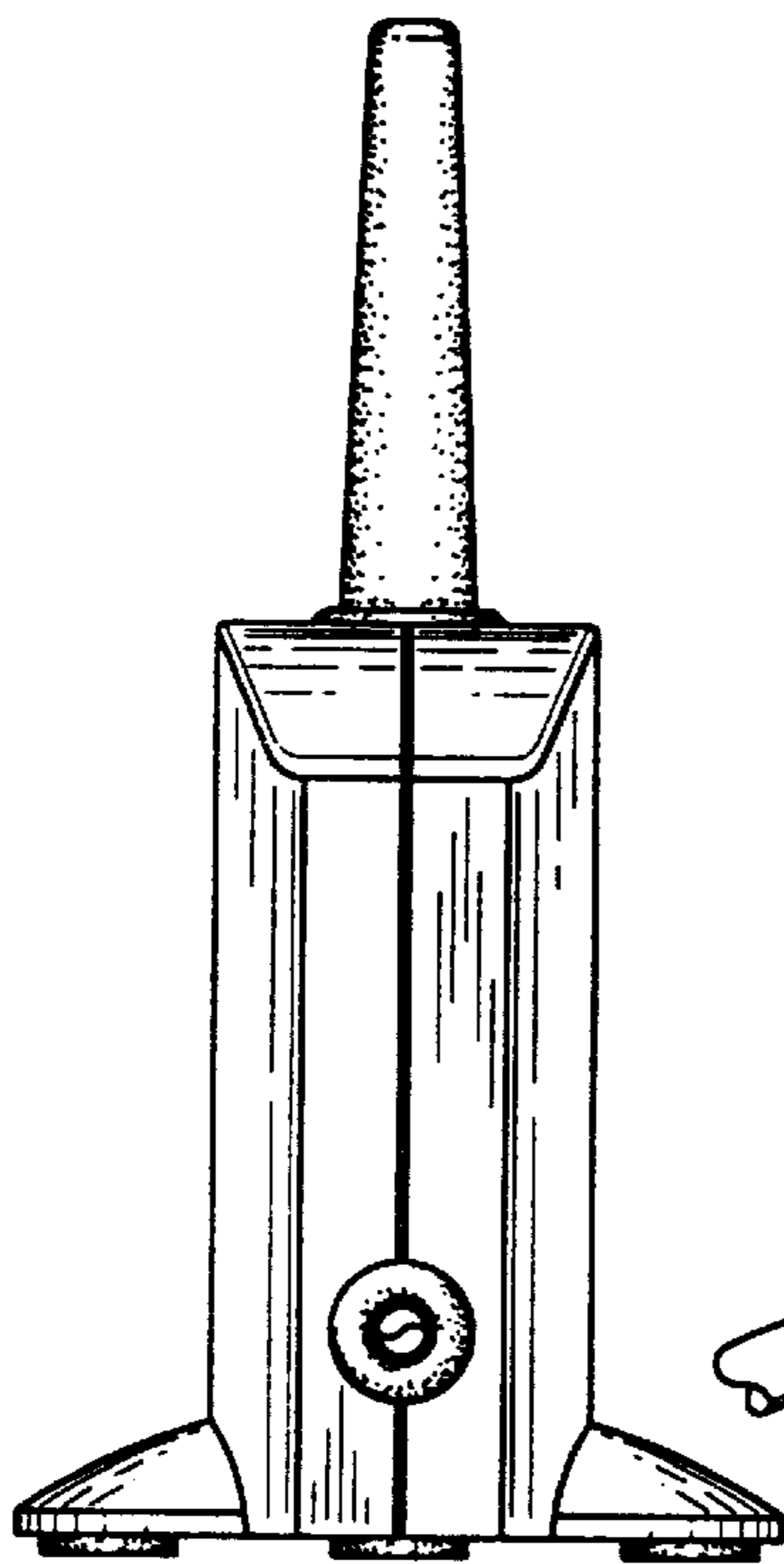


Fig. 4

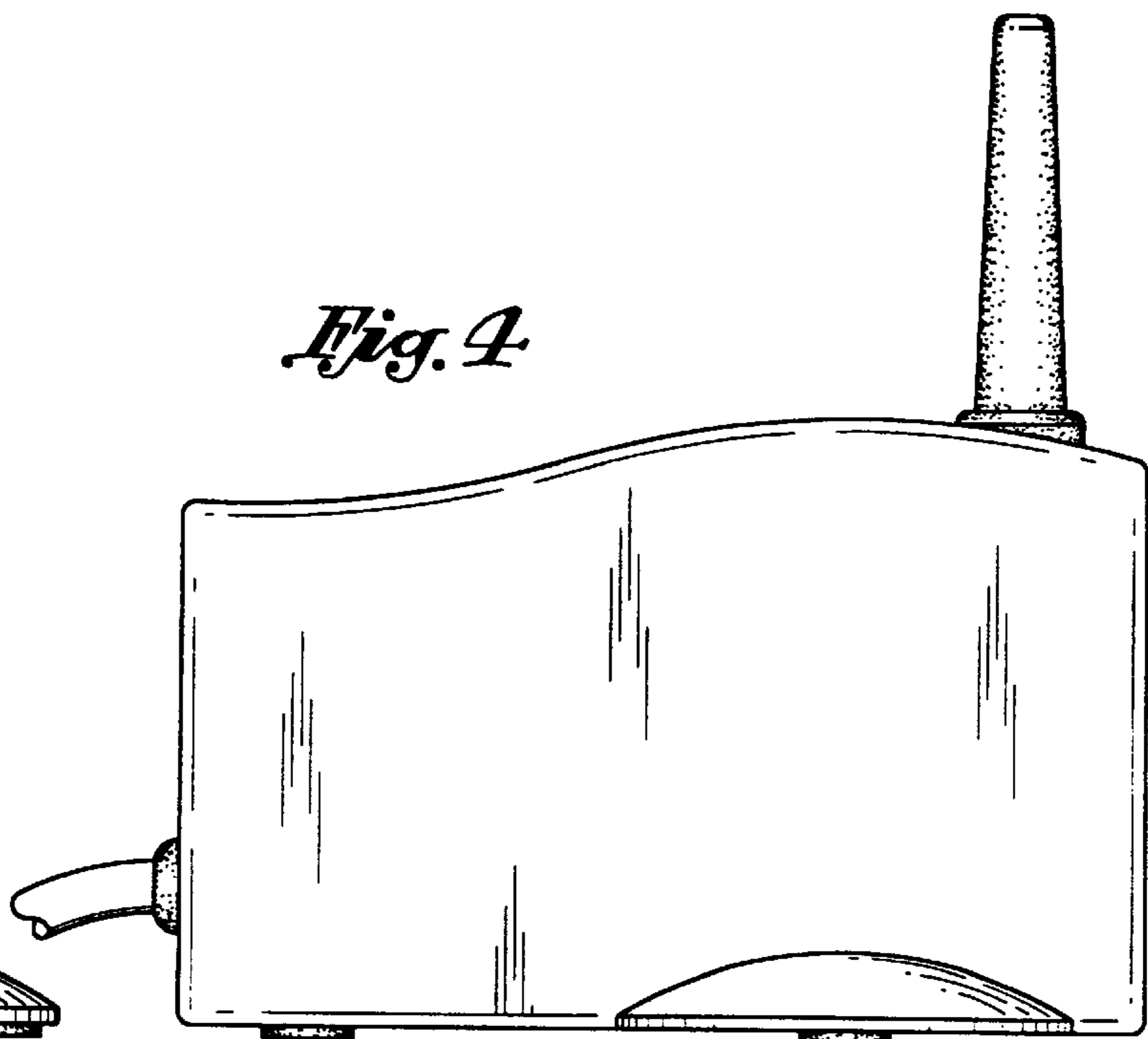


Fig. 5

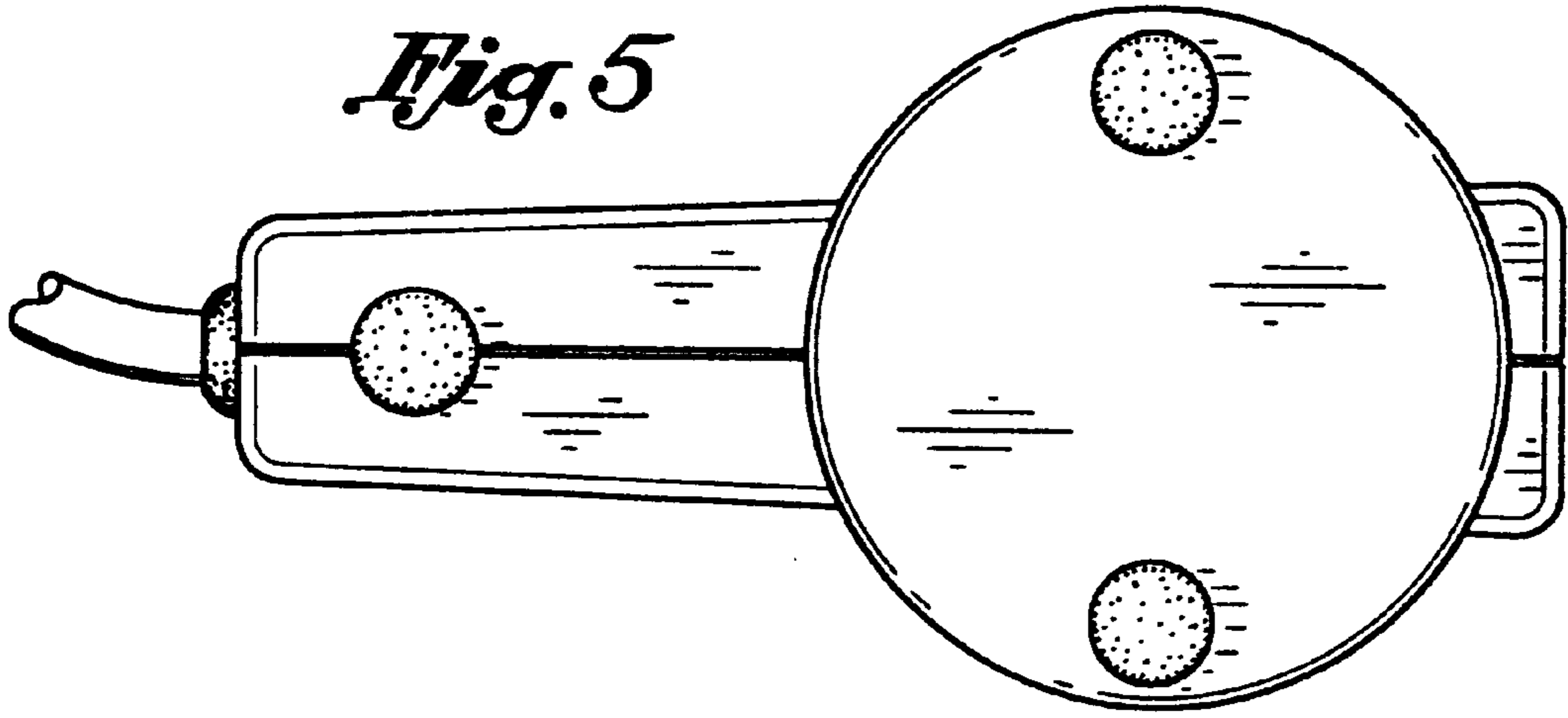


Fig. 6

