



US00D464950S

(12) **United States Design Patent**
Fraquelli et al.

(10) **Patent No.:** **US D464,950 S**

(45) **Date of Patent:** **** Oct. 29, 2002**

(54) **REMOTE HANDSET**

(75) Inventors: **Roberto Fraquelli**, London (GB); **Luc Xavier Robilliard**, Paris (FR); **Graham Michael Pullin**, London (GB); **Jaime Valls Miro**, London (GB); **Jeremy Daniel Cooper**, Hendon (GB); **David Gary Cochrane**, Bedford (GB); **Simon Leach**, Chigwell (GB)

(73) Assignee: **H2EYE (International) Limited**, Tortola (VG)

(**) Term: **14 Years**

(21) Appl. No.: **29/147,398**

(22) Filed: **Aug. 28, 2001**

(30) **Foreign Application Priority Data**

Feb. 28, 2001 (GB) 2099881

(51) **LOC (7) Cl.** **14-03**

(52) **U.S. Cl.** **D14/218**

(58) **Field of Search** D14/174, 217, D14/218, 137-139, 155, 191-193, 124, 299, 167-168; D13/168, 162-164; D21/512-517, 566; 348/114, 734; D10/104, 106; 455/352-355, 151.1-151.4

(56) **References Cited**

U.S. PATENT DOCUMENTS

D378,093 S * 2/1997 Rutter et al. D14/218

D383,462 S * 9/1997 Martz et al. D14/218

D404,717 S * 1/1999 Duchon et al. D13/168

D417,671 S * 12/1999 Chorpenning et al. D14/218

D443,217 S * 6/2001 Haberstich et al. D10/104

FOREIGN PATENT DOCUMENTS

GB 2090269 2/2000

* cited by examiner

Primary Examiner—Louis S. Zarfes

Assistant Examiner—Deanne Levy

(74) *Attorney, Agent, or Firm*—Stephen B. Salai, Esq.; Brian B. Shaw, Esq.; Harter, Secrest & Emery LLP

(57) **CLAIM**

The ornamental design for a remote handset, as shown and described.

DESCRIPTION

FIG. 1 is a right, front, top perspective view of a remote handset showing the new design.

FIG. 2 is a left side view of the remote handset.

FIG. 3 is a top plan view of the remote handset.

FIG. 4 is a right side view of the remote handset.

FIG. 5 is a bottom plan view of the remote handset.

FIG. 6 is a bottom, left side, rear perspective view of the remote handset.

FIG. 7 is a front elevation view of the remote handset; and, FIG. 8 is a rear elevation view from the rear of the remote handset.

1 Claim, 2 Drawing Sheets

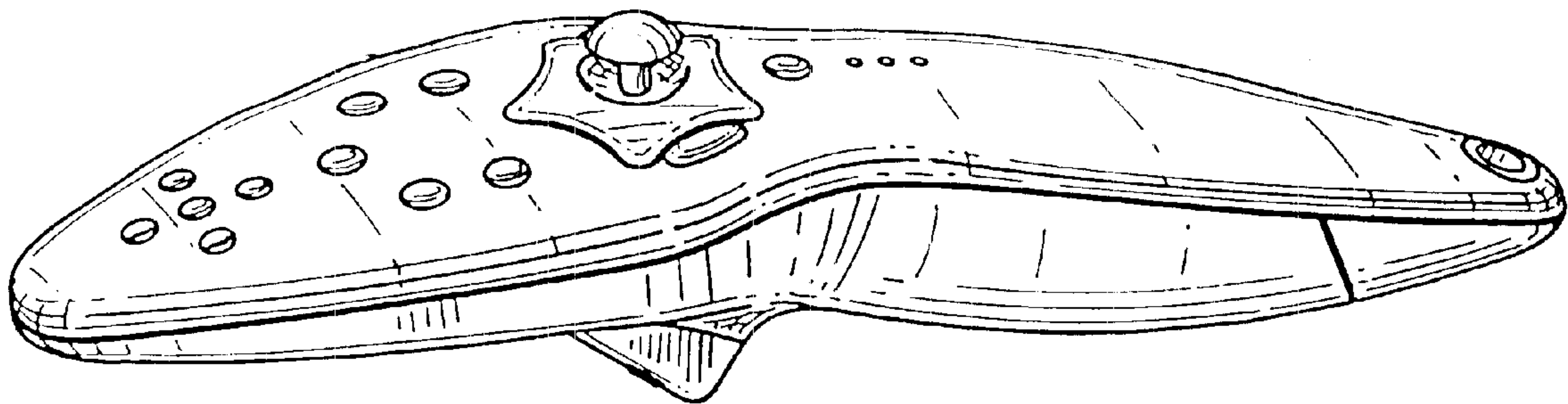


FIG. 1

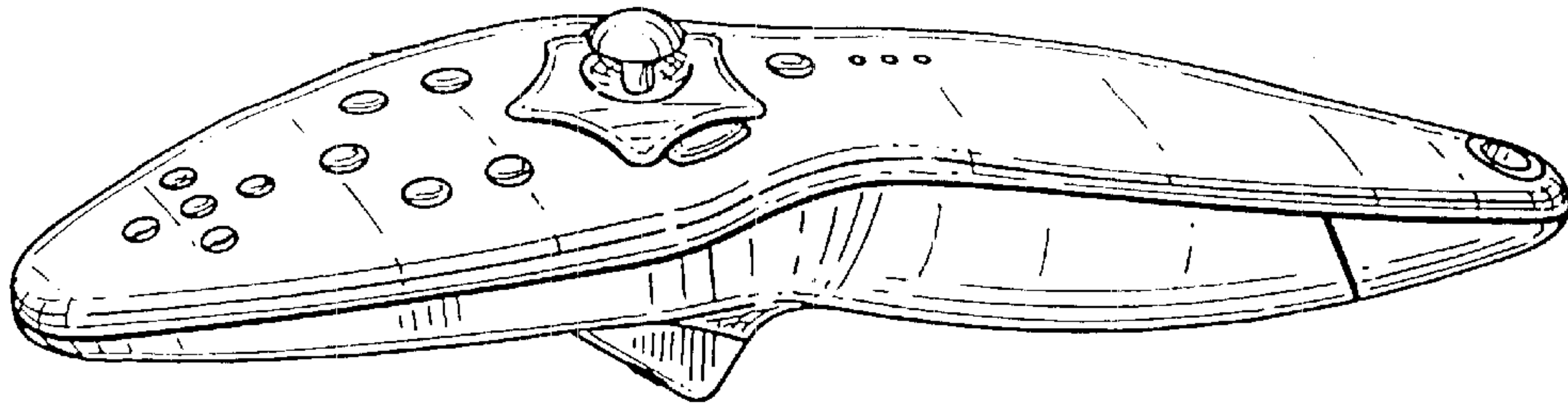


FIG. 2

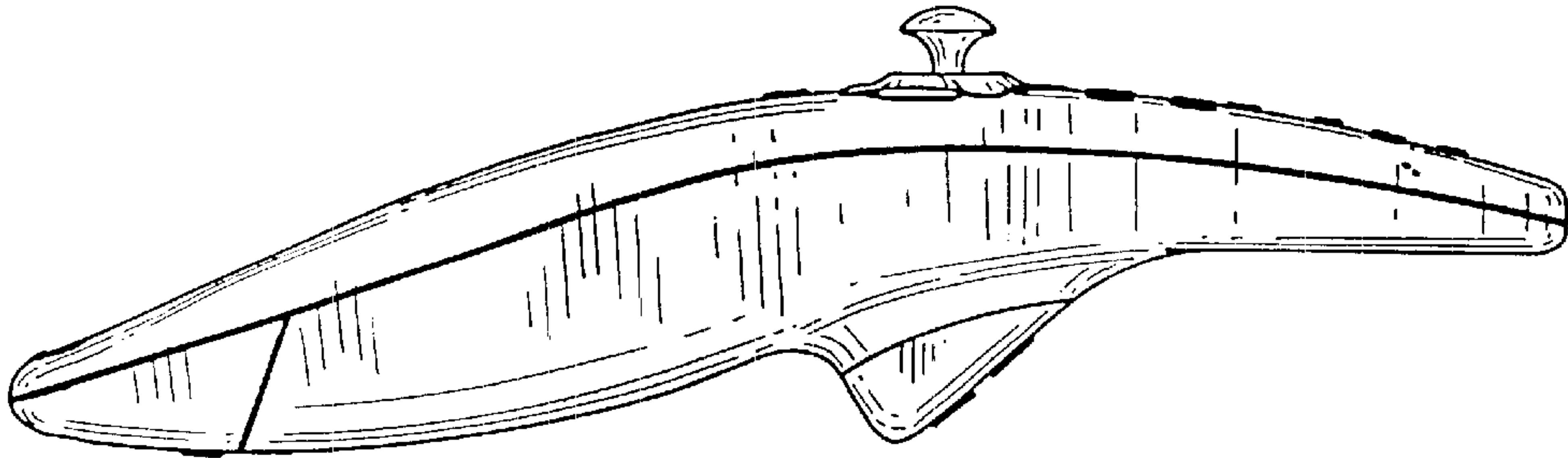


FIG. 3

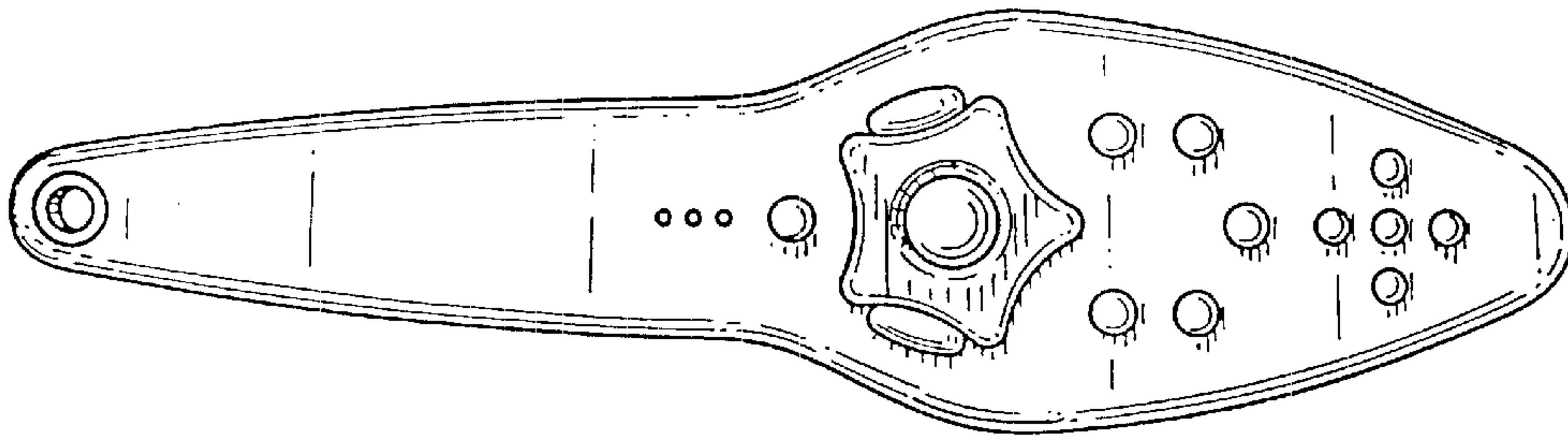


FIG. 4

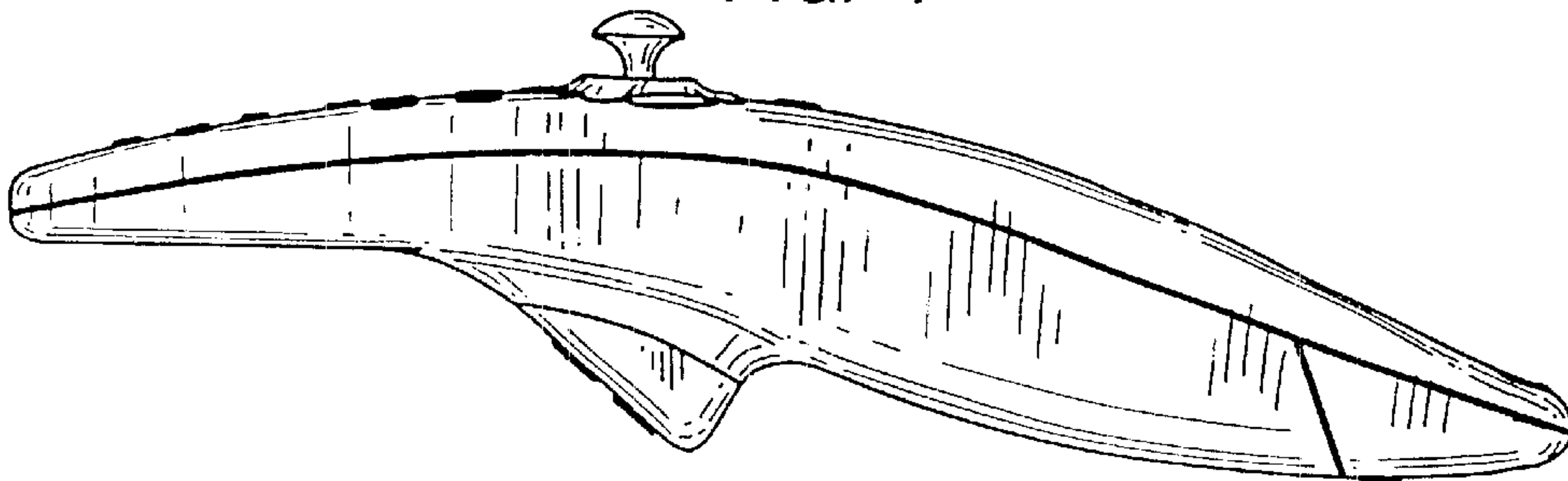


FIG. 5

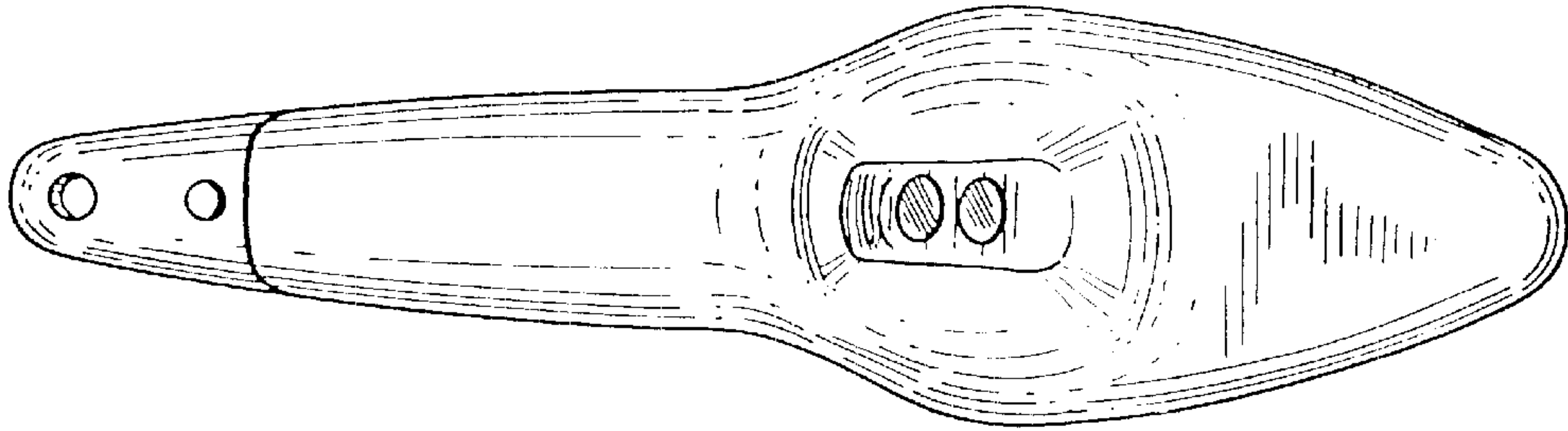


FIG. 6

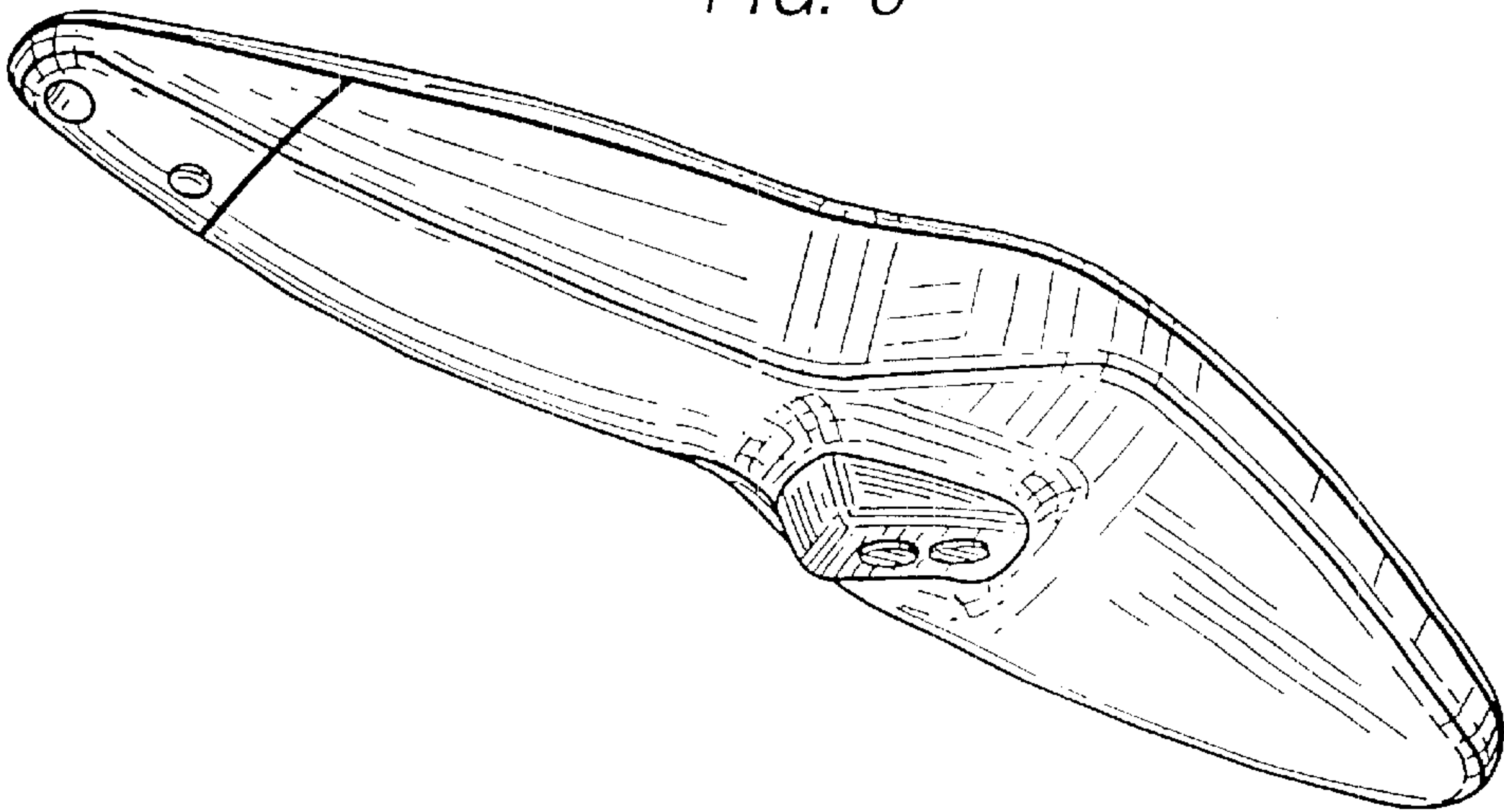


FIG. 7

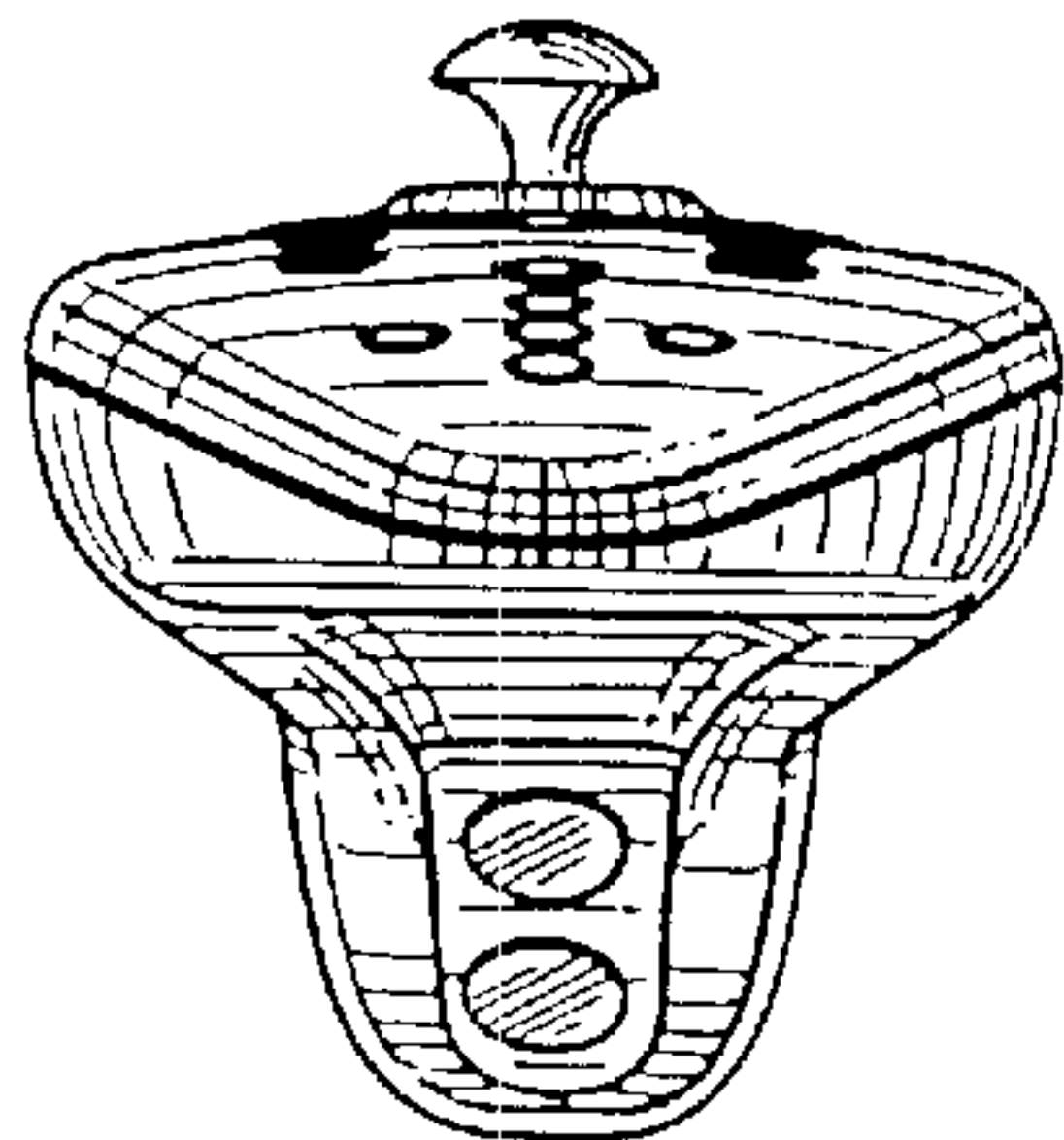


FIG. 8

