



US00D464937S

(12) **United States Design Patent**
Jaqua, III et al.

(10) **Patent No.:** **US D464,937 S**

(45) **Date of Patent:** **** Oct. 29, 2002**

(54) **ELECTRICAL RACEWAY**

(75) Inventors: **John J. Jaqua, III**, Orleans, IN (US);
Gregory Saul, Charlotte, NC (US)

(73) Assignee: **Paoli, Inc.**, Orleans, IN (US)

(**) Term: **14 Years**

(21) Appl. No.: **29/143,449**

(22) Filed: **Jun. 14, 2001**

(51) **LOC (7) Cl.** **13-03**

(52) **U.S. Cl.** **D13/155**

(58) **Field of Search** D13/152-156;
24/561; 52/39, 126.2, 221, 241-242, 287,
290; 439/209, 211, 215; 174/48-49

(56) **References Cited**

U.S. PATENT DOCUMENTS

D188,103 S	*	6/1960	Scofield	D13/153
3,019,500 A	*	2/1962	Duffin et al.	24/561
D207,535 S	*	5/1967	Wahl	D13/156
3,325,591 A	*	6/1967	Wahl	174/138 F
3,464,052 A	*	8/1969	Hukin	439/215
5,152,698 A	*	10/1992	Juhlin et al.	439/315
5,336,849 A	*	8/1994	Whitney	174/48
5,394,809 A	*	3/1995	Feldpausch et al.	...	108/147.21
5,732,747 A	*	3/1998	Holliday	138/163
D413,593 S	*	9/1999	Suzuki et al.	D13/184
5,971,508 A	*	10/1999	Deimen et al.	312/223.6

OTHER PUBLICATIONS

Vecta catalogue, Table Cable, 1997, p. 17 as noted.
Versteel Electrical catalogue, Powerlink, May 1998, p. 2 as noted.

Bretford Manufacturing, Inc. catalogue, Jun. 1998, p. 2 as noted.

Krueger International Inc. catalogue, Datalink Training Table System, 2000, p. 3 as noted.

Spec Furniture, Inc. brochure, Conductor Training Table, available before Jun. 14, 2001, front cover as noted.

* cited by examiner

Primary Examiner—Robert M. Spear

(74) *Attorney, Agent, or Firm*—Saidman DesignLaw Group

(57) **CLAIM**

The ornamental design for an electrical raceway, as shown and described.

DESCRIPTION

FIG. 1 is a perspective view of an electrical raceway showing our new design;

FIG. 2 is a front view thereof;

FIG. 3 is a rear view thereof;

FIG. 4 is a left side view thereof;

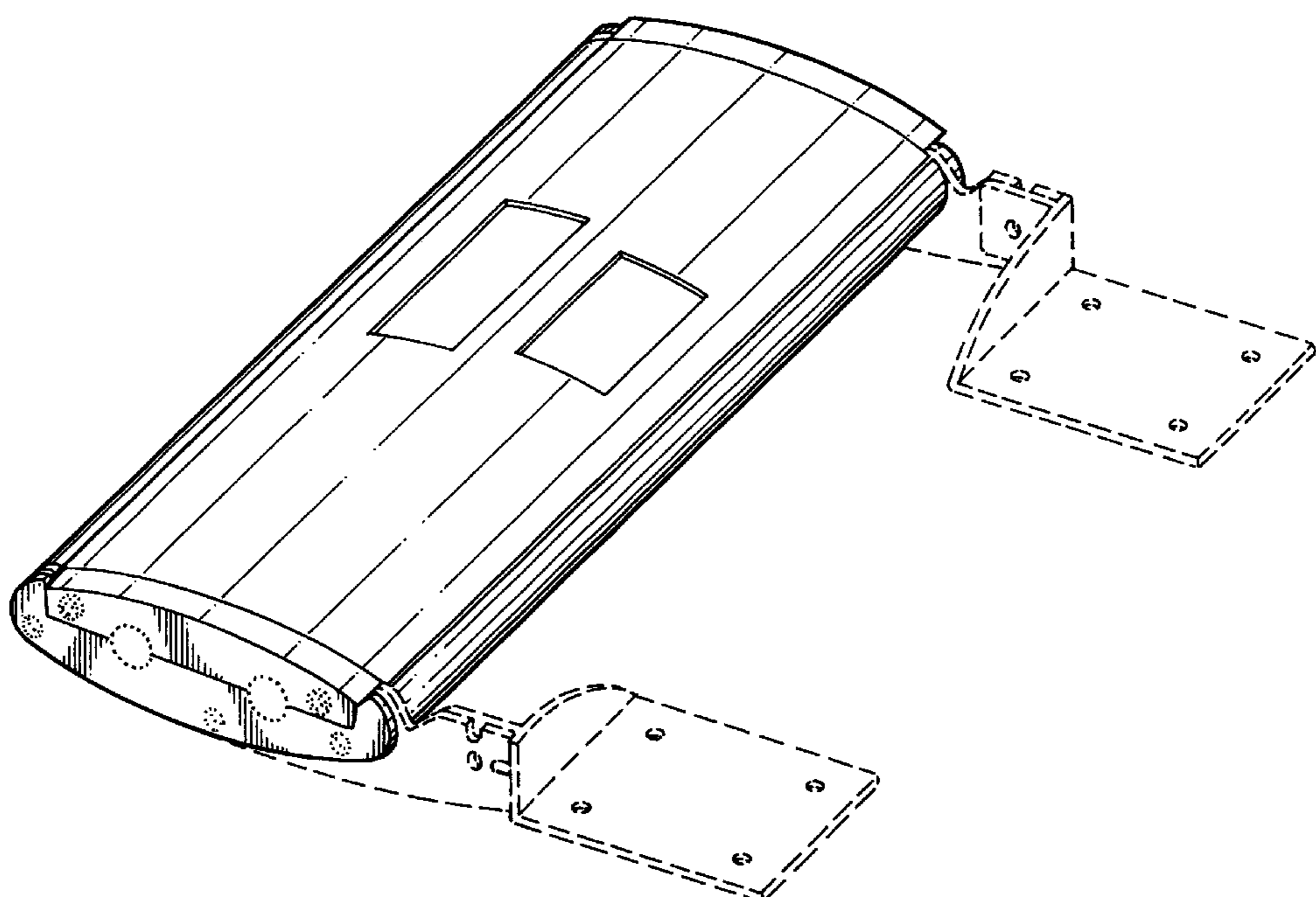
FIG. 5 is right side view thereof;

FIG. 6 is a top view thereof; and,

FIG. 7 is a bottom view thereof.

The dashed lines shown in FIGS. 1-7 represent environmental subject matter and form no part of the claimed design. The dotted lines shown in FIGS. 1-7 represent borders between claimed and unclaimed subject matter and form no part of the claimed design. The middle portion of the electrical raceway is broken away in FIGS. 1, 2, 3, 6 and 7 to disclose indeterminate length.

1 Claim, 5 Drawing Sheets



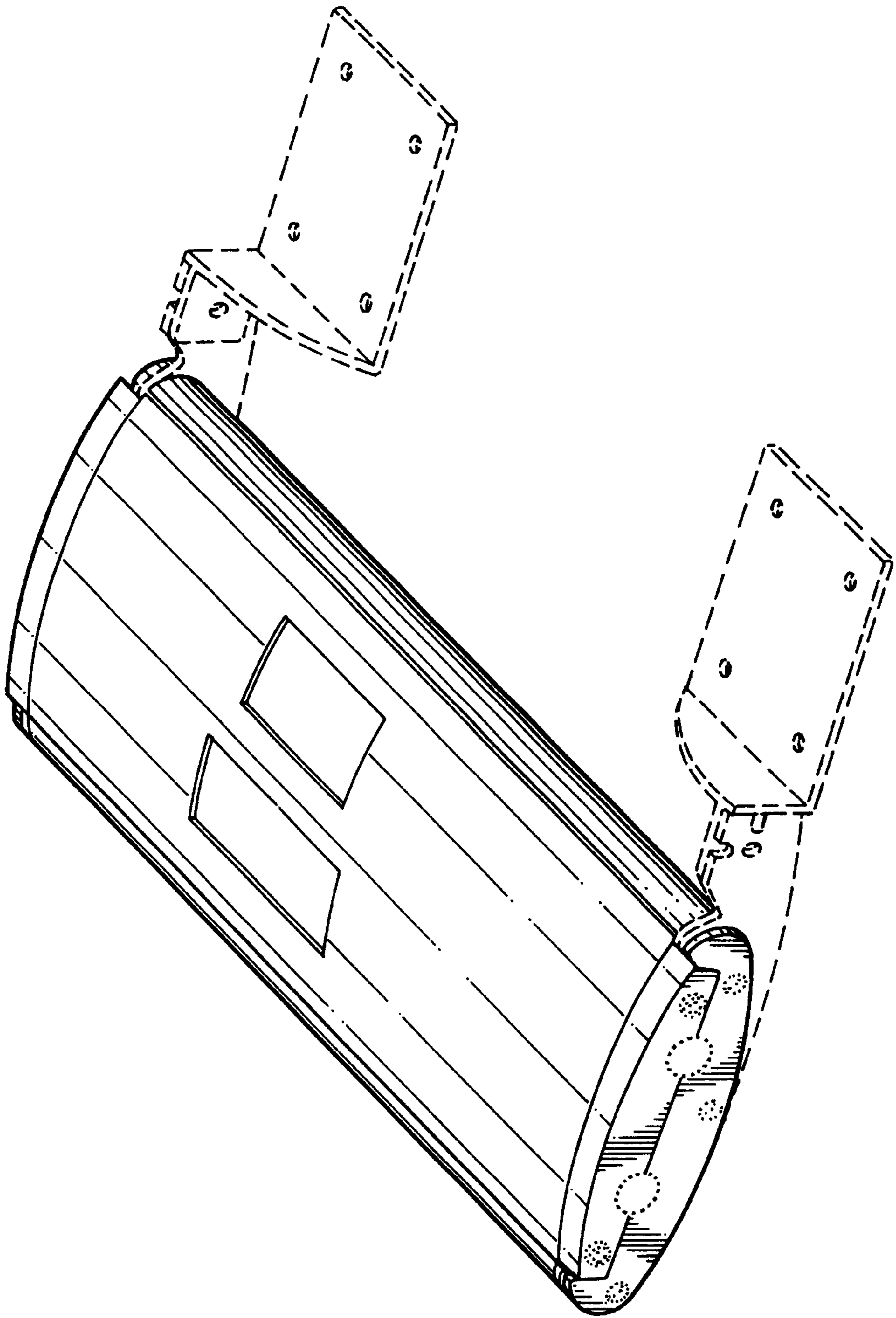


FIG.1

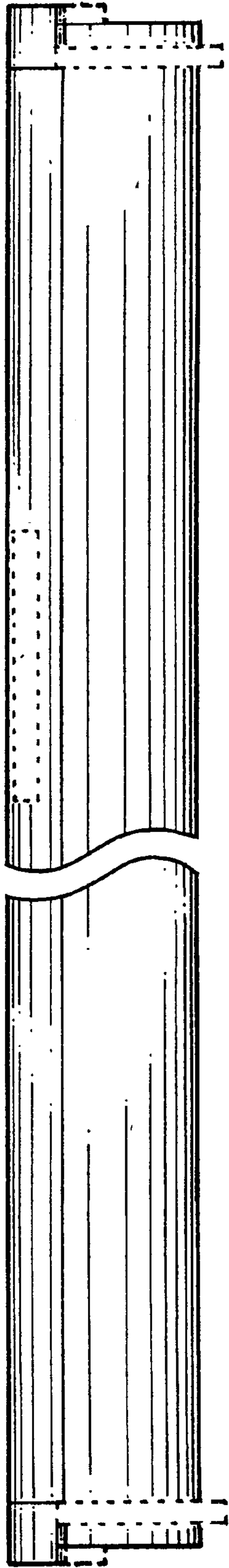


FIG. 2

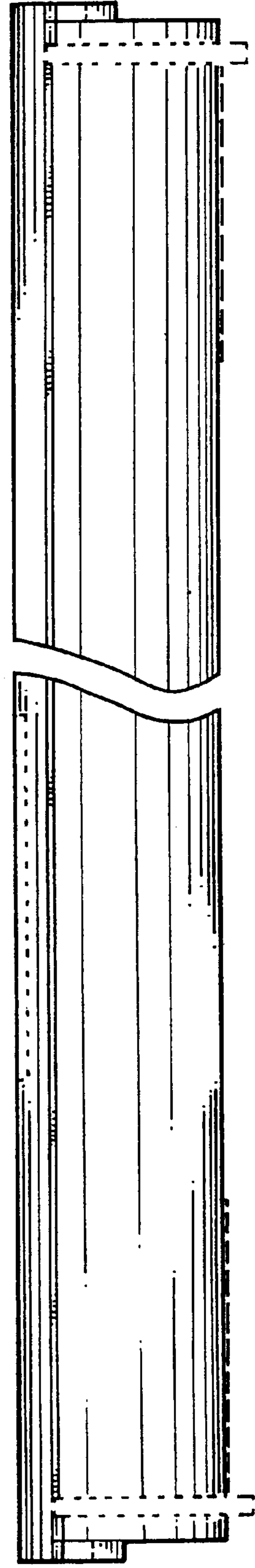


FIG. 3

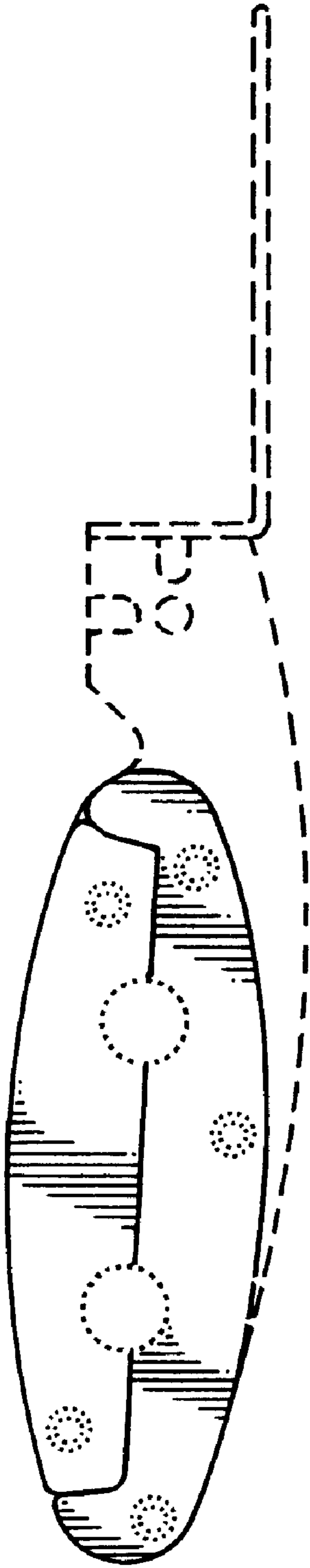


FIG. 4

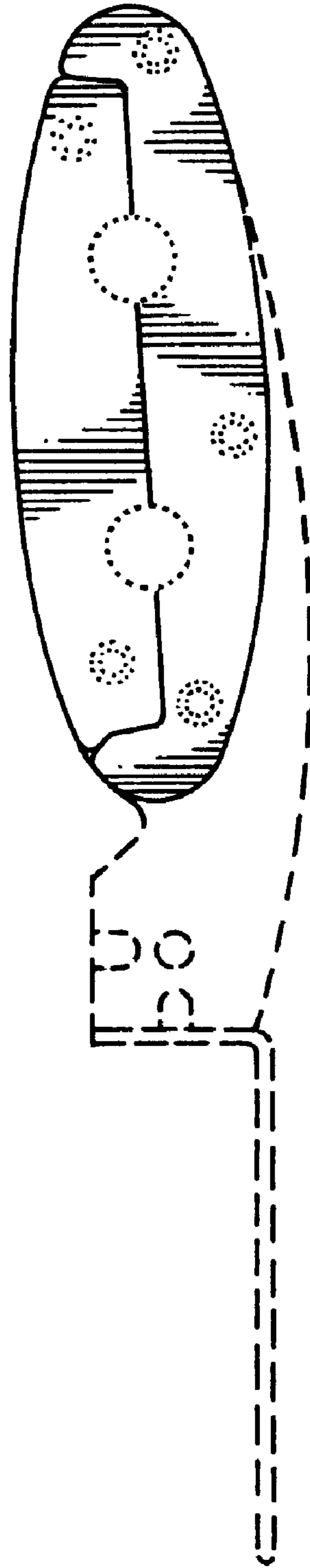


FIG. 5

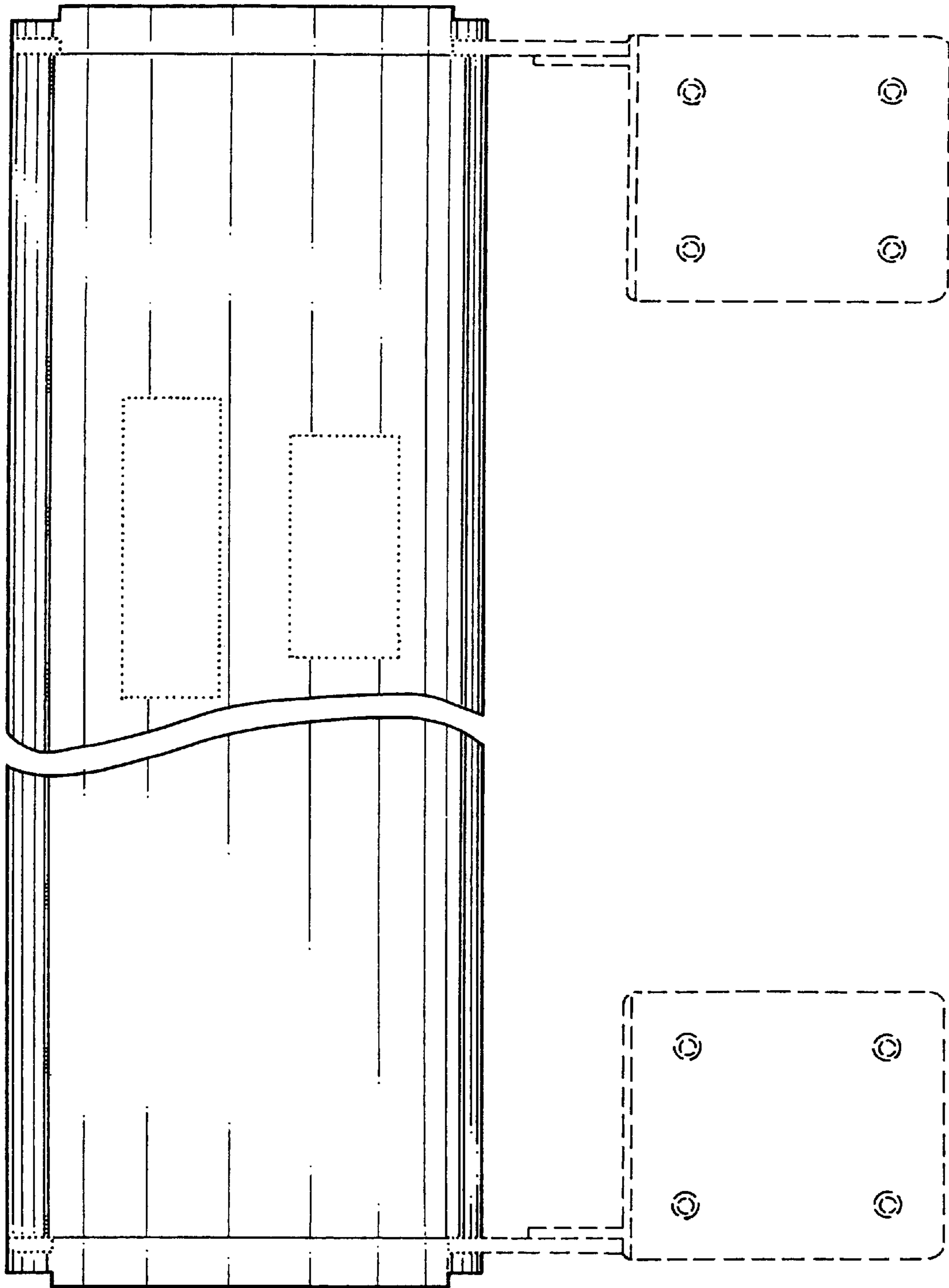


FIG.6

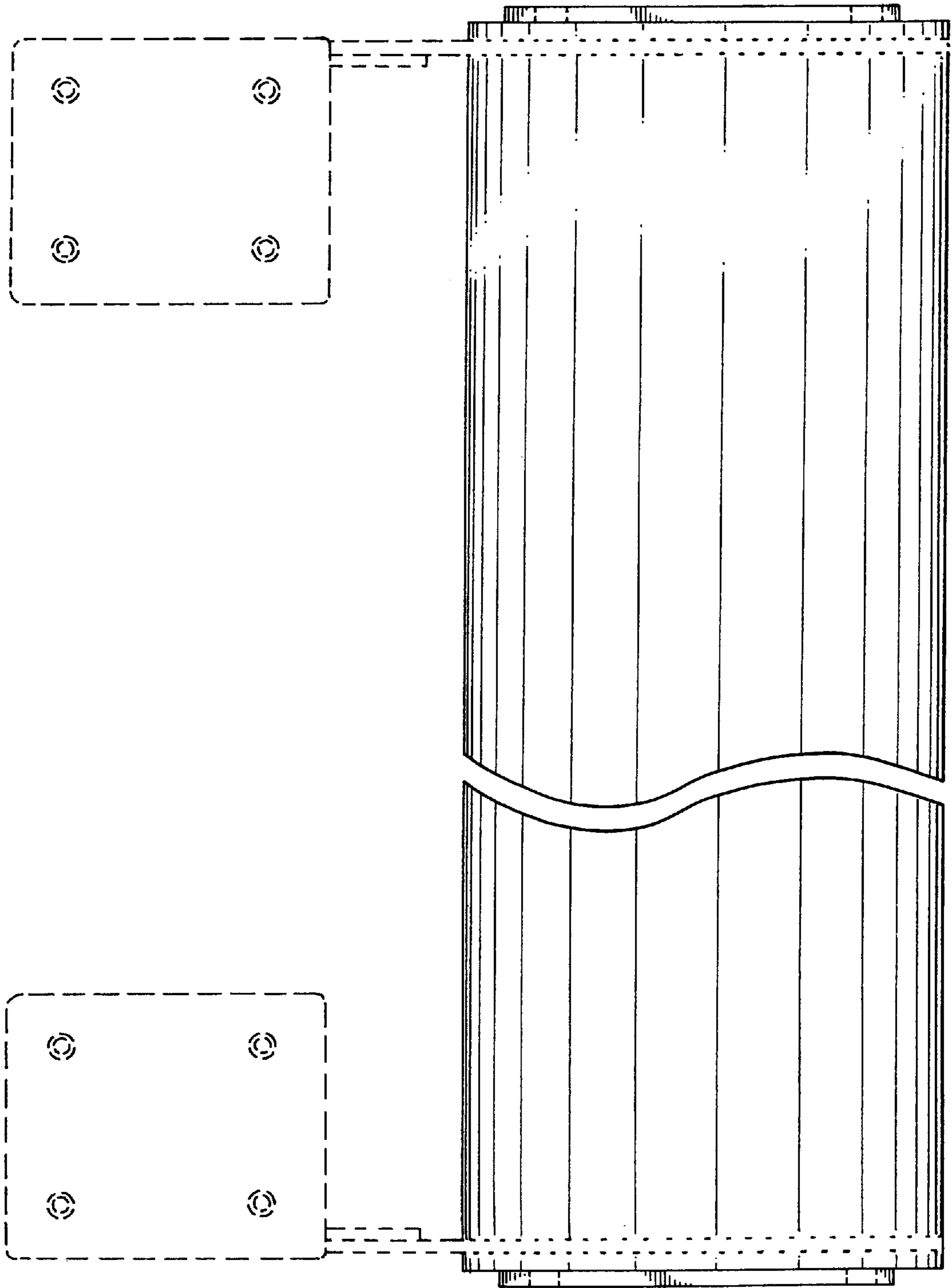


FIG.7