



US00D464923S

(12) **United States Design Patent**
Snook et al.

(10) **Patent No.:** **US D464,923 S**

(45) **Date of Patent:** **** Oct. 29, 2002**

(54) **TRIM COVER FOR HITCH RECEIVER**
(75) Inventors: **George O. Snook**, South Bend, IN
(US); **Richard W. McCoy**, Granger, IN
(US)

5,628,536 A 5/1997 Fulkerson
5,934,699 A 8/1999 Blake
D444,752 S * 7/2001 Gabath D12/196
D447,459 S * 9/2001 Oh D12/196
D451,870 S * 12/2001 Harold D12/190

(73) Assignee: **Reese Products, Inc.**, Elkhart, IN (US)
(**) Term: **14 Years**

* cited by examiner

Primary Examiner—Melody N. Brown
(74) *Attorney, Agent, or Firm*—King & Schickli, PLLC

(21) Appl. No.: **29/151,103**
(22) Filed: **Oct. 31, 2001**

(57) **CLAIM**

The ornamental design of a trim cover for hitch receiver, as shown and described.

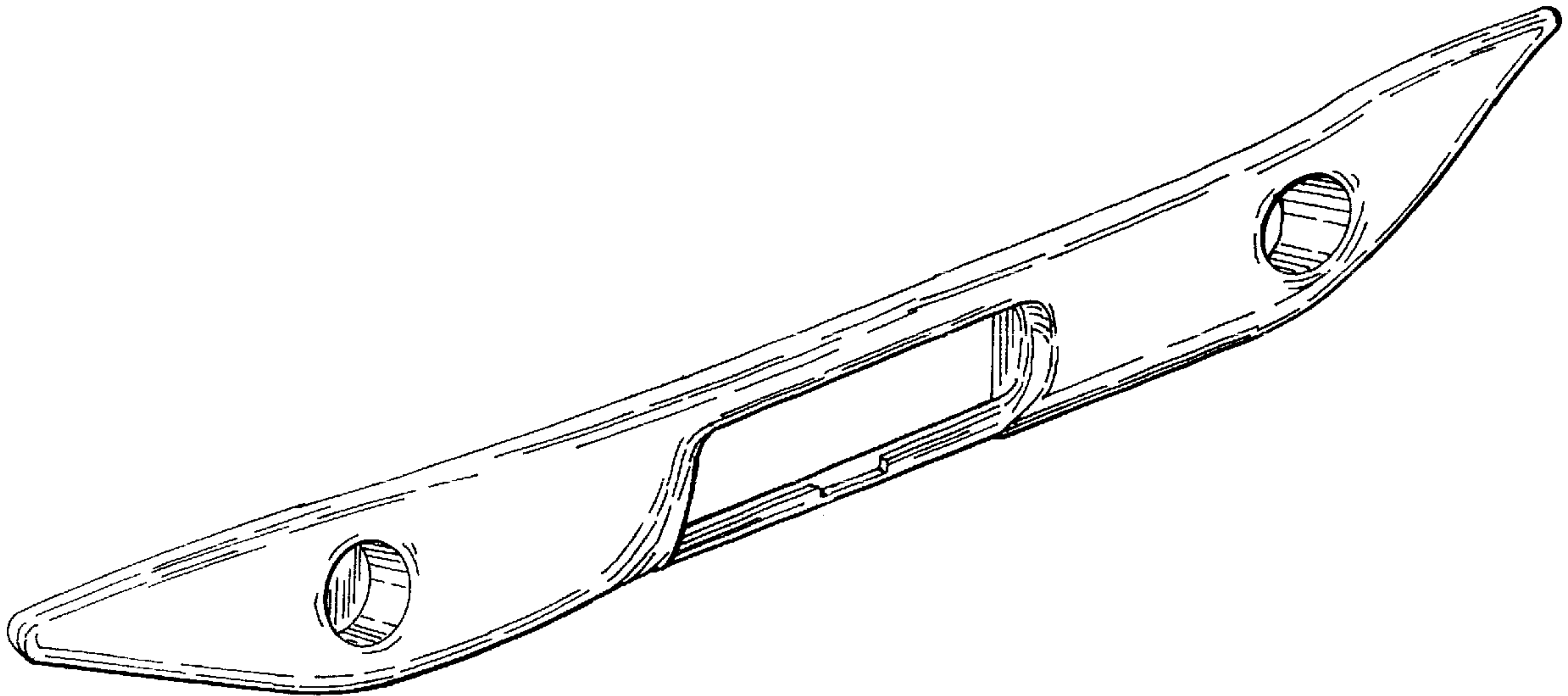
(51) **LOC (7) Cl.** **12-16**
(52) **U.S. Cl.** **D12/196; D12/162**
(58) **Field of Search** D12/196, 169,
D12/190, 162; 293/102, 120, 132, 133;
280/415.1, 491.1–491.3, 507, 511, 512

DESCRIPTION

FIG. 1 is a perspective view of the trim cover for hitch receiver fascia of the present invention;
FIG. 2 is a rear elevational view thereof;
FIG. 3 is a left side elevational view, the right side elevational being a substantial mirror image thereof;
FIG. 4 is a top plan view thereof; and,
FIG. 5 is a bottom plan view thereof.

(56) **References Cited**
U.S. PATENT DOCUMENTS
3,774,949 A 11/1973 Eger
5,094,469 A 3/1992 Yamamoto et al.

1 Claim, 2 Drawing Sheets






Fig. 3





Fig. 1

Fig. 2



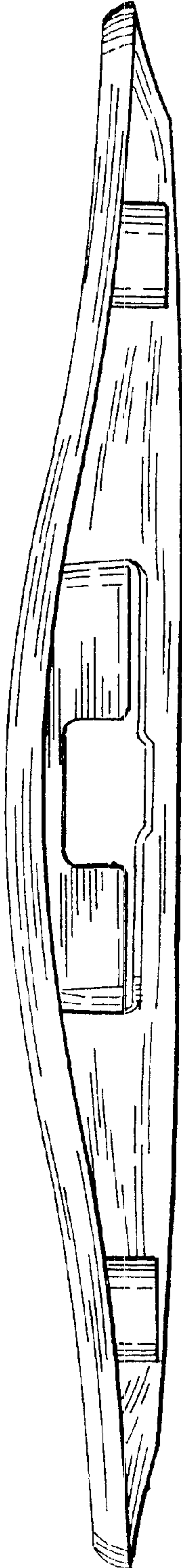


Fig. 4




Fig. 5