



US00D464911S

(12) **United States Design Patent**  
**Ursprung**

(10) **Patent No.:** **US D464,911 S**

(45) **Date of Patent:** **\*\* Oct. 29, 2002**

(54) **GOLF FLAG POLE**

(76) Inventor: **Adam Ursprung**, 712 Meeting St.,  
Franklin, TN (US) 37064

(\*\*) Term: **14 Years**

(21) Appl. No.: **29/143,507**

(22) Filed: **Jun. 15, 2001**

(51) **LOC (7) Cl.** ..... **11-05**

(52) **U.S. Cl.** ..... **D11/165**

(58) **Field of Search** ..... D9/502, 516, 549,  
D9/563, 569, 570, 518, 538; D11/166, 181,  
182, 183, 184; D20/29, 37, 41; D21/735,  
789, 791; 248/87, 156, 511, 530; 473/131,  
150, 173, 176; 116/173, 174, 175; 206/139;  
220/4.04, 669

(56) **References Cited**

**U.S. PATENT DOCUMENTS**

|           |   |   |         |               |       |          |
|-----------|---|---|---------|---------------|-------|----------|
| 3,143,238 | A | * | 8/1964  | Bulgrin       | ..... | 220/4.04 |
| D257,245  | S | * | 10/1980 | Neal          | ..... | D11/181  |
| D265,077  | S | * | 6/1982  | Ormatek       | ..... | D11/166  |
| 4,905,624 | A | * | 3/1990  | Krolzick      | ..... | 116/173  |
| D440,498  | S | * | 4/2001  | Buxton et al. | ..... | D9/538   |

\* cited by examiner

*Primary Examiner*—Doris V. Coles

*Assistant Examiner*—Elizabeth A. Albert

(74) *Attorney, Agent, or Firm*—Dilworth & Barrese, LLP

(57) **CLAIM**

The ornamental design for a novelty golf flag pole, as shown and described.

**DESCRIPTION**

FIG. 1 is a perspective view of the novelty golf flag pole showing my new design;

FIG. 2 is a right side elevational view of the novelty golf flag pole of FIG. 1;

FIG. 3 is a left side elevational view of the novelty golf flag pole of FIG. 1;

FIG. 4 is a front elevational view of the novelty golf flag pole of FIG. 1, which is a mirror image of a rear elevational view (not shown);

FIG. 5 is a top plan view of the novelty golf flag pole of FIG. 1; and,

FIG. 6 is a bottom plan view of the novelty golf flag pole of FIG. 1.

The broken lines showing environment in the drawings are for illustrative purposes only and form no part of the claimed design.

**1 Claim, 1 Drawing Sheet**






FIG. 1

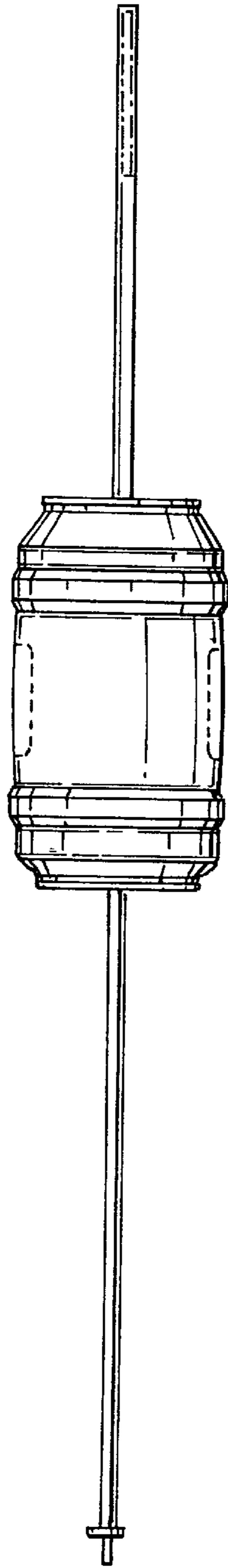


FIG. 2

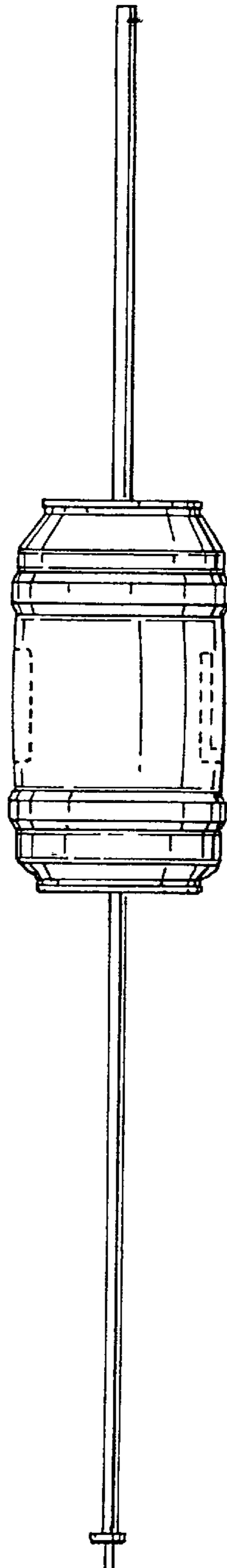


FIG. 3

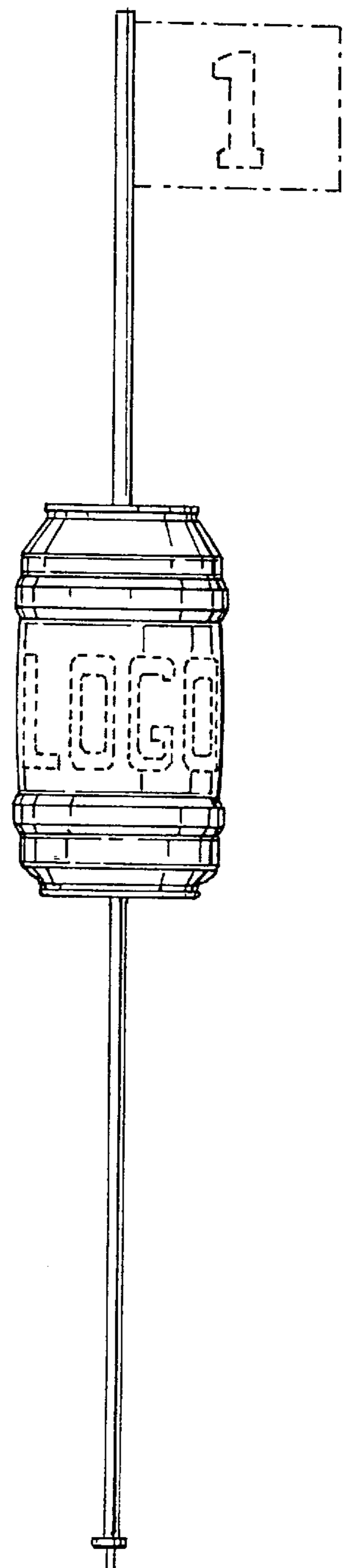


FIG. 4

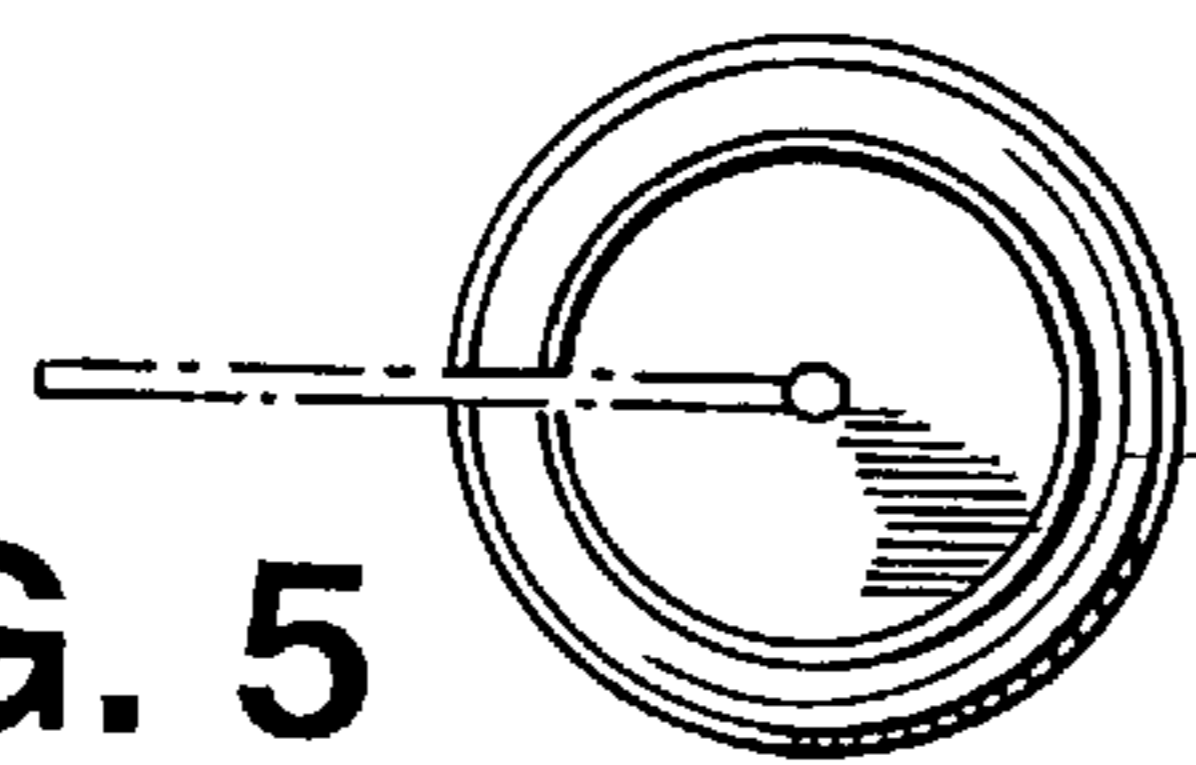


FIG. 5

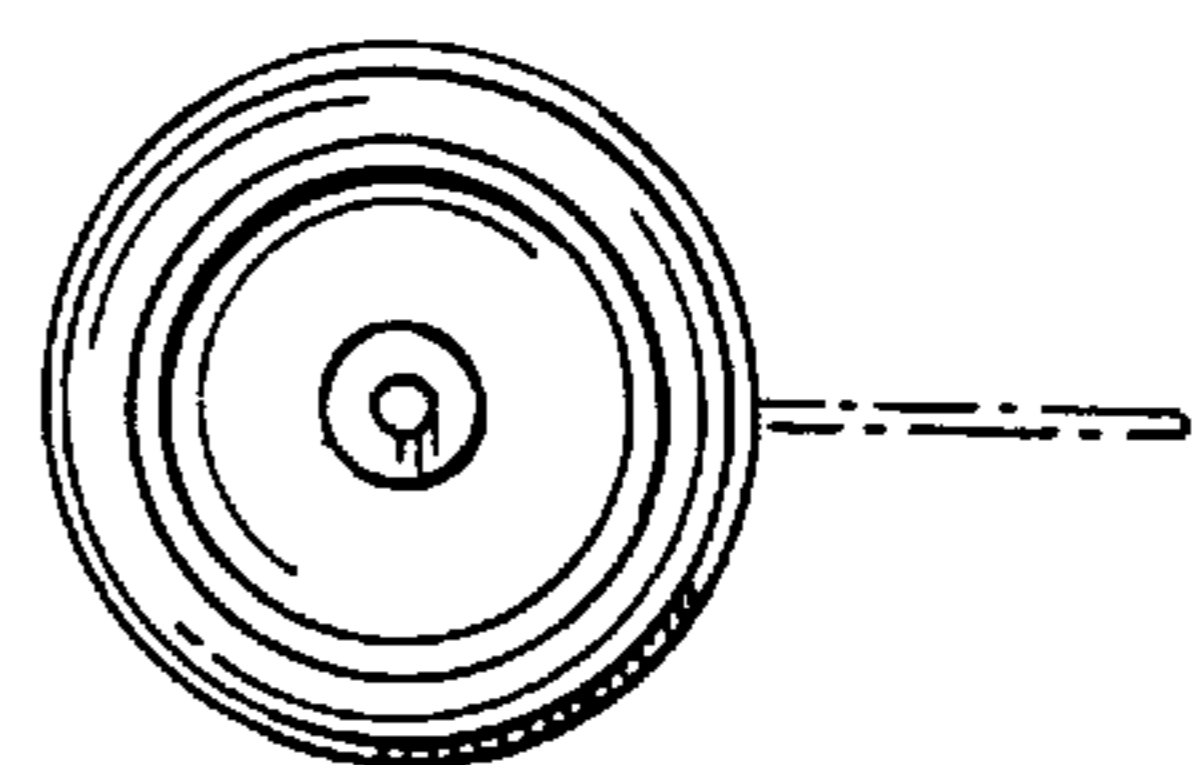


FIG. 6