



US00D464904S

(12) **United States Design Patent**  
**Yacoubian**

(10) **Patent No.:** **US D464,904 S**

(45) **Date of Patent:** **\*\* Oct. 29, 2002**

(54) **CROSS-SHAPED DIAMOND CUT**

(76) **Inventor:** **Daniel Yacoubian**, 1826 Cordova Rd.,  
Germantown, TN (US) 38138

(\* ) **Notice:** This patent is subject to a terminal disclaimer.

(\*\* ) **Term:** **14 Years**

(21) **Appl. No.:** **29/149,405**

(22) **Filed:** **Oct. 8, 2001**

(51) **LOC (7) Cl.** ..... **11-01**

(52) **U.S. Cl.** ..... **D11/90**

(58) **Field of Search** ..... D11/1, 2, 26-29,  
D11/35, 36, 40-43, 79, 89-92; 63/1.11,  
15, 15.1, 26-28, 32

(56) **References Cited**

**U.S. PATENT DOCUMENTS**

D244,367 S \* 5/1977 Saltzman ..... D11/90

D375,914 S \* 11/1996 Harris et al. .... D11/90  
D384,592 S \* 10/1997 Siman-Tov et al. .... D11/90  
D398,552 S \* 9/1998 Siman-Tov et al. .... D11/90  
D411,133 S \* 6/1999 Alvarado ..... D11/90  
D416,510 S \* 11/1999 Han ..... D11/90  
6,158,243 A \* 12/2000 Couture ..... 63/32

\* cited by examiner

*Primary Examiner*—Ralf Seifert

(74) *Attorney, Agent, or Firm*—Steven Horowitz

(57) **CLAIM**

The ornamental design for a cross-shaped diamond cut, as shown and described.

**DESCRIPTION**

FIG. 1 is a top view of a cross-shaped diamond cut showing my new design;  
FIG. 2 is a bottom view thereof; and,  
FIG. 3 is a side view thereof.

**1 Claim, 1 Drawing Sheet**

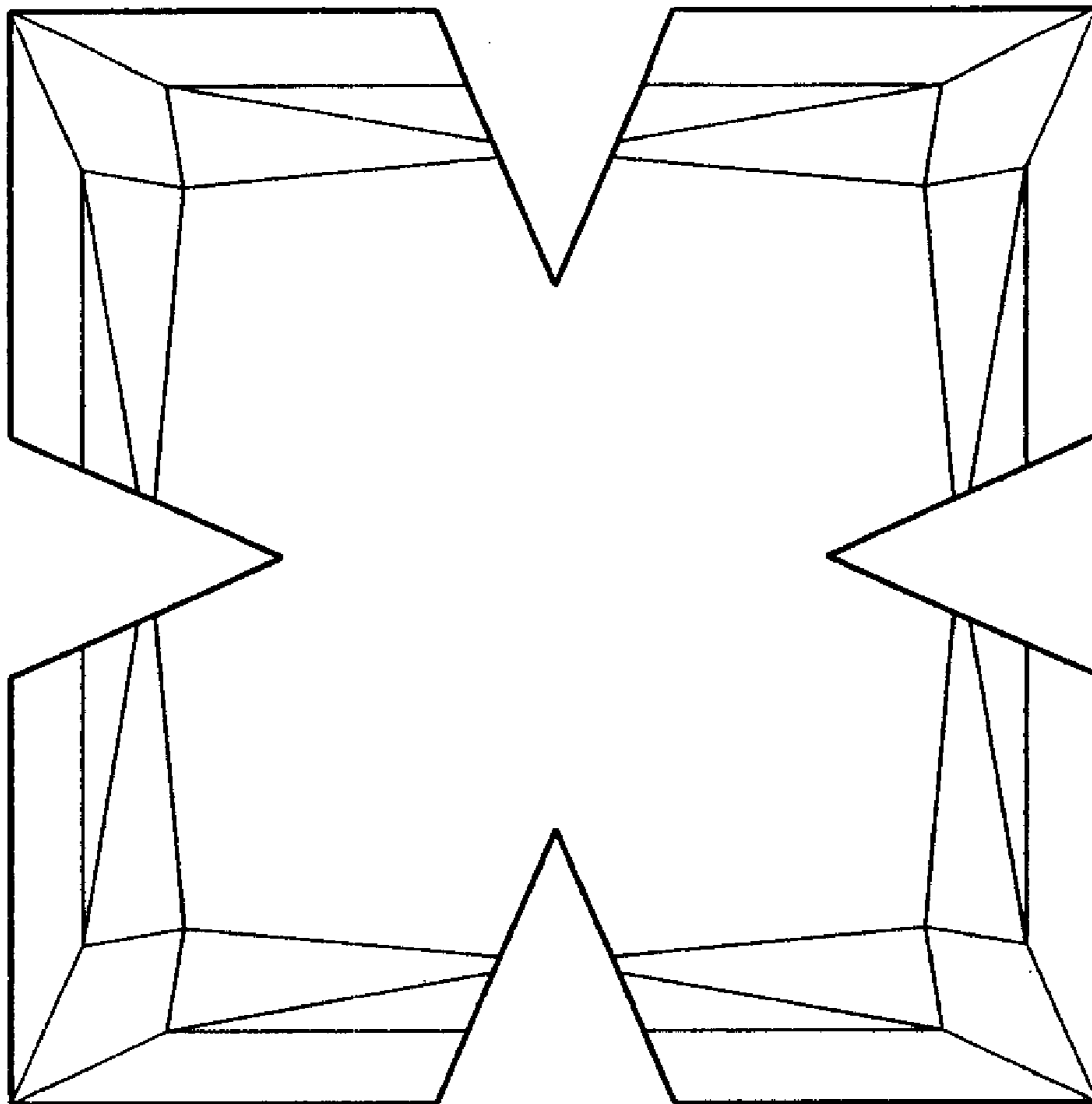


FIG. 1

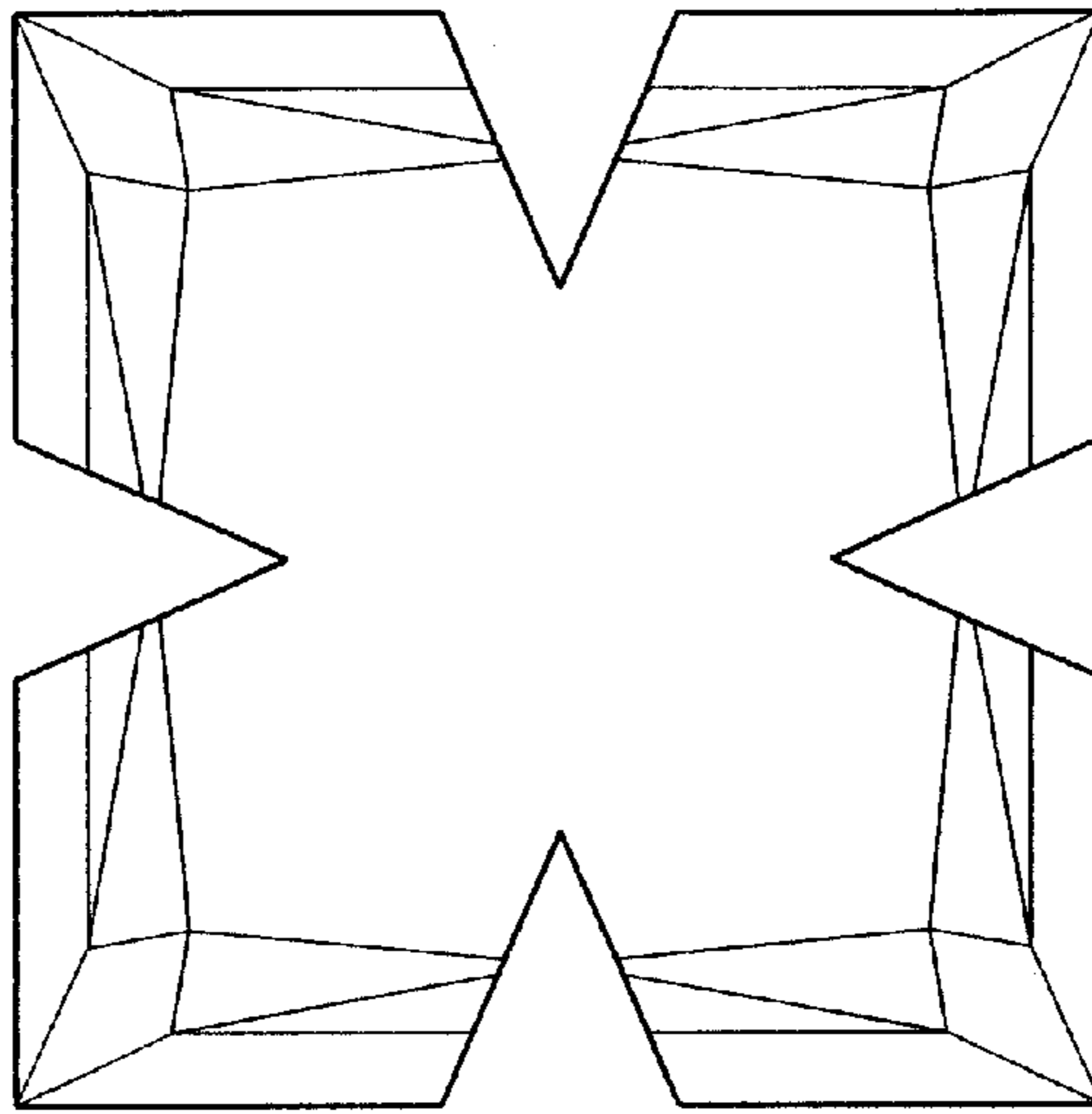


FIG. 2

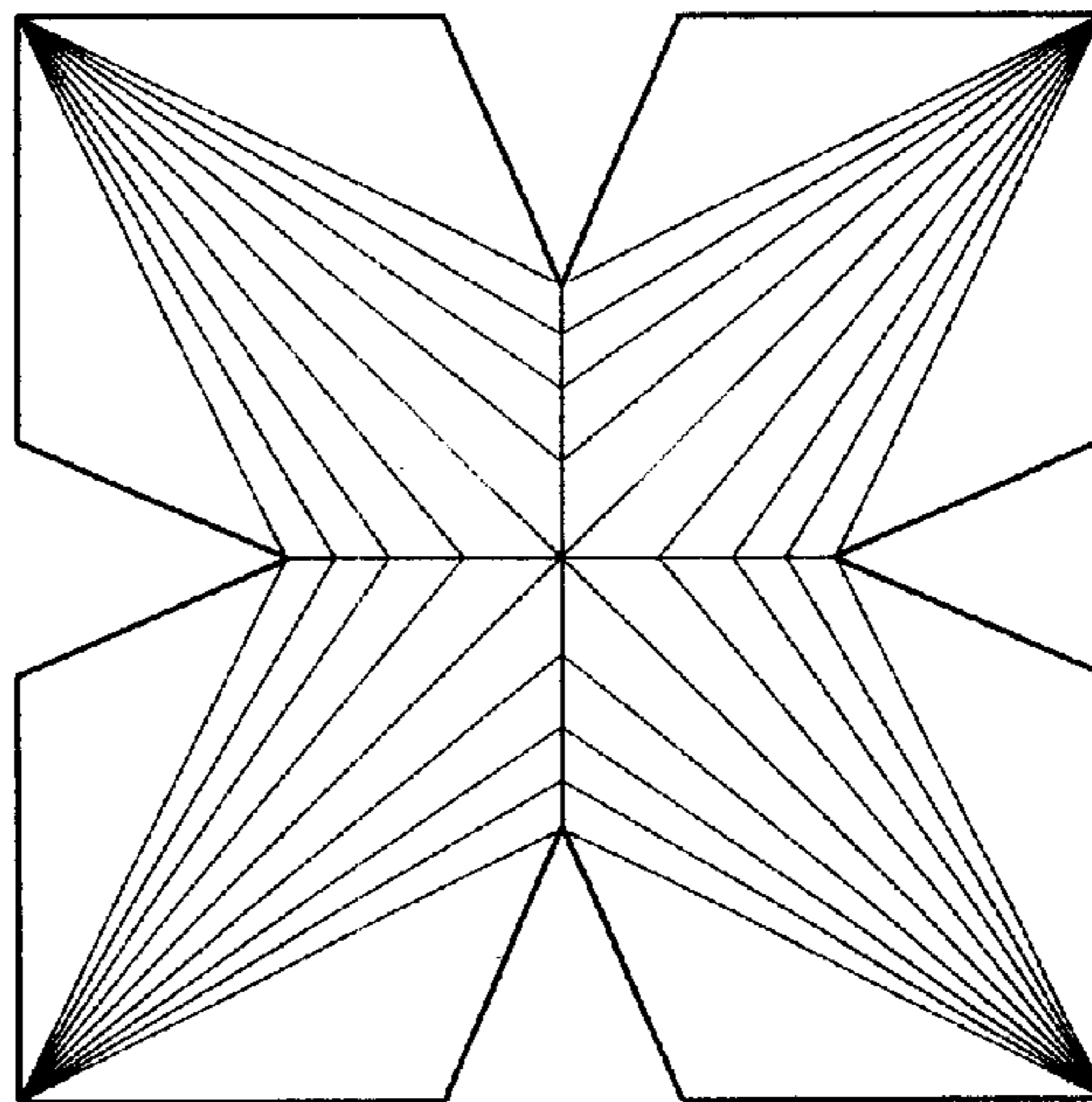


FIG. 3

