

US00D464902S

(12) **United States Design Patent**
Ambar

(10) **Patent No.:** **US D464,902 S**

(45) **Date of Patent:** **** Oct. 29, 2002**

(54) **FINGER RING**

(76) **Inventor:** **Betzalel Ambar**, 15824 Woodvale Rd., Encino, CA (US) 91436

(**) **Term:** **14 Years**

(21) **Appl. No.:** **29/149,477**

(22) **Filed:** **Oct. 10, 2001**

Related U.S. Application Data

(63) Continuation-in-part of application No. 29/131,777, filed on Oct. 30, 2000.

(51) **LOC (7) Cl.** **11-01**

(52) **U.S. Cl.** **D11/34**

(58) **Field of Search** D11/26-39, 48,
D11/3, 4; 63/15, 15.1, 15.2, 15.3, 15.4,
15.45, 15.5, 15.6, 15.65, 15.7, 15.8, 15.9,
26-28, 3

(56) **References Cited**

U.S. PATENT DOCUMENTS

D88,984 S	*	1/1933	Peterson	D11/38
D99,982 S	*	6/1936	Arpels	D11/26
D292,560 S	*	11/1987	Maria et al.	D11/42
D373,550 S	*	9/1996	Itzkowitz	D11/34
D403,264 S	*	12/1998	Shenhav	D11/34
D451,045 S	*	11/2001	Ambar	D11/26
D451,046 S	*	11/2001	Itzkowitz	D11/26
D454,085 S	*	3/2002	Ambar	D11/29
D454,086 S	*	3/2002	Ambar	D11/29
D455,973 S	*	4/2002	Ambar	D11/26

OTHER PUBLICATIONS

Platinum Guild International USA; Platinum Edition VI; 1996; p. 38; Ring left center of page.*

Platinum Guild International USA; Platinum Edition VI; 1996; p. 108, Ring lower center left on page.*

Platinum Guild International USA; Platinum Edition VI; 1996; p. 105; Rng lower center right on page.*

Platinum Guild International USA; Platinum Edition VI; 1998; p. 140; Ring lower center on page.*

Platinum Guild International USA; Platinum Edition VI; 19981; p. 152; Ring lower center left on page.*

Platinum Guild International USA: Platinum Edition VII; 1999; p. 43; Ring lower center right on page.*

Platinum Guild International USA; Platinum Edition VII; 1999; p. 113; Ring lower right on page.*

Platinum Guild International USA; Platinum Edition VII; 1999; p. 123; Ring center left on page.*

* cited by examiner

Primary Examiner—Cathy Anne MacCormac

(74) *Attorney, Agent, or Firm*—Howard C. Miskin, Esq.; Gloria Tsui-Yip

(57) **CLAIM**

The ornamental design for a finger ring, as shown and described.

DESCRIPTION

FIG. 1 is a front elevational view of my new finger ring design, the rear elevational view being a mirror image thereof;

FIG. 2 is a top plan view thereof; the bottom, left and right side views are identical;

FIG. 3 is a front elevational view of a second embodiment of my new design, the rear elevational view being a mirror image thereof;

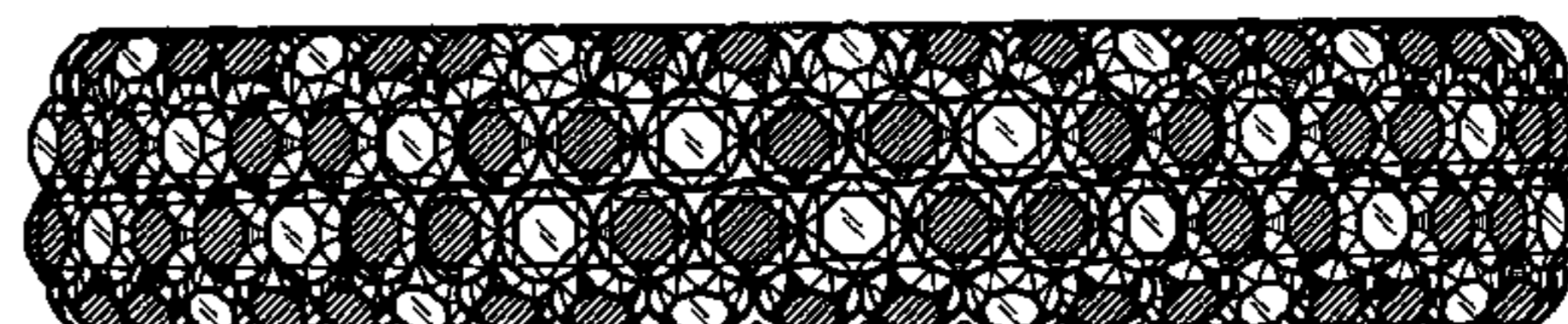
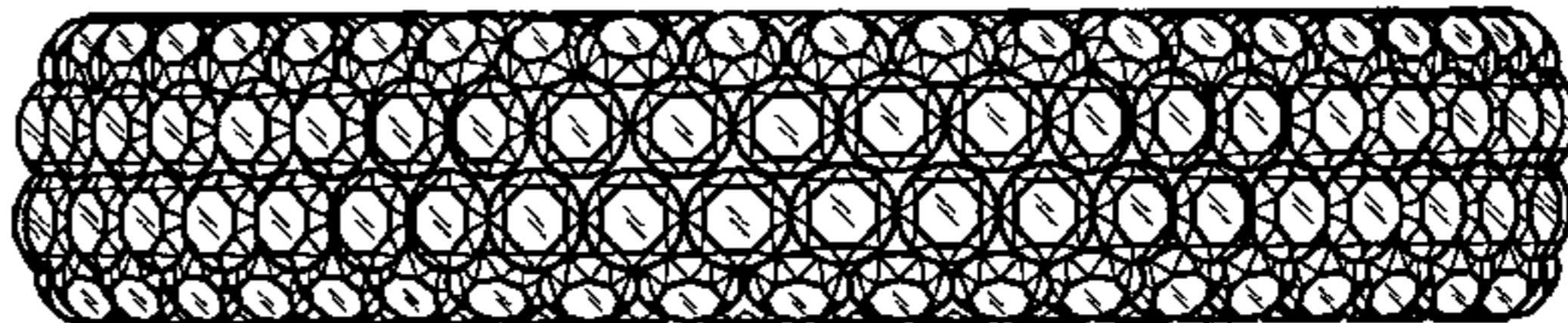
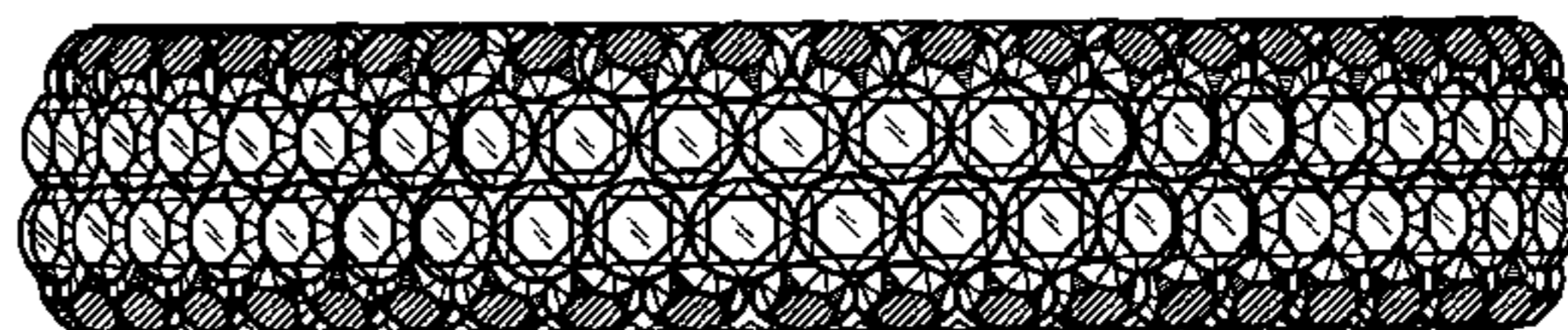

FIG. 4 is a top plan view thereof; the bottom, left and right side views are identical;

FIG. 5 is a front elevational view of a third embodiment of my new design, the rear elevational view being a mirror image thereof; and,

FIG. 6 is a top plan view thereof; the bottom, left and right side views are identical.

The darker shaded gemstones in FIGS. 1, 2, 5 and 6 illustrate gemstones of a contrasting color.

1 Claim, 3 Drawing Sheets






FIG. 1

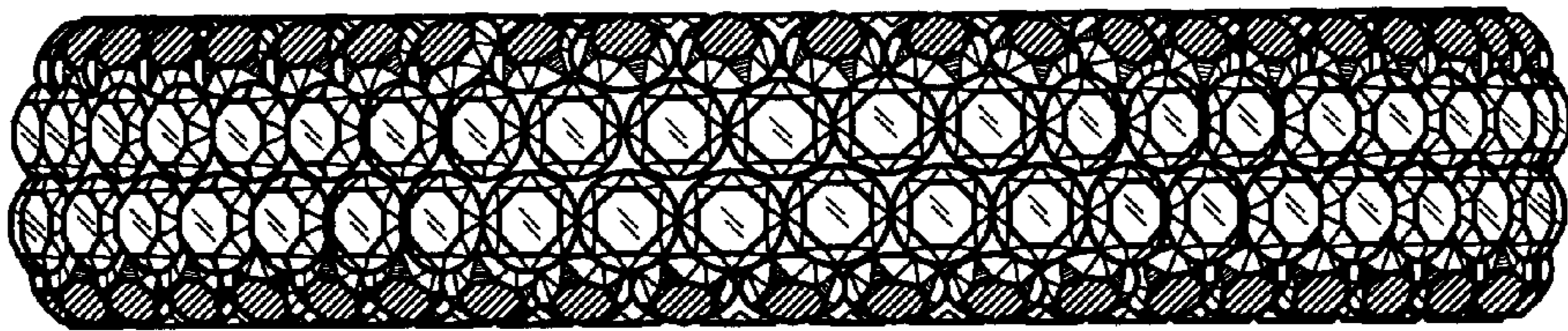


FIG. 2




FIG. 3

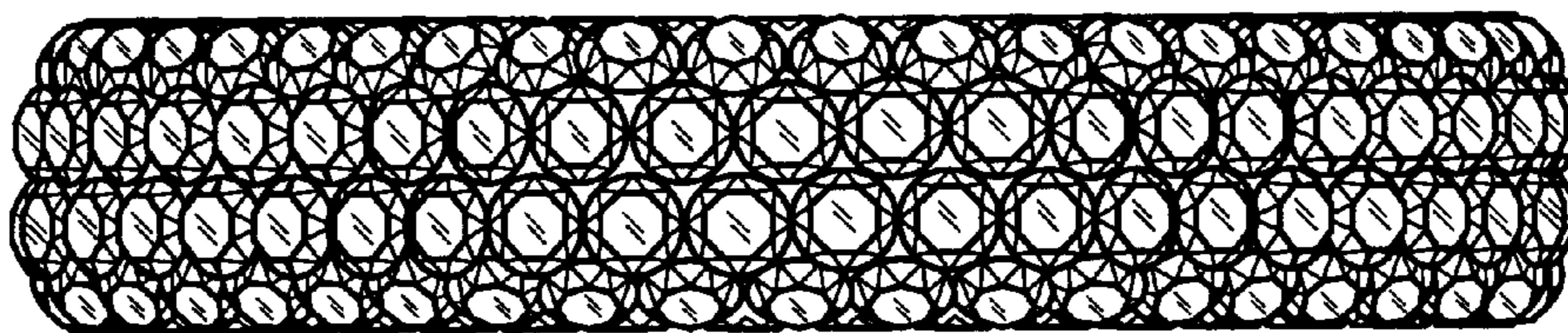


FIG. 4




FIG. 5

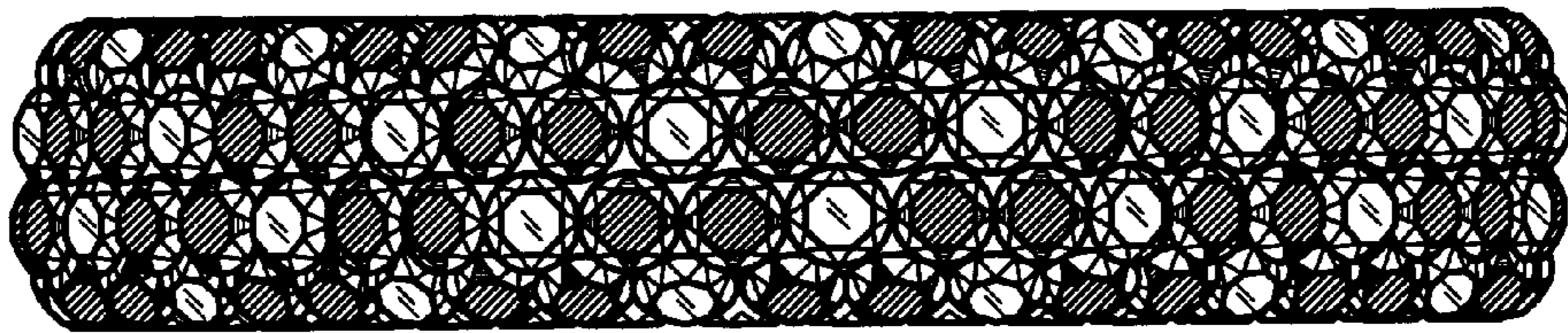


FIG. 6