



US00D464895S

(12) **United States Design Patent** (10) **Patent No.:** **US D464,895 S**
Ng (45) **Date of Patent:** **** Oct. 29, 2002**

(54) **PILL BOX TIMER**

(75) Inventor: **Yuet Shun Ng, Shatin (HK)**

(73) Assignee: **Chit Shun Enterprises Co., Ltd., Shatin (HK)**

(**) Term: **14 Years**

(21) Appl. No.: **29/160,145**

(22) Filed: **Apr. 30, 2002**

(51) **LOC (7) Cl.** **10-03**

(52) **U.S. Cl.** **D10/40; D10/2; D10/15**

(58) **Field of Search** **D10/1-40, 122-132; 368/96-100, 107-121, 276-277, 285, 316, 317, 10**

(56) **References Cited**

U.S. PATENT DOCUMENTS

D249,125 S	*	8/1978	Wright et al.	D10/40
D285,420 S	*	9/1986	Gremonprez et al.	D10/40
D303,771 S	*	10/1989	Chan	D10/40
D393,597 S	*	4/1998	Pail	D10/30
D422,515 S	*	4/2000	Kuo	D10/40
6,314,384 B1	*	11/2001	Goetz	368/109 X

OTHER PUBLICATIONS

Hong Kong Enterprise—Nov. 1987—p. 108—Timers at left.*

Hong Kong Enterprise—Jul. 1988—p. 165—Clocks at top left and top right.*

* cited by examiner

Primary Examiner—Nelson C. Holtje

(57) **CLAIM**

The ornamental design for a pill box timer, as shown.

DESCRIPTION

The claimed pill box timer is portable and used for storing pills and counting and reminding time for taking pills.

FIG. 1 is a front elevational view of a pill box timer showing my new design;

FIG. 2 is a rear elevational view thereof;

FIG. 3 is a front elevational view thereof with the cover pulled half way down;


FIG. 4 is a top plan view thereof;

FIG. 5 is a bottom plan view thereof;

FIG. 6 is a left side elevational view thereof; and,

FIG. 7 is a right side elevational view thereof.

1 Claim, 1 Drawing Sheet






FIG. 1




FIG. 2




FIG. 4




FIG. 5

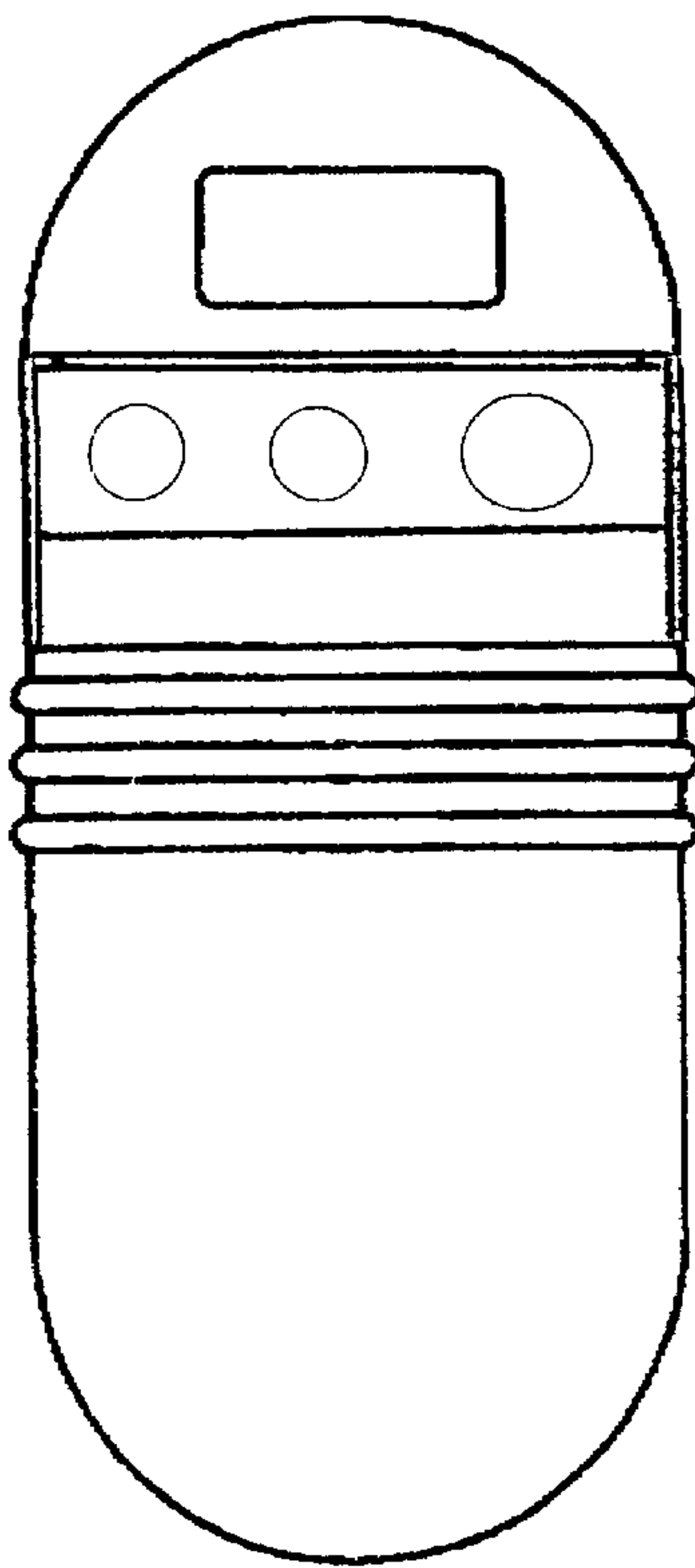


FIG. 3

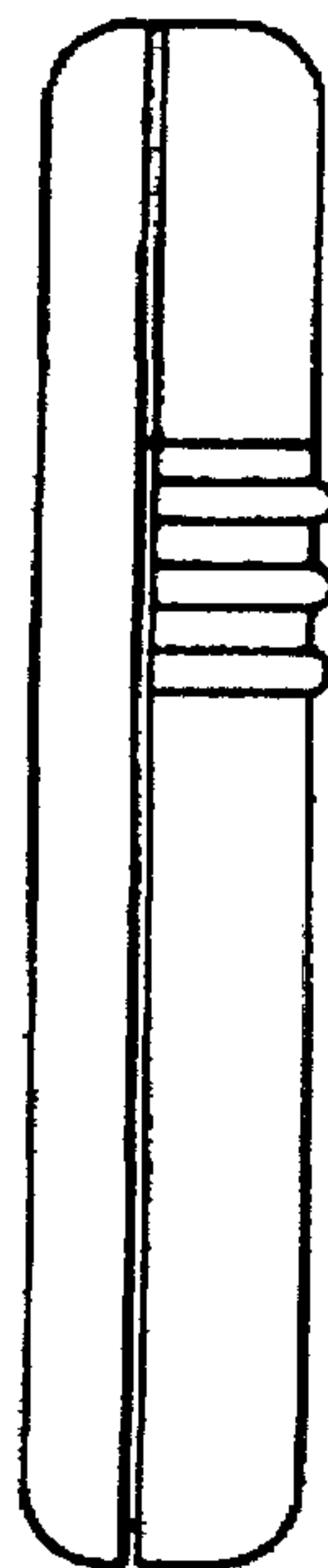


FIG. 6

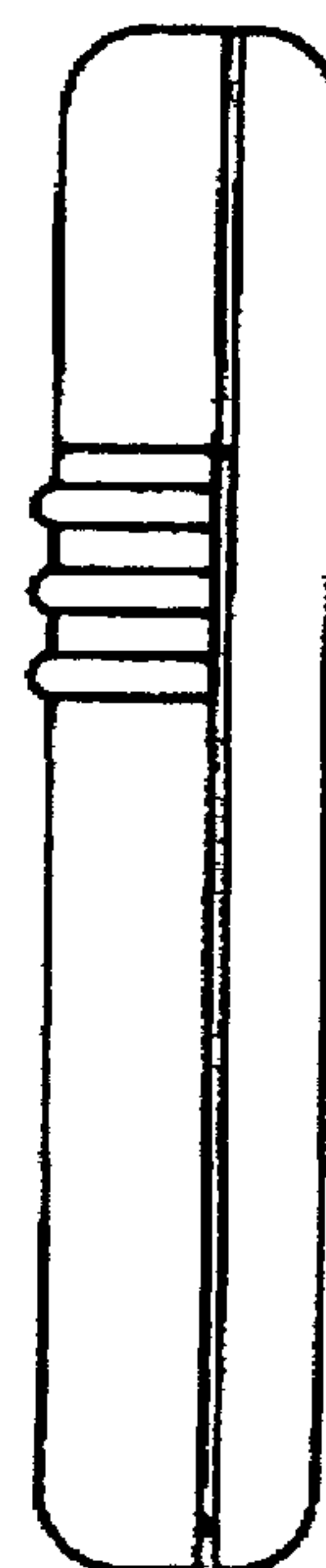


FIG. 7