



US00D464884S

(12) **United States Design Patent**  
**Sumpmann et al.**

(10) **Patent No.: US D464,884 S**

(45) **Date of Patent: \*\* \*Oct. 29, 2002**

(54) **CANISTER**

(75) Inventors: **Patrick J. Sumpmann**, Maple Grove, MN (US); **Gordon H. Meier**, Brooklyn Park, MN (US); **Sarah J. Moberg**, Minneapolis, MN (US)

(73) Assignee: **General Mills, Inc.**, Minneapolis, MN (US)

(\* ) Notice: This patent is subject to a terminal disclaimer.

(\*\*) Term: **14 Years**

(21) Appl. No.: **29/106,129**

(22) Filed: **Jun. 9, 1999**

(51) **LOC (7) Cl.** ..... **09-03**

(52) **U.S. Cl.** ..... **D9/432**

(58) **Field of Search** ..... D9/337, 341, 345-347, D9/414, 415, 420-421, 425, 429, 430-432; D7/603-604, 509, 523, 543, 545; 220/516, 557, 671, 675, 669, 4.21, 4.24; 229/125.09, 904

(56) **References Cited**

**U.S. PATENT DOCUMENTS**

2,108,431	A	*	2/1938	Cornwall	.....	229/125.08
3,096,922	A	*	7/1963	Graybill	.....	229/125.09
3,426,956	A	*	2/1969	Frohlicher	.....	229/231

4,163,496	A	*	8/1979	Dogliotti	.....	206/538
D261,479	S	*	10/1981	Marks	.....	D9/341
4,421,236	A	*	12/1983	Lowe	.....	229/231
D272,419	S	*	1/1984	Persch	.....	D9/420
4,673,126	A	*	6/1987	Hambleton	.....	229/125.09
D312,190	S	*	11/1990	Ciaccio	.....	D7/596
5,135,159	A	*	8/1992	Giblin et al.	.....	229/125.09
D364,344	S	*	11/1995	Shaw	.....	D9/421
D394,204	S	*	5/1998	Seddon	.....	D9/341

\* cited by examiner

*Primary Examiner*—Ted Shooman

*Assistant Examiner*—Carol Rademaker

(74) *Attorney, Agent, or Firm*—John A. O’Toole; Douglas J. Taylor; Timothy A. Czaja

(57) **CLAIM**

The ornamental design for a canister, as shown and described.

**DESCRIPTION**

FIG. 1 is a front, isometric view of a canister in accordance with the present invention;

FIG. 2 is a side view of the canister of FIG. 1;

FIG. 3 is an opposite side view of the canister of FIG. 1;

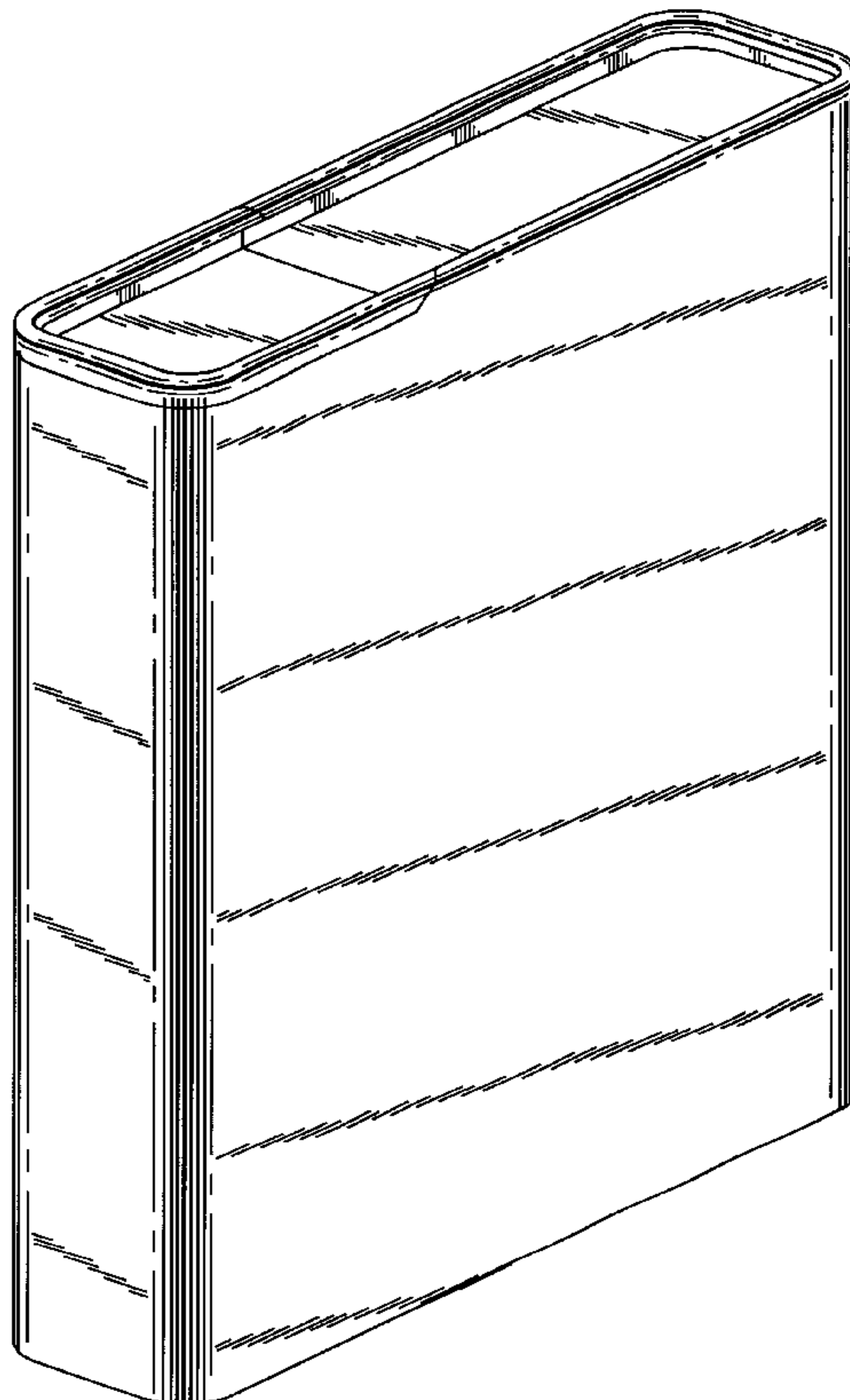
FIG. 4 is a top view of the canister of FIG. 1;

FIG. 5 is a bottom view of the canister of FIG. 1;

FIG. 6 is a front view of the canister of FIG. 1; and,

FIG. 7 is a rear view of the canister of FIG. 1.

**1 Claim, 5 Drawing Sheets**



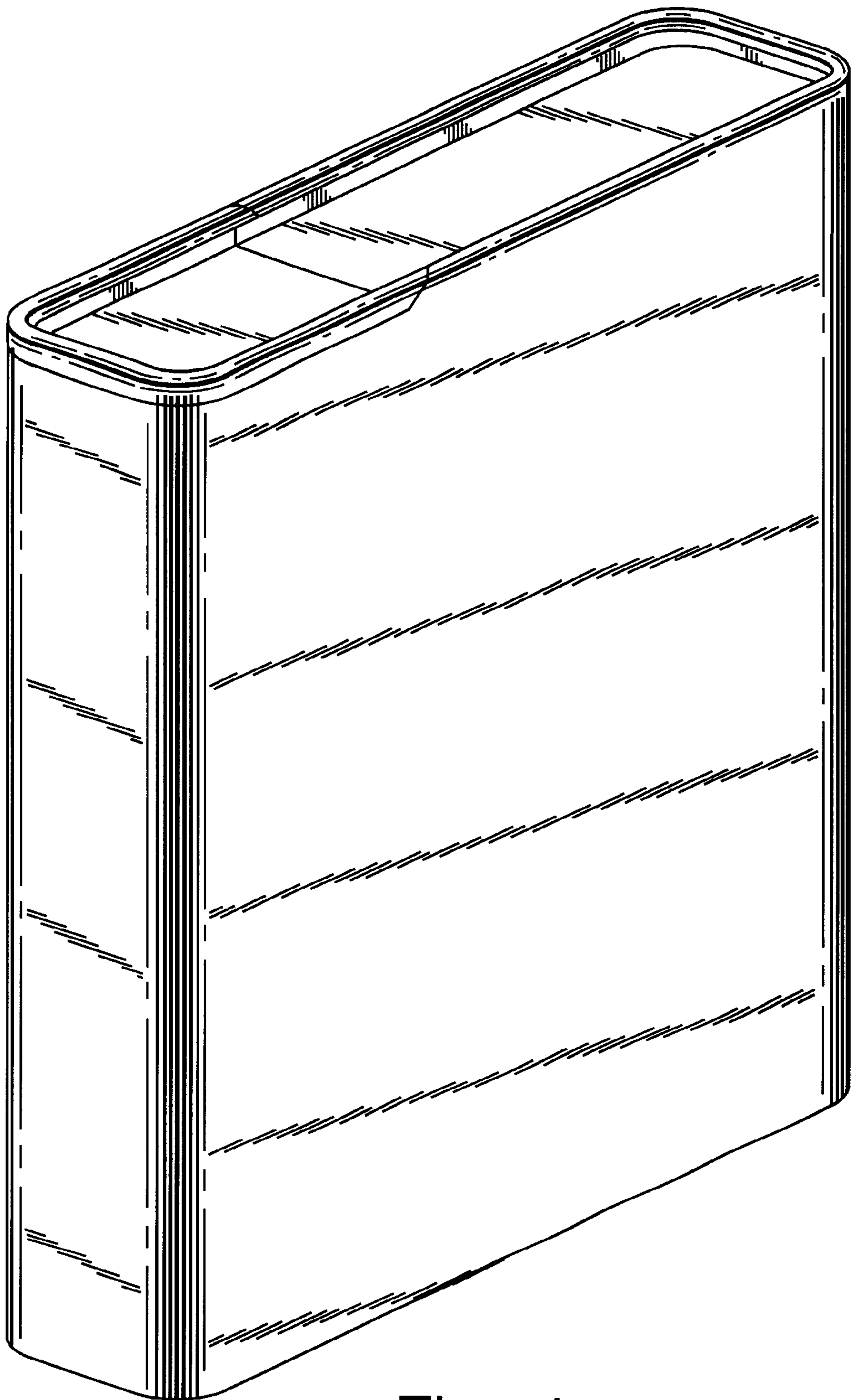


Fig . 1

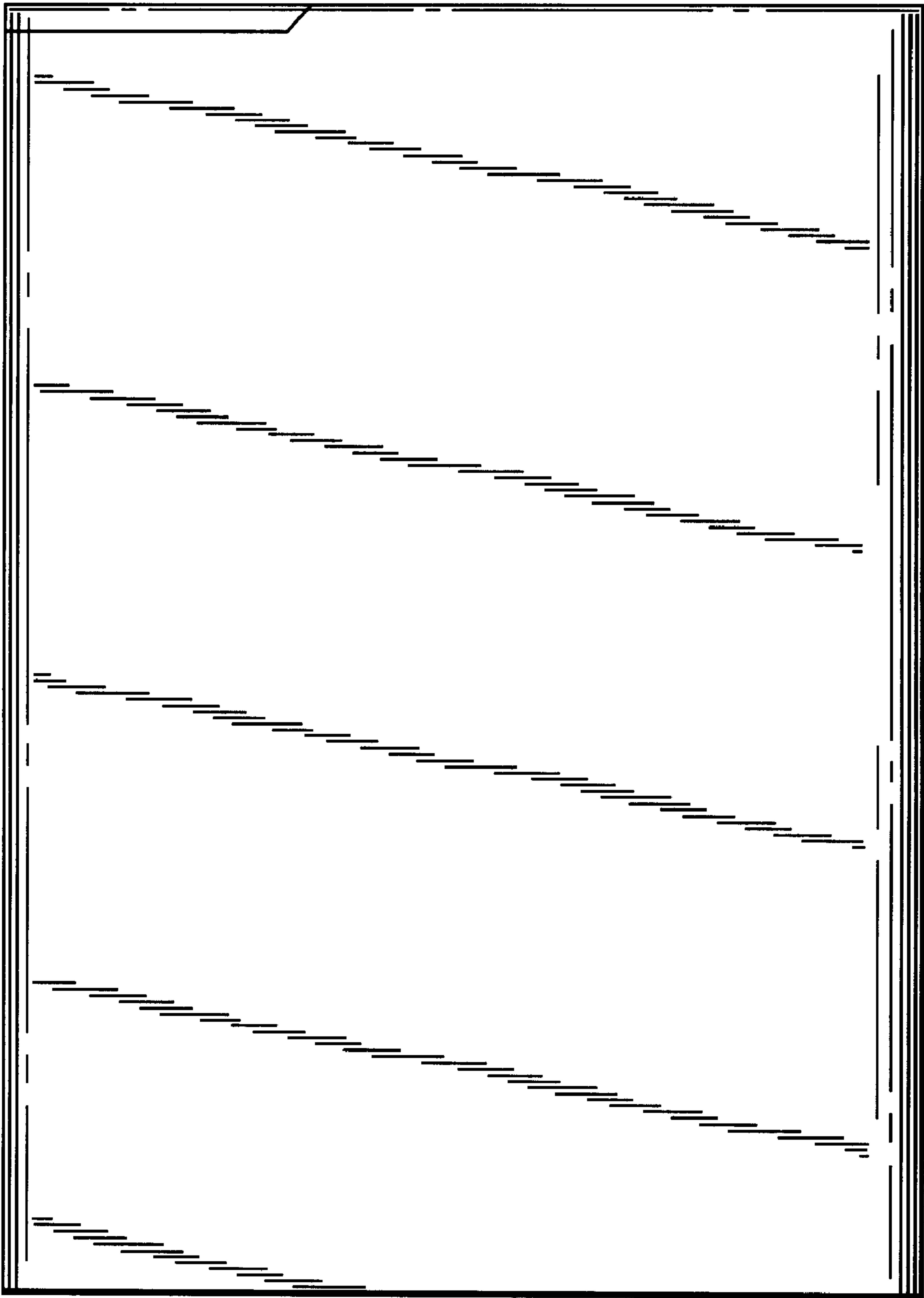


Fig . 2

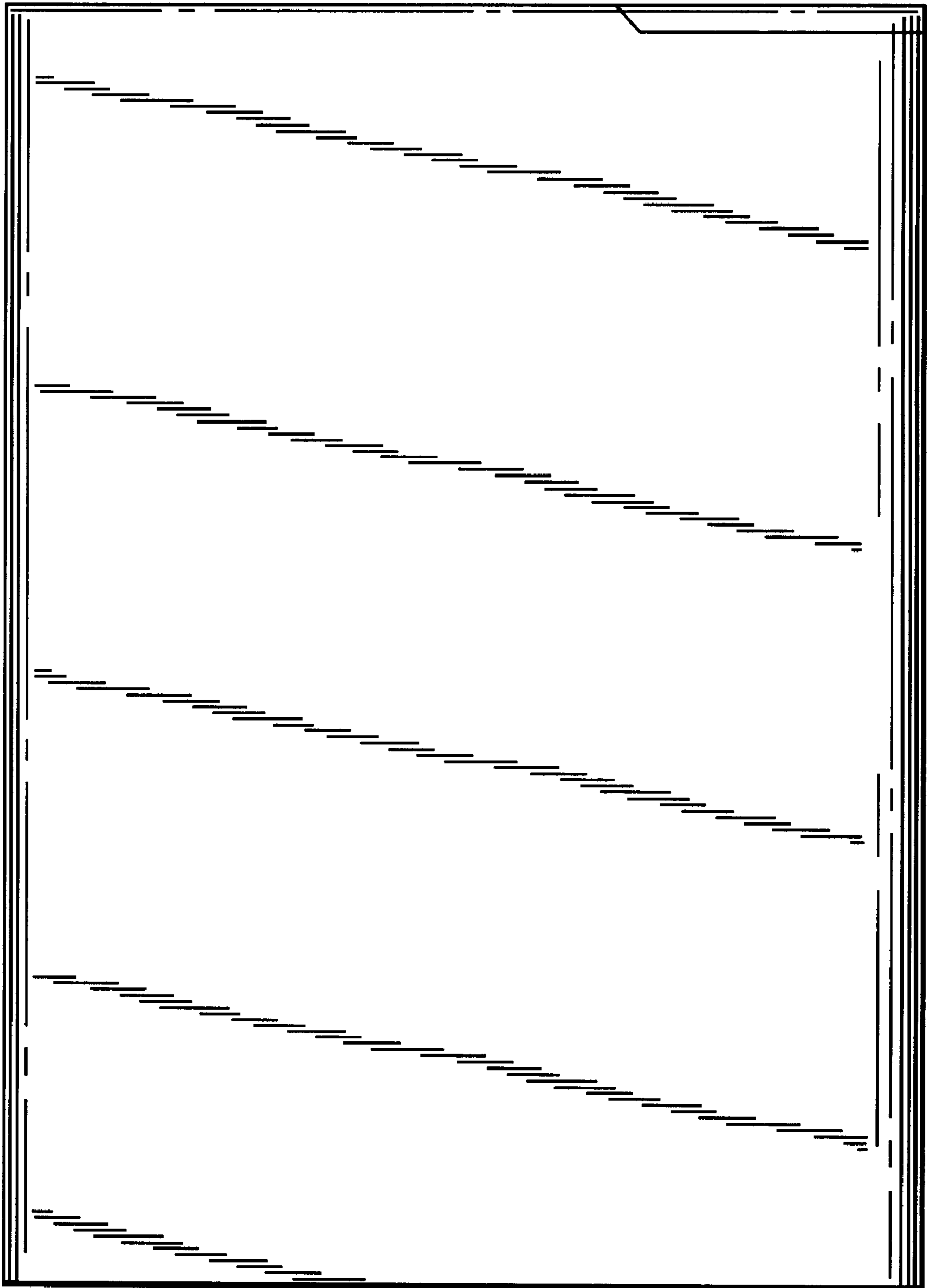


Fig . 3

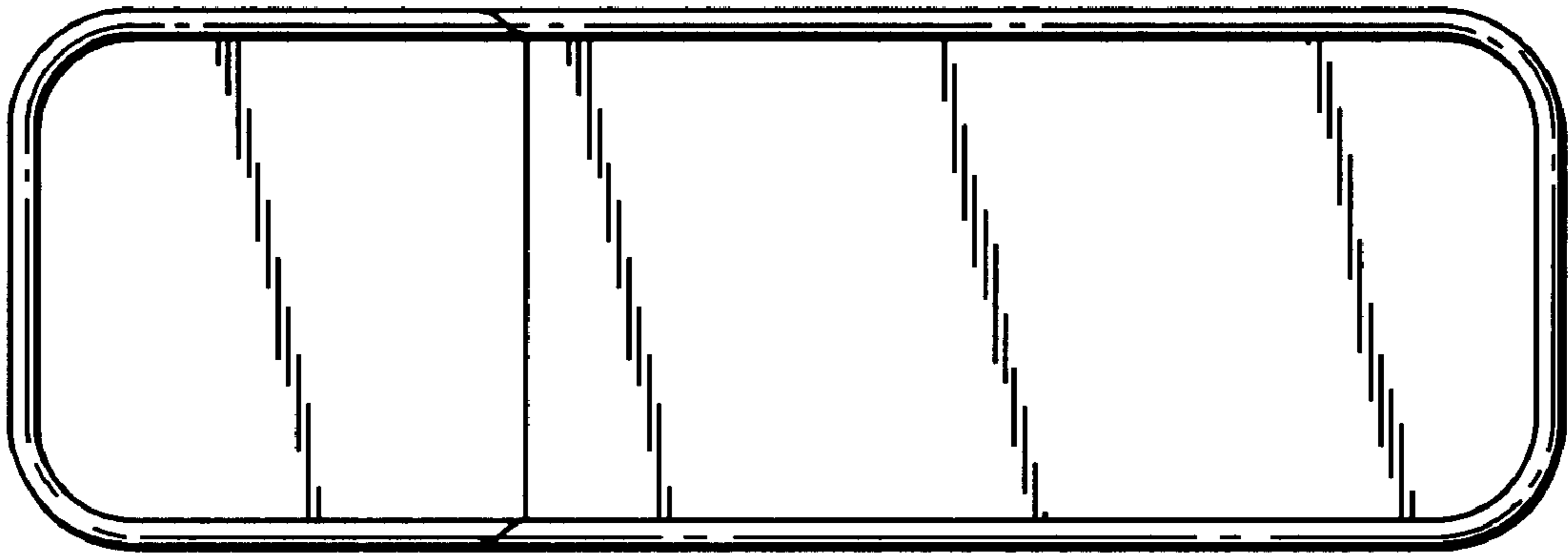


Fig . 4

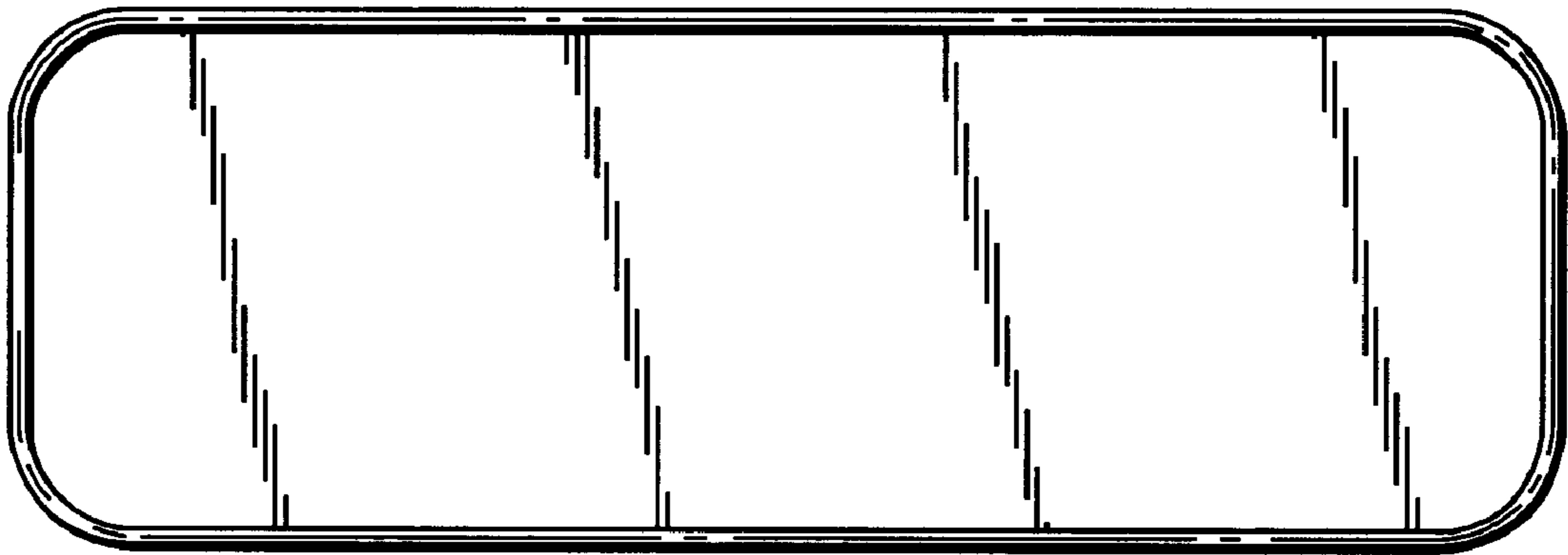


Fig . 5




Fig . 6




Fig . 7