



US00D464874S

(12) **United States Design Patent**
Tune et al.

(10) **Patent No.: US D464,874 S**

(45) **Date of Patent: ** Oct. 29, 2002**

(54) **SPRAY BOTTLE**

D438,804 S * 3/2001 Gonda et al. D9/542

(75) Inventors: **Michael P. Tune**, Bartlett, TN (US);
Ryan Spike, Libertyville, IL (US);
Michael S. Wojton, Toledo, OH (US);
Lisa A. Nibauer, Short Hills, NJ (US)

* cited by examiner

Primary Examiner—Nanda Bondade
(74) *Attorney, Agent, or Firm*—Robert A. Franks

(73) Assignee: **Schering-Plough HealthCare Products, Inc.**, Memphis, TN (US)

(57) **CLAIM**

The ornamental design for a spray bottle, as shown and described.

(**) Term: **14 Years**

DESCRIPTION

(21) Appl. No.: **29/141,054**

FIG. 1 is a perspective view of a spray bottle, showing the top, a side and the front of our new design;
FIG. 2 is a front elevational view of the spray bottle;
FIG. 3 is a back elevational view of the spray bottle;
FIG. 4 is a right side elevational view of the spray bottle;
FIG. 5 is a left side elevational view of the spray bottle;
FIG. 6 is a top plan view of the spray bottle;
FIG. 7 is a bottom plan view of the spray bottle; and,
FIG. 8 is a perspective view of the spray bottle as in FIG. 1, further having an attached overcap shown in broken lines; the overcap is shown only for illustrative purposes and forms no part of the claimed design.

(22) Filed: **Apr. 27, 2001**

(51) **LOC (7) Cl.** **09-01**

(52) **U.S. Cl.** **D9/300**

(58) **Field of Search** D9/300, 529–530,
D9/533, 542, 543, 551, 553, 556–558, 539;
215/371; 222/153.13, 321.1–321.9, 382,
383.1, 384, 531, 533–534, 556


In all of the figures, the spray nozzle is not required to be oriented in the direction depicted, as it is freely rotatable independently of the bottle portion.

(56) **References Cited**

U.S. PATENT DOCUMENTS

- D182,540 S * 4/1958 Soubier D9/539
- D349,045 S * 7/1994 Schmitt D9/300
- D400,444 S * 11/1998 Laubach et al. D9/542
- D423,741 S * 5/2000 Richiger D9/542

1 Claim, 7 Drawing Sheets






FIG. 1

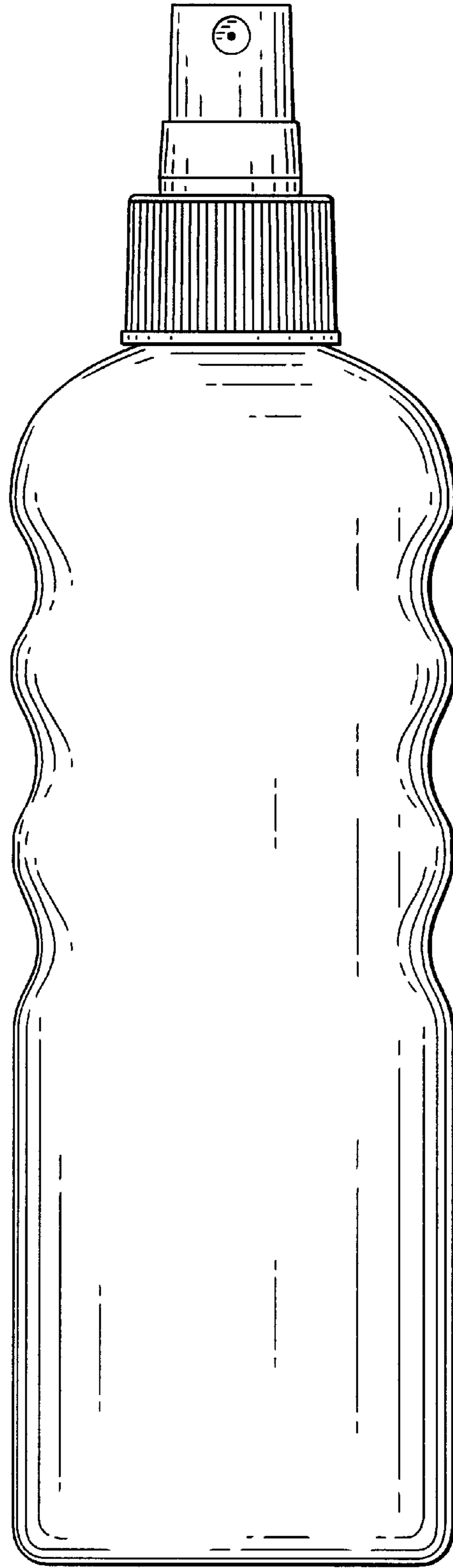


FIG. 2

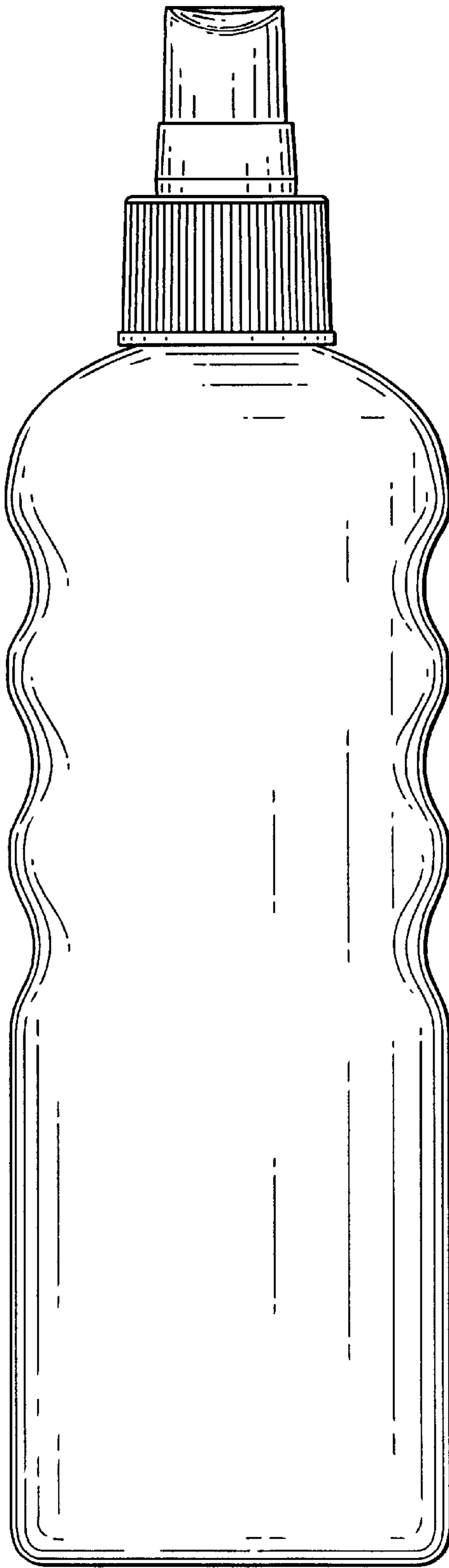


FIG. 3

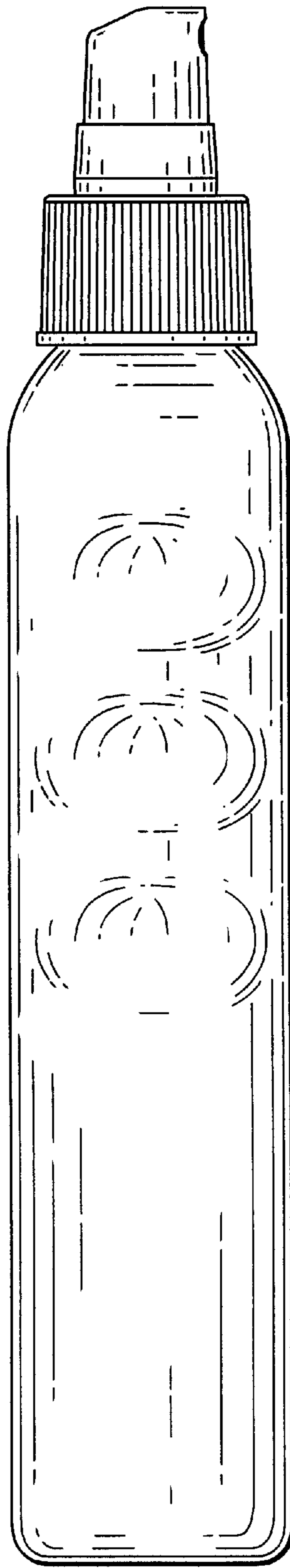


FIG. 4

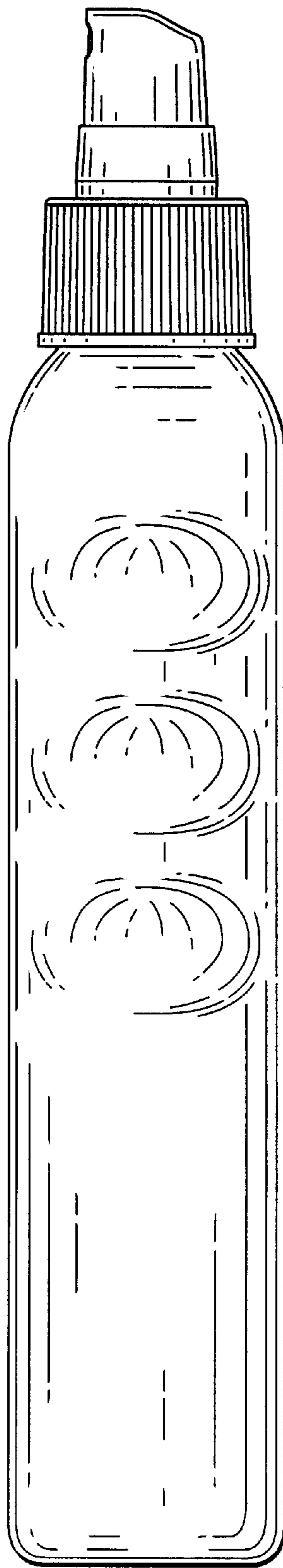


FIG. 5

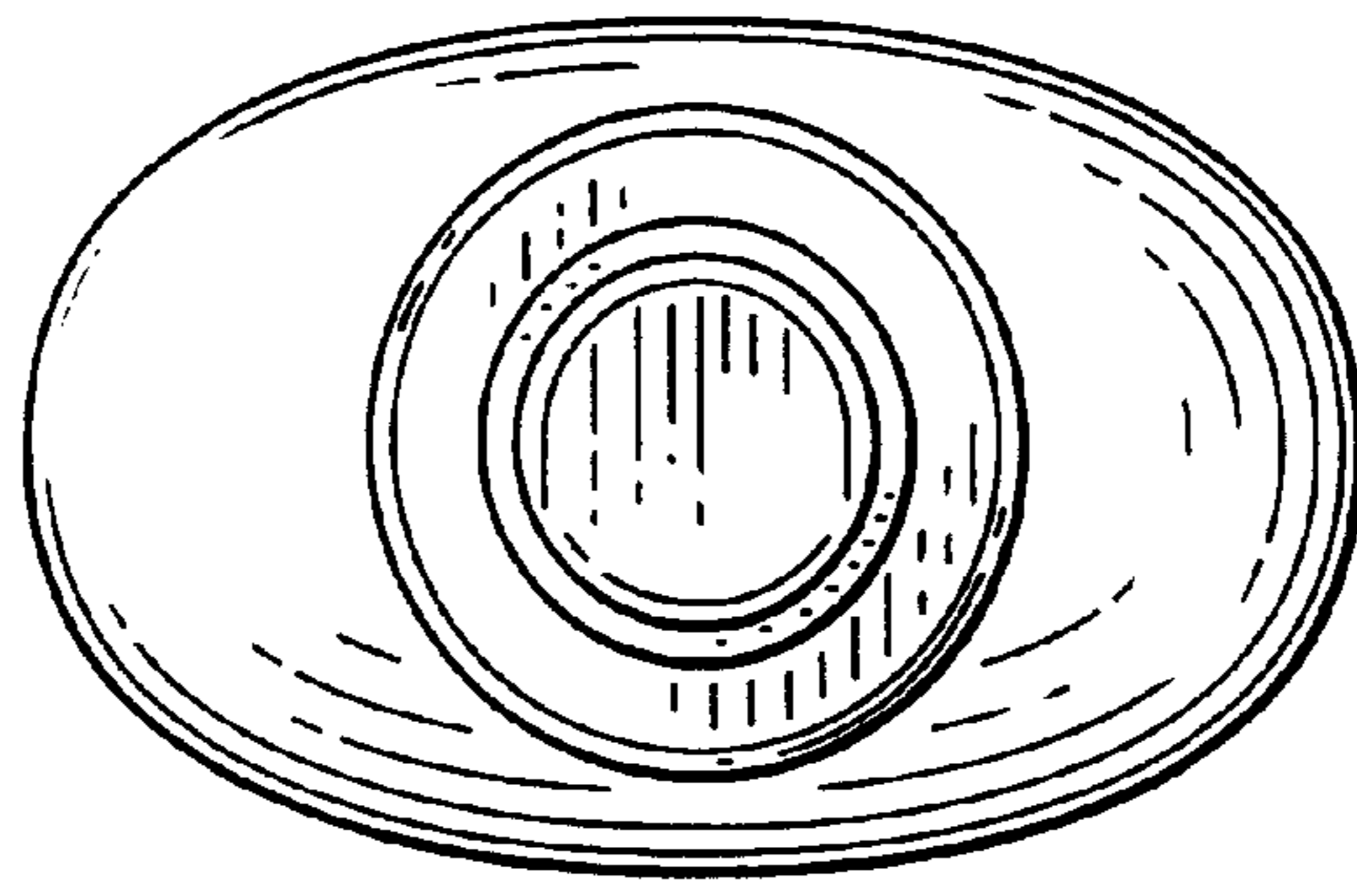


FIG. 6

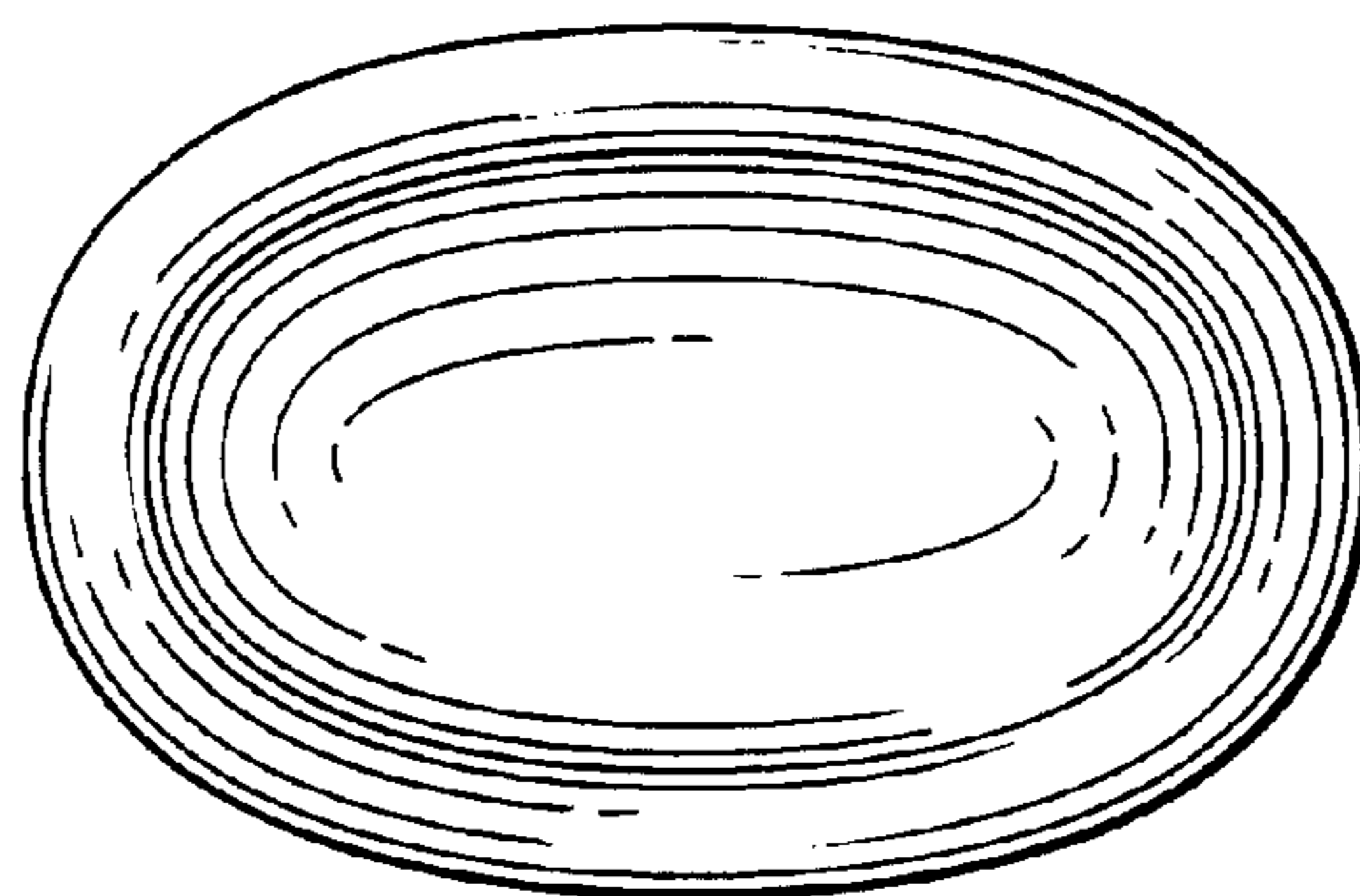


FIG. 7

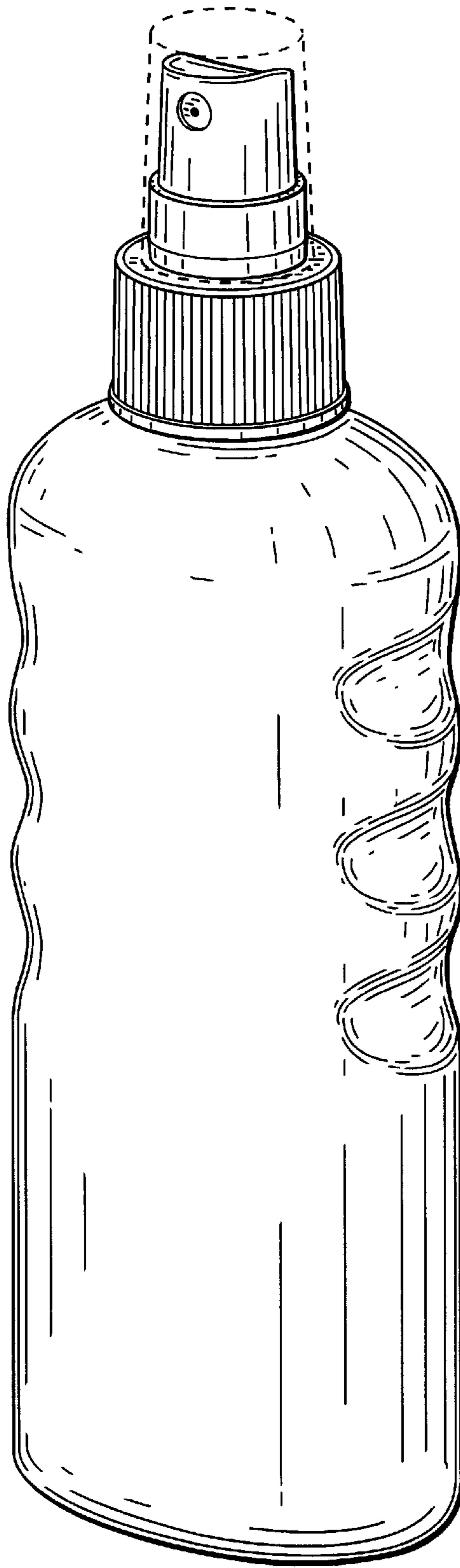


FIG. 8