



US00D464845S

(12) **United States Design Patent**
Shin

(10) **Patent No.:** **US D464,845 S**

(45) **Date of Patent:** **** Oct. 29, 2002**

(54) **GRAPHIC BURNER GRATE ON A SMOOTH CERAMIC COOKTOP OF A GAS COOKING APPLIANCE**

(75) **Inventor:** **Inho Andy Shin, Cleveland, TN (US)**

(73) **Assignee:** **Maytag Corporation, Newton, IA (US)**

(**) **Term:** **14 Years**

(21) **Appl. No.:** **29/143,790**

(22) **Filed:** **Jun. 21, 2001**

(51) **LOC (7) Cl.** **07-02**

(52) **U.S. Cl.** **D7/346**

(58) **Field of Search** D7/340, 346-9, D7/402, 406, 407; 312/236; 126/39 R, 40, 39 BA, 39 G, 211, 214 R, 214 A, 214 C; 219/443.1, 450.1, 452.11, 452.12, 472, 478, 468.1

- 5,261,387 A 11/1993 Gressenich
- D343,336 S 1/1994 Falk
- D349,004 S 7/1994 Ivanovich
- 5,357,079 A 10/1994 Henry et al.
- 5,432,320 A * 7/1995 Scheidler et al. 219/452.12
- D367,802 S 3/1996 Lewis et al.
- 5,528,015 A * 6/1996 von Blanquet et al. . 219/452.12
- 5,530,224 A 6/1996 Sassman
- D375,867 S 11/1996 Sparks
- 5,571,434 A * 11/1996 Cavener et al. 219/452.12
- D386,945 S 12/1997 Mendoza et al.
- D396,989 S 8/1998 Deo et al.
- 5,931,152 A 8/1999 Fafet et al.
- 6,051,817 A 4/2000 Morsch et al.
- 6,236,024 B1 * 5/2001 Gotz et al. 219/452.11
- 6,257,228 B1 * 7/2001 Braccini 126/214 R

* cited by examiner

Primary Examiner—B. J. Bullock

(74) *Attorney, Agent, or Firm*—Diederiks & Whitelaw, PLC

(56) **References Cited**

U.S. PATENT DOCUMENTS

- D40,225 S 8/1909 Droege
- D43,917 S 4/1913 Waterman
- D53,439 S 6/1919 Finn
- D54,602 S 3/1920 Cole
- D209,115 S 10/1967 Wright
- 3,567,906 A 3/1971 Hurko
- 3,773,027 A 11/1973 Dodd
- D230,390 S 2/1974 Tyke et al.
- 3,866,018 A 2/1975 Hurko
- D238,741 S 2/1976 Wright
- D249,864 S 10/1978 Mackay et al.
- D261,849 S 11/1981 Funaki et al.
- 4,371,780 A 2/1983 Gossler et al.
- D276,492 S 11/1984 Sasaki
- D277,448 S 2/1985 Vetter et al.
- D277,449 S 2/1985 Vetter et al.
- D289,130 S 4/1987 Rengeji et al.
- D289,847 S 5/1987 Okamoto et al.
- D312,748 S 12/1990 Jung et al.
- 5,038,747 A 8/1991 Tsuchiya et al.

(57) **CLAIM**

The ornamental design for a graphic burner grate on a smooth ceramic cooktop of a gas cooking appliance, as shown and described.

DESCRIPTION

FIG. 1 is a top right perspective view of my new design for a graphic burner grate on a smooth ceramic cooktop of a gas cooking appliance;

FIG. 2 is a top plan view of the cooktop of the invention;

FIG. 3 is a rear elevational view of the cooktop of FIGS. 1 and 2; and,

FIG. 4 is a left elevational view of the cooktop of FIGS. 1 and 2, with the right elevational view being a mirror image.

The broken lines showing gas valve control knobs, other potential graphic burner grates, and a central visual display area are for illustrative purposes only and forms no part of the claimed invention.

1 Claim, 2 Drawing Sheets

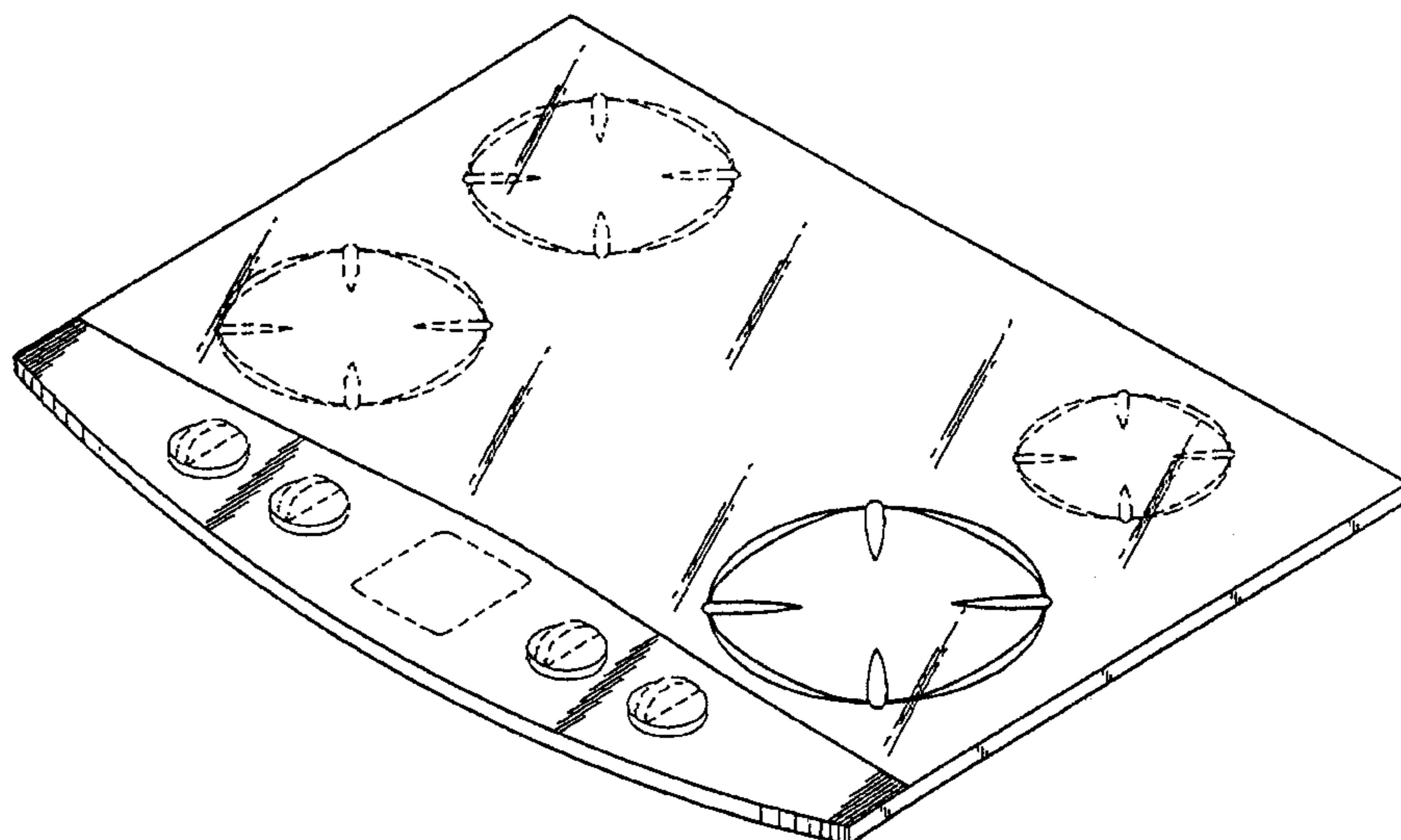


FIG. 1

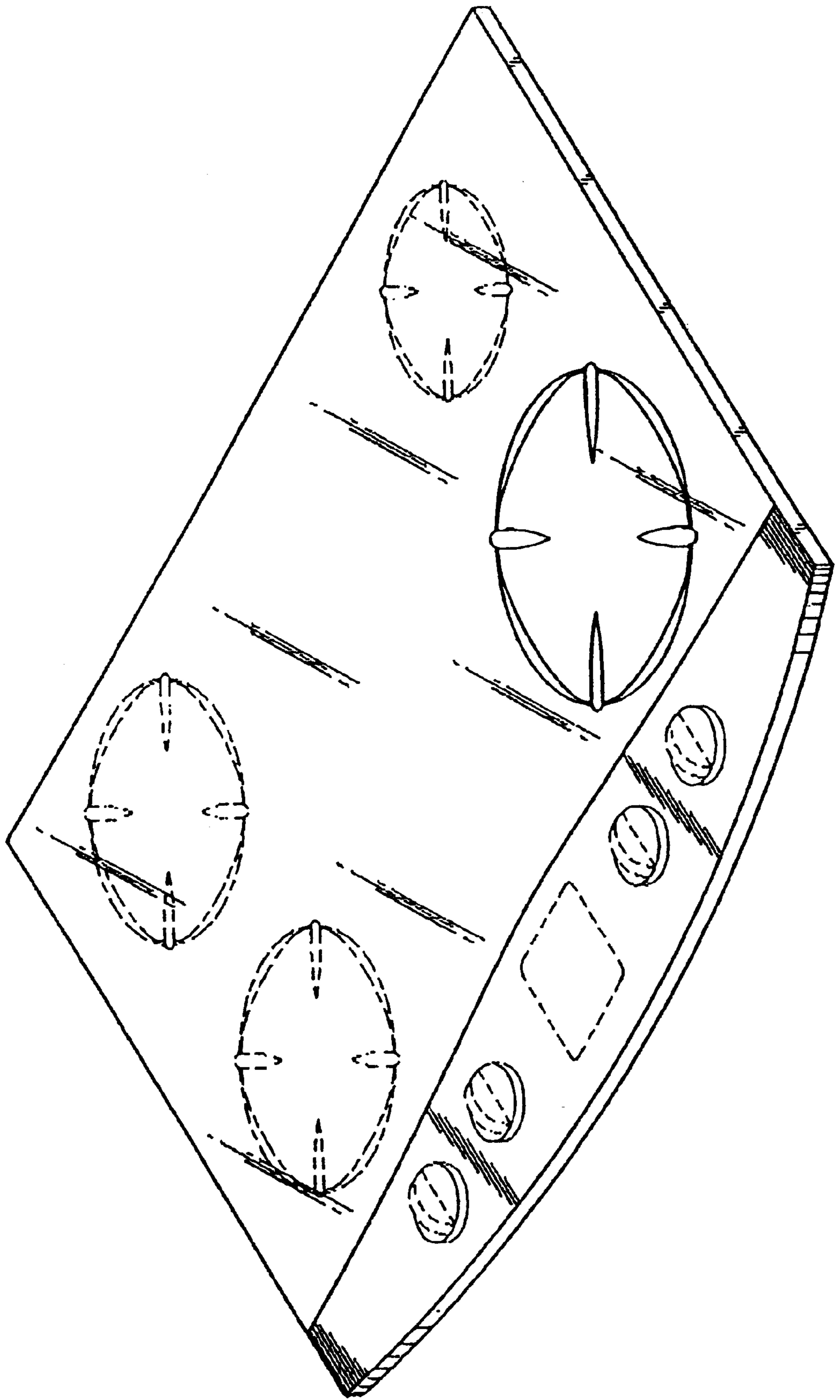


FIG. 2

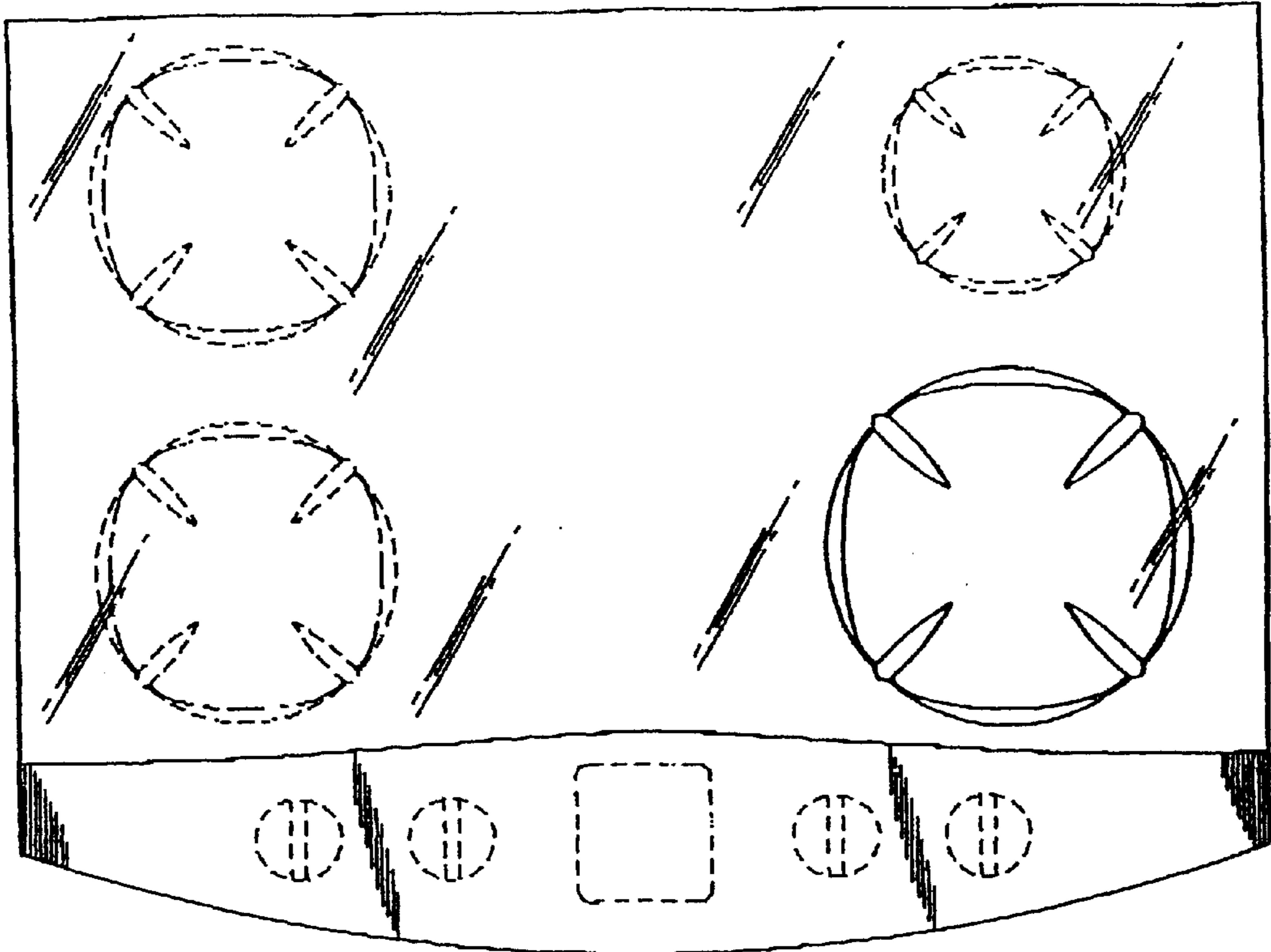


FIG. 3

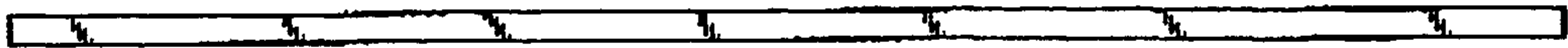


FIG. 4

