



US00D464842S

(12) **United States Design Patent**
Stadermann et al.

(10) **Patent No.:** **US D464,842 S**

(45) **Date of Patent:** **** Oct. 29, 2002**

(54) **CONTAINER**

(75) Inventors: **Marlies Stadermann**, Allershausen (DE); **Rudolf Stadermann**, Sangerhausen (DE)

(73) Assignee: **Jacqueline Stadermann**, Riestedt (DE)

(**) Term: **14 Years**

(21) Appl. No.: **29/152,230**

(22) Filed: **Dec. 19, 2001**

(51) **LOC (7) Cl.** **07-01**

(52) **U.S. Cl.** **D7/300.1; D7/313**

(58) **Field of Search** D7/300.1, 619, D7/605, 313; 220/568; D9/300, 448; 366/130; 215/5; 222/399, 394; 141/17

(56) **References Cited**

U.S. PATENT DOCUMENTS

- D100,233 S * 6/1936 Towart, Jr. D7/30.1
- D101,421 S * 9/1936 Ward D7/300.1
- D102,865 S * 1/1937 Barclay D7/300.1
- D104,644 S * 5/1937 Thompson et al. D7/313
- 2,092,596 A * 9/1937 Ward 215/4
- 2,172,035 A * 9/1939 Roth 141/17
- D119,739 S * 4/1940 D'Addario D7/300.1
- D121,052 S * 6/1940 Ward D7/300.1
- D122,785 S * 10/1940 Ward D7/300.1
- D125,632 S * 3/1941 Chapman D7/300.1
- D180,461 S * 6/1957 Rodriguez et al. D7/300.1

- 2,928,576 A * 3/1960 Kochner 222/394
- D213,489 S * 3/1969 Foxell D7/313
- D221,791 S * 9/1971 Dak Chi D7/313
- D300,896 S * 5/1989 Hagan et al. D7/300.1

* cited by examiner

Primary Examiner—M. N. Pandozzi

(74) *Attorney, Agent, or Firm*—Greenblum & Bernstein, P.L.C.

(57) **CLAIM**

I claim the ornamental design for a container, as shown and described.

DESCRIPTION

FIG. 1 is a perspective top side view of a container bottle with a siphon cap installed thereon. A bent tube extends from the front side of the siphon cap;

FIG. 2 is a front side view of the design embodiment shown in FIG. 8;

FIG. 3 is a back side view of the design embodiment shown in FIG. 8;

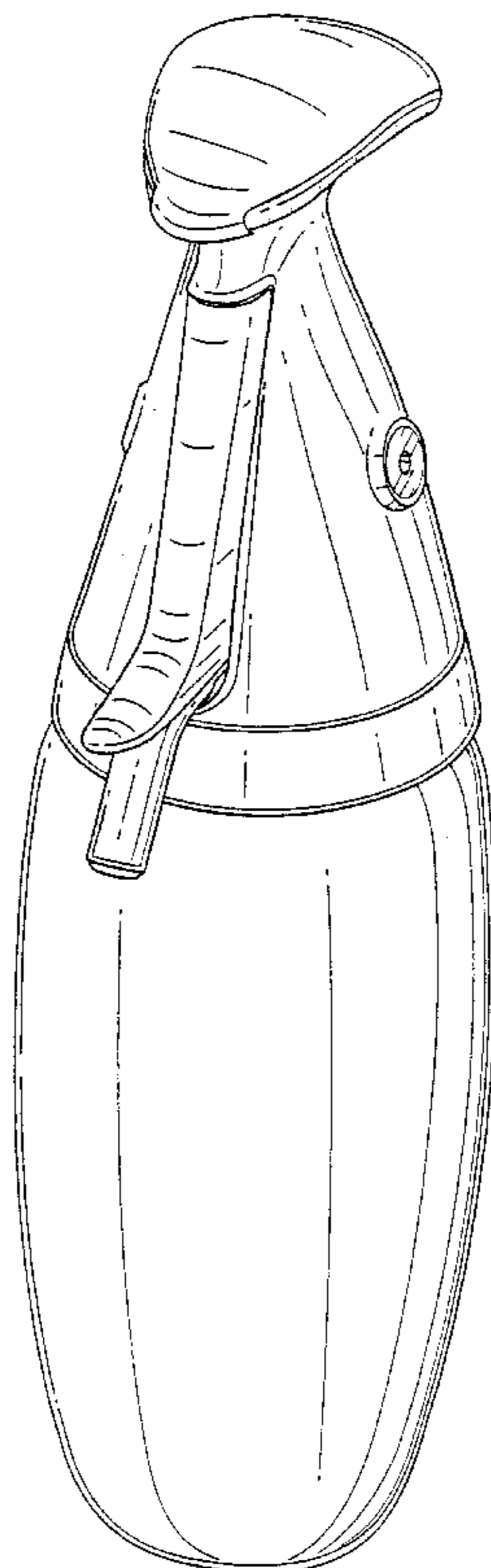
FIG. 4 is a left side view of the design embodiment shown in FIG. 8;

FIG. 5 is a right side view of the design embodiment shown in FIG. 8;

FIG. 6 is a top view of the design embodiment shown in FIG. 8; and,

FIG. 7 is a bottom view of the design embodiment shown in FIG. 8.

1 Claim, 6 Drawing Sheets



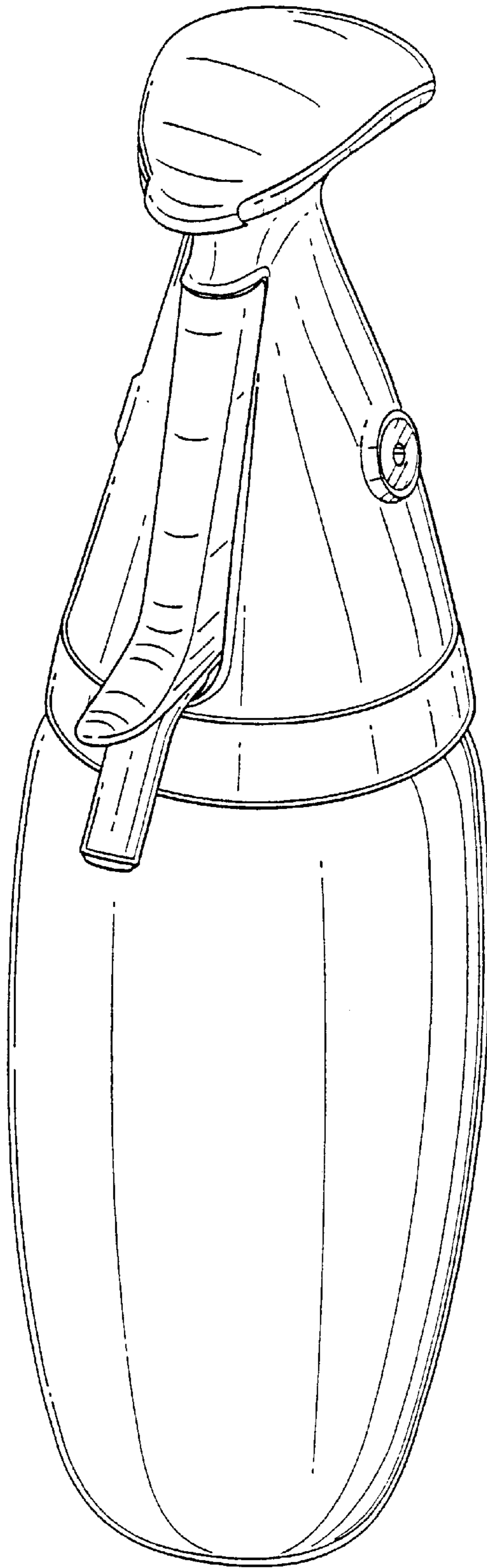


FIG. 1

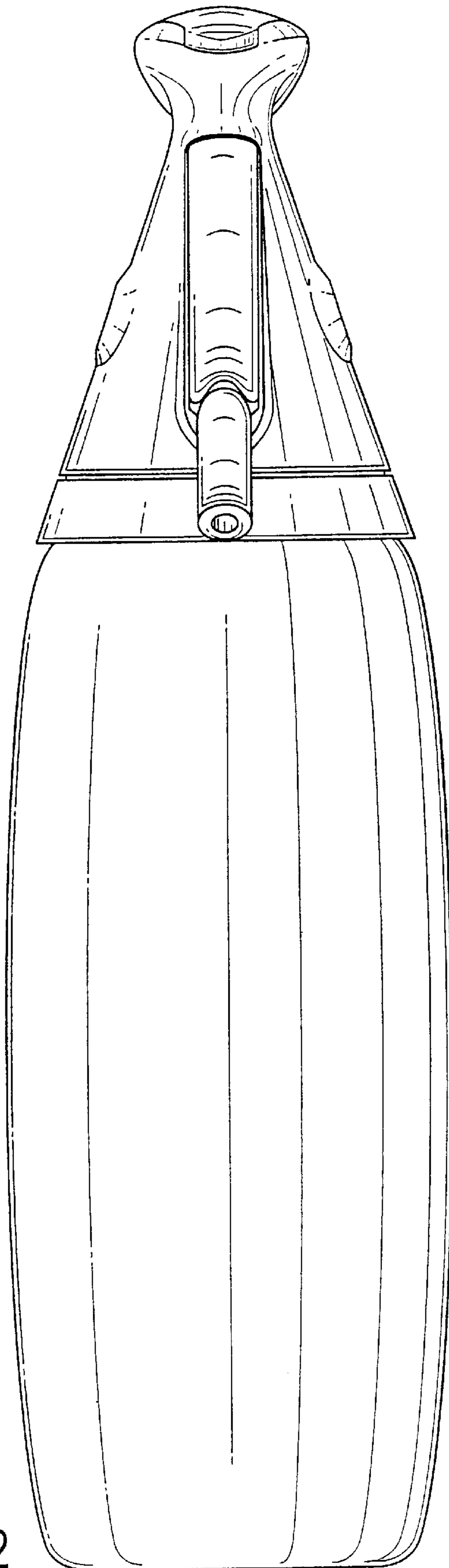


FIG. 2

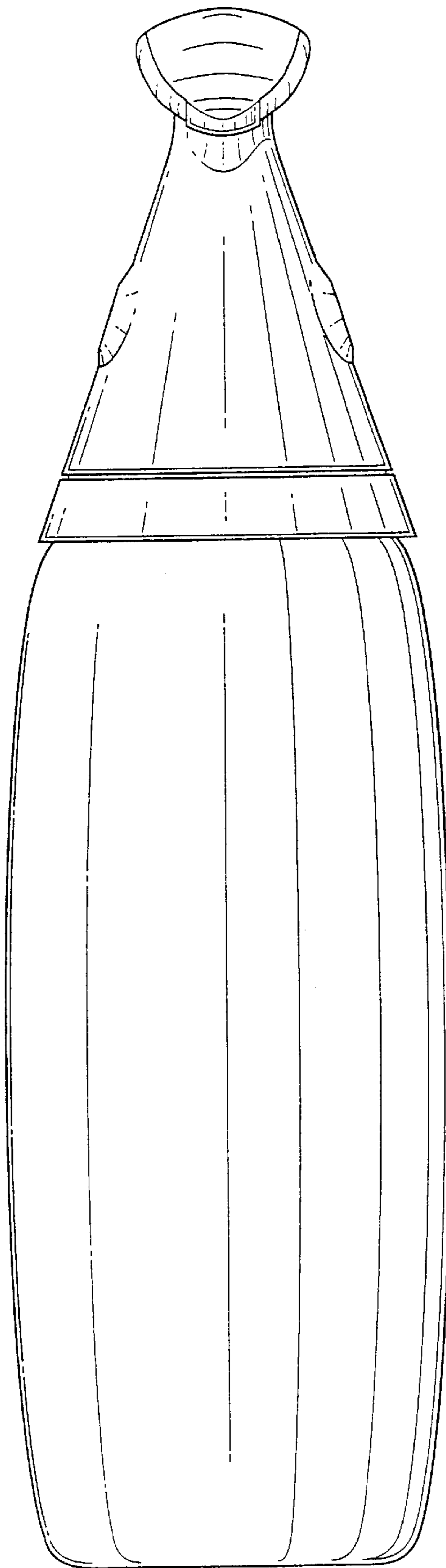


FIG. 3




FIG. 4




FIG. 5

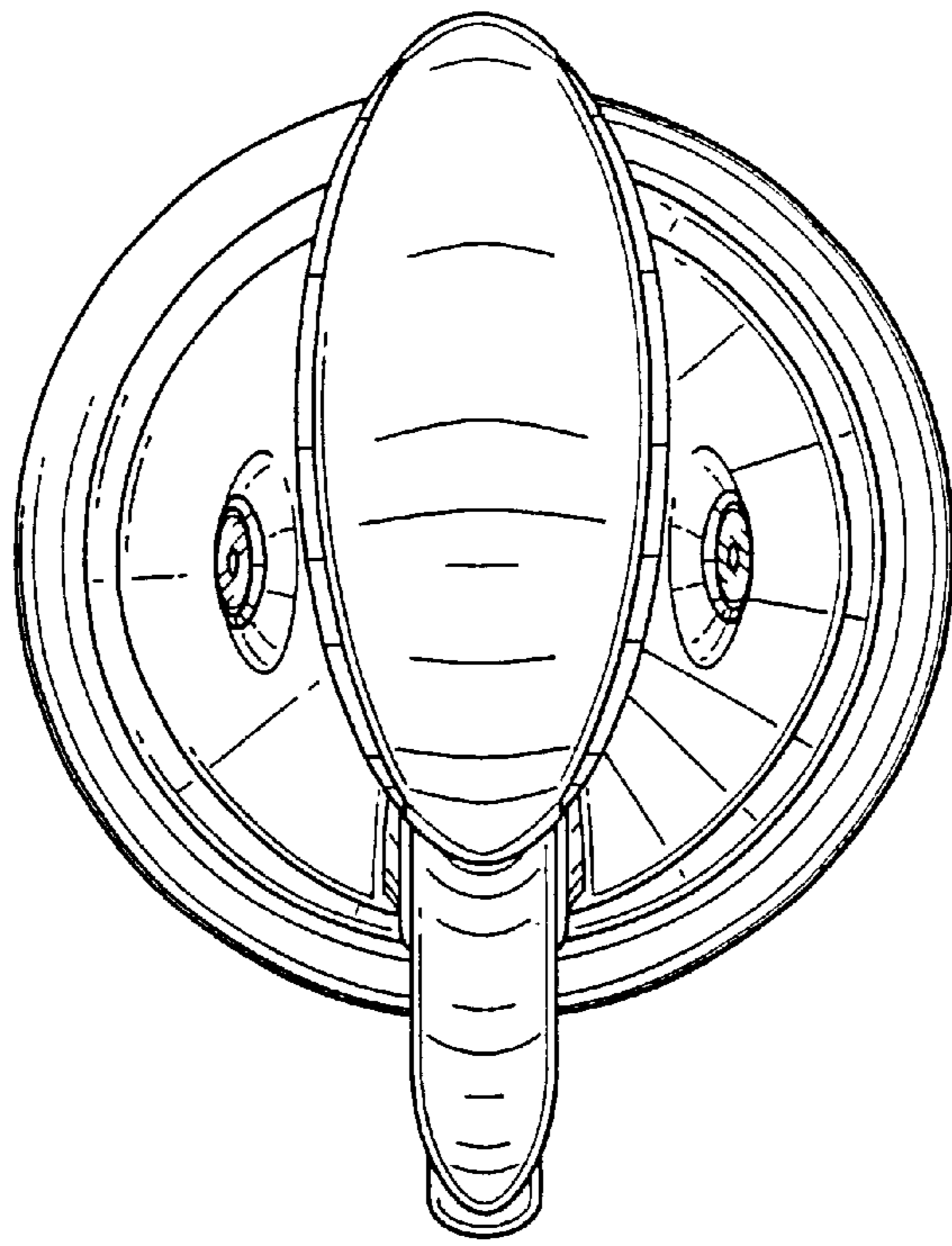


FIG. 6

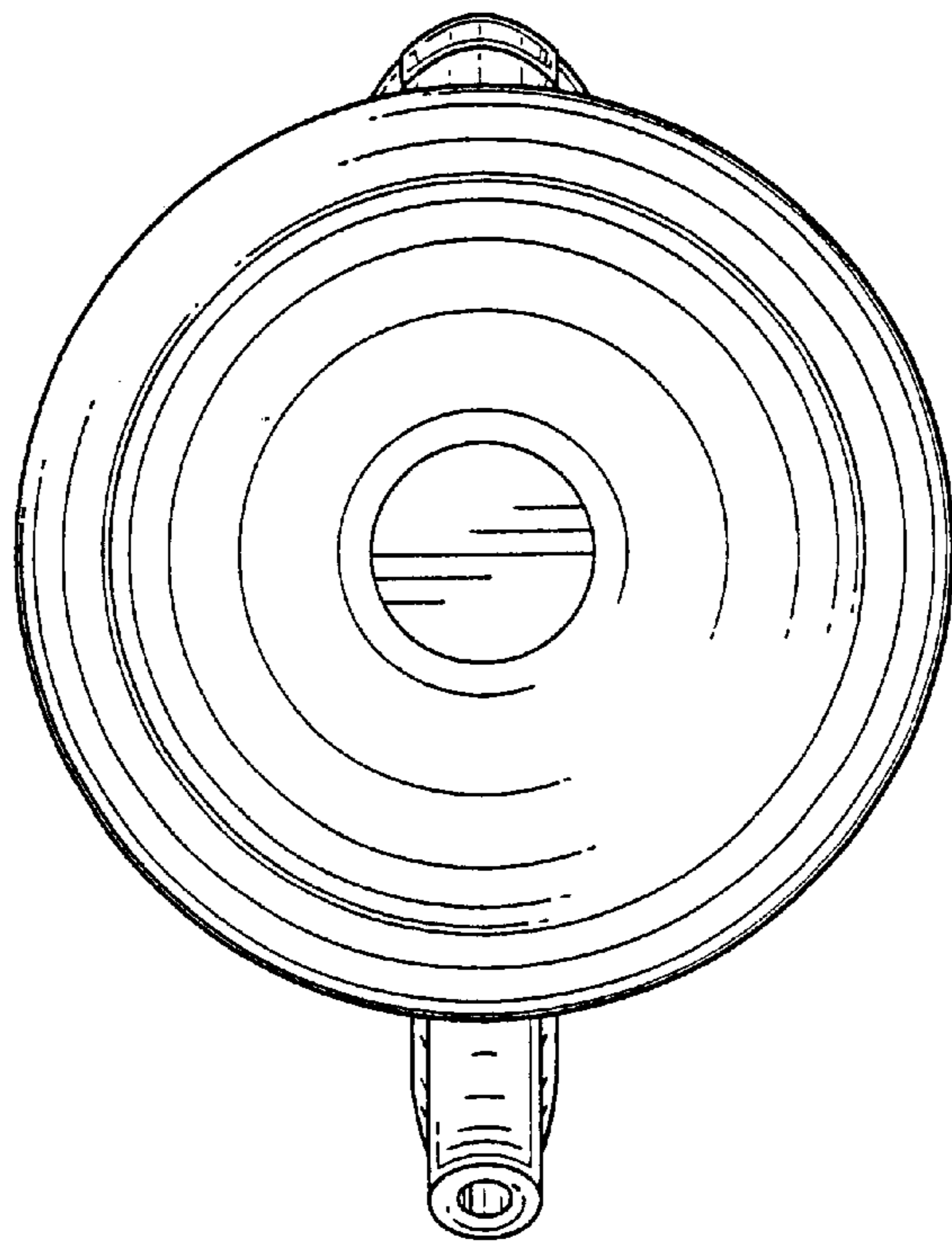


FIG. 7