



US00D464828S

(12) **United States Design Patent**
Vaaler

(10) **Patent No.:** **US D464,828 S**

(45) **Date of Patent:** **** Oct. 29, 2002**

(54) **TABLE**

(75) **Inventor:** **Lawrence I. Vaaler**, Lenoir, NC (US)

(73) **Assignee:** **Bernhardt, L.L.C.**, Lenoir, NC (US)

(**) **Term:** **14 Years**

(21) **Appl. No.:** **29/149,343**

(22) **Filed:** **Oct. 9, 2001**

(51) **LOC (7) Cl.** **06-03**

(52) **U.S. Cl.** **D6/480**

(58) **Field of Search** D6/480-489, 495-499,
D6/511; 108/150, 153.1, 155, 156, 161;
248/188, 188.1, 188.8

(56) **References Cited**

U.S. PATENT DOCUMENTS

D448,213 S * 9/2001 OHare et al. D6/480
D448,951 S * 10/2001 OHare et al. D6/480

OTHER PUBLICATIONS

Thomasville, Villa Capri, Dec. 1994, p. 7, table.*
Thomasville, American Oak, Aug. 1983, p. 2, table at
bottom.*
Ethan Allen c1998, p. 336, table ornament at left.*

* cited by examiner

Primary Examiner—Janice E. Seeger

(74) *Attorney, Agent, or Firm*—MacCord Mason PLLC

(57) **CLAIM**

The ornamental design for a table, as shown and described.

DESCRIPTION

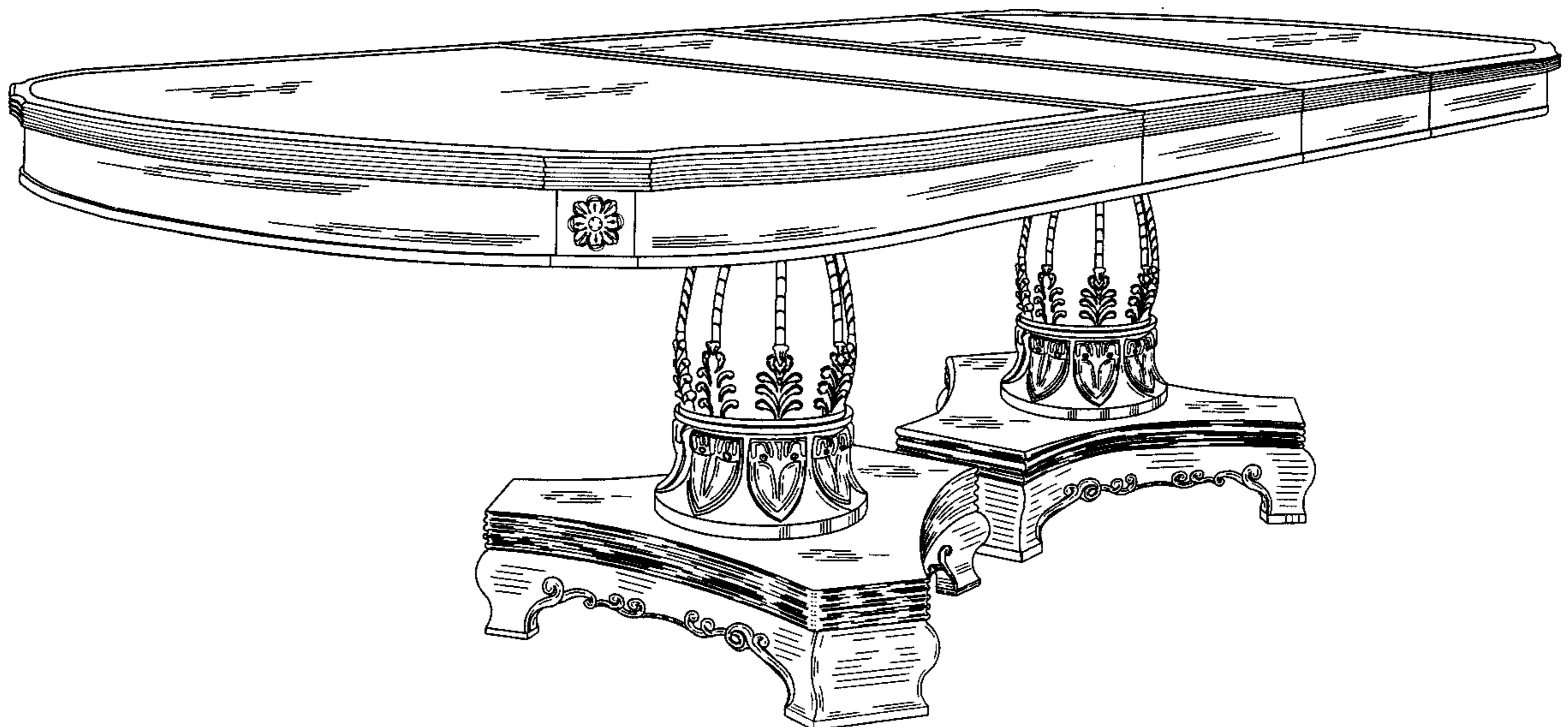
FIG. 1 is a front perspective view of a table showing my new
design;

FIG. 2 is a front view thereof;

FIG. 3 is a side view, the opposite side being a mirror image
thereof; and,

FIG. 4 is a top view thereof.

1 Claim, 4 Drawing Sheets



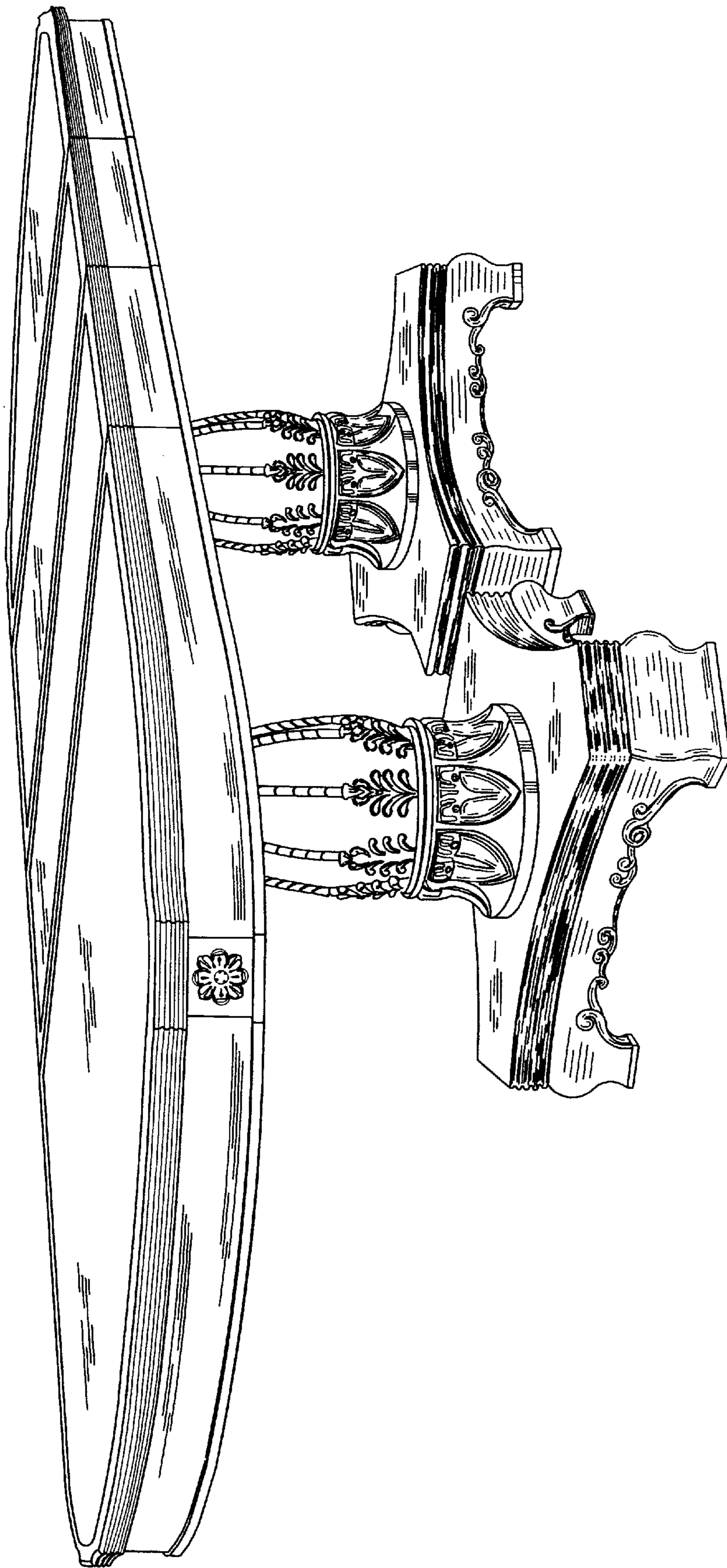


FIG. 1

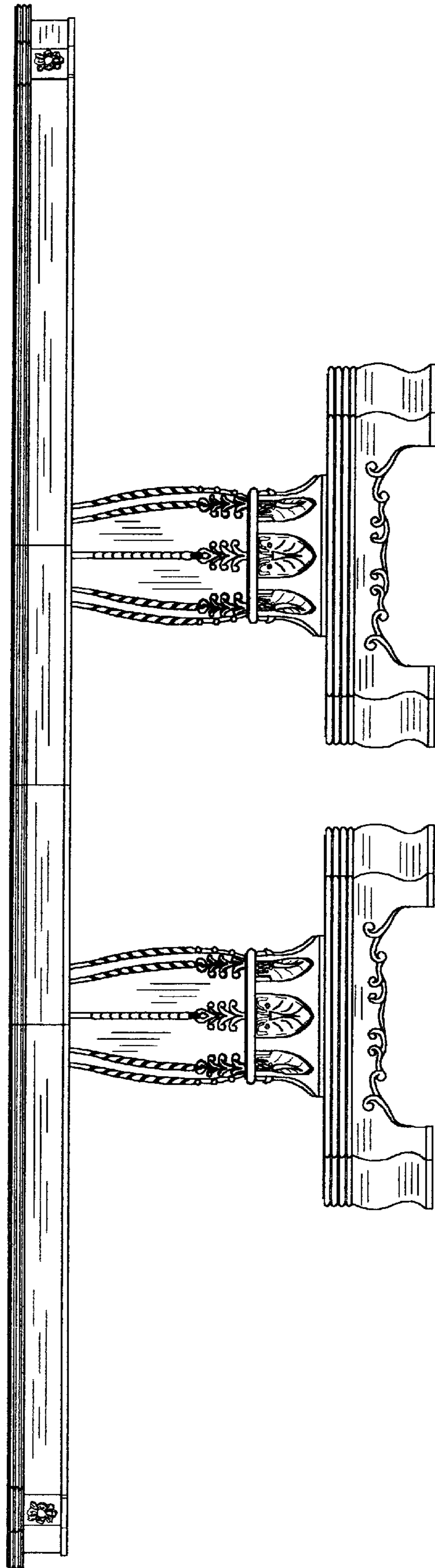


FIG. 2




FIG. 3

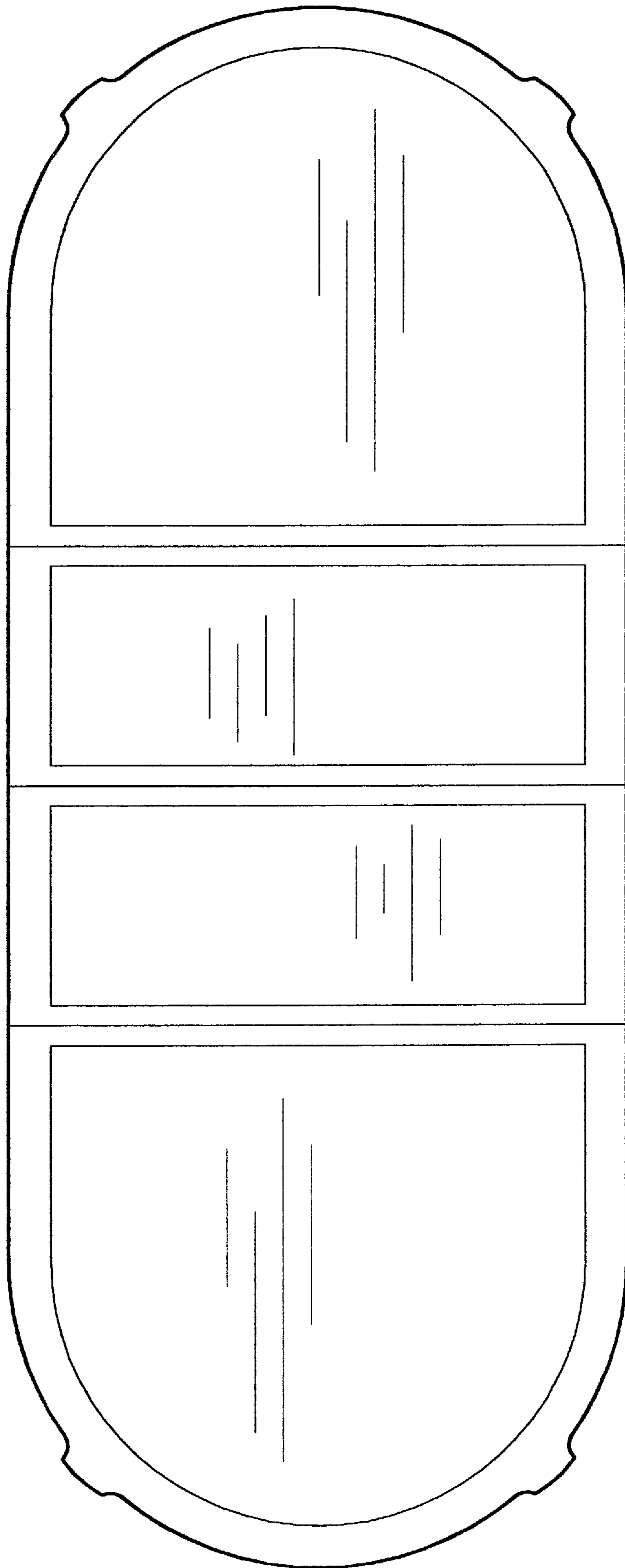


FIG. 4