



US00D464824S

(12) **United States Design Patent**
Winter

(10) **Patent No.:** **US D464,824 S**

(45) **Date of Patent:** **** Oct. 29, 2002**

(54) **LINEN CABINET**

D439,762 S * 4/2001 Harwanko D6/436

(75) Inventor: **Paul H. Winter**, Newark, DE (US)

* cited by examiner

(73) Assignee: **Zenith Products Corp.**, New Castle, DE (US)

Primary Examiner—Cathron C. Brooks

(74) *Attorney, Agent, or Firm*—Edgar A. Zarins; Lloyd D. Doigan

(*) Notice: This patent is subject to a terminal disclaimer.

(**) Term: **14 Years**

(57) **CLAIM**

The ornamental design for a linen cabinet, as shown and described.

(21) Appl. No.: **29/137,444**

(22) Filed: **Feb. 20, 2001**

DESCRIPTION

(51) **LOC (7) Cl.** **06-04**

(52) **U.S. Cl.** **D6/436; D6/437**

(58) **Field of Search** D6/396, 432–448, D6/510, 553, 559, 561, 569, 470; 312/194, 196, 204, 213, 278, 279, 330.1, 348.3, 348.4

FIG. 1 is a perspective view of a linen cabinet showing my new design;

FIG. 2 is a front elevational view thereof;

FIG. 3 is a left side view thereof, the opposite side being a mirror image of the side shown; and,

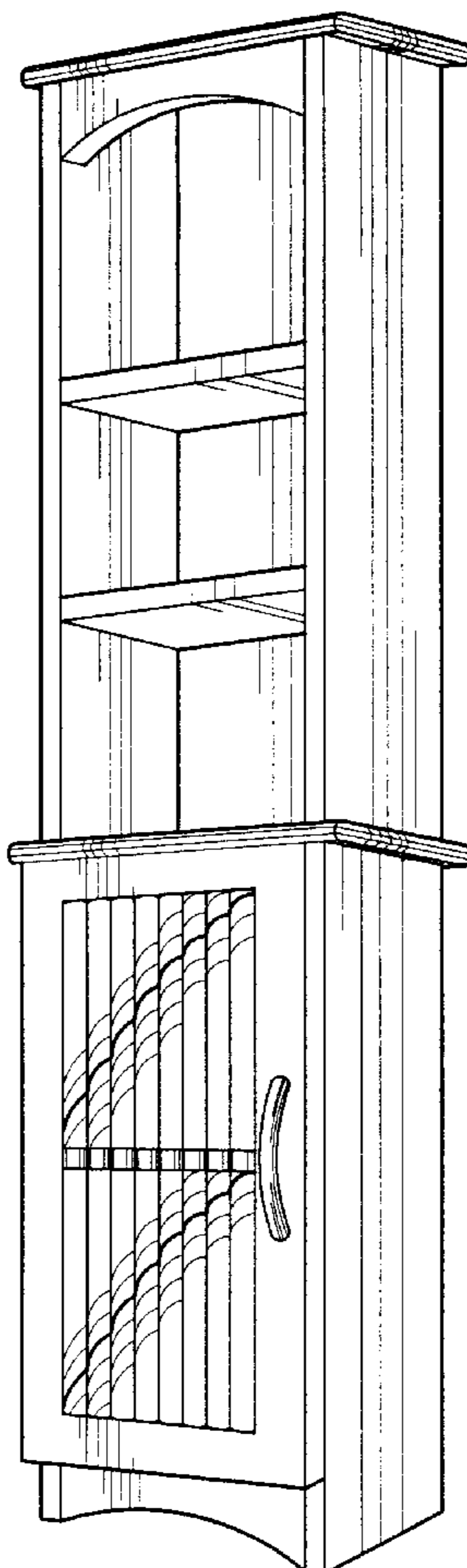
FIG. 4 is a top plan view thereof.

(56) **References Cited**

U.S. PATENT DOCUMENTS

D314,093 S * 1/1991 Bush et al. D6/436

1 Claim, 2 Drawing Sheets



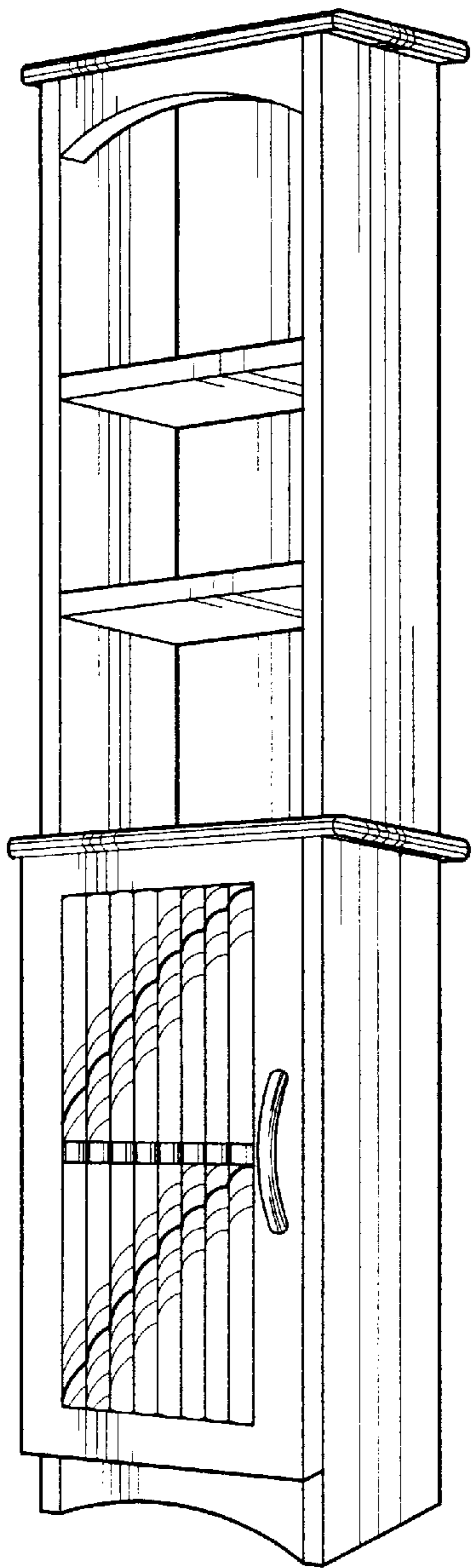


Fig-1

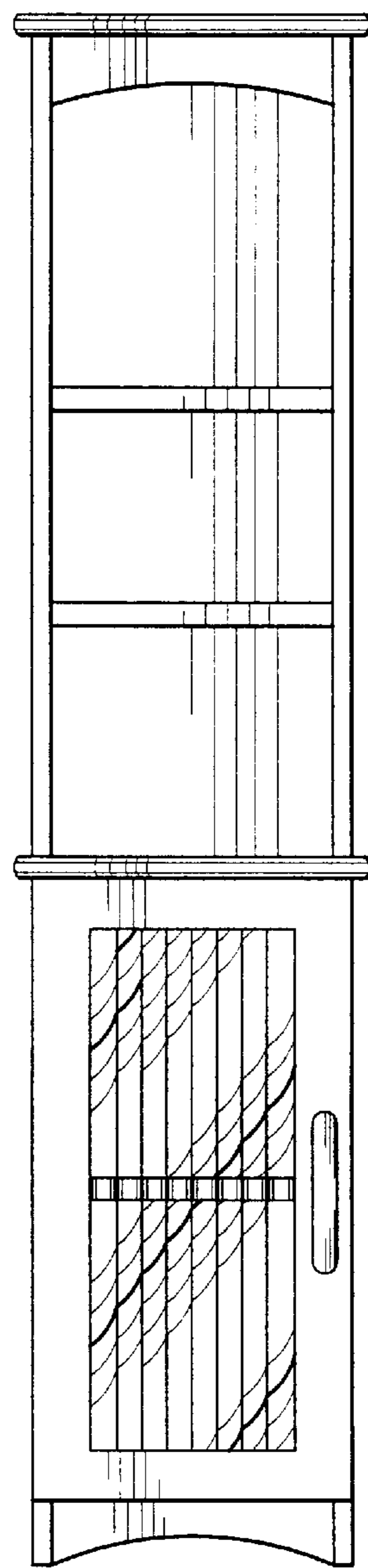


Fig-2




Fig-3




Fig-4