



US00D464822S

(12) **United States Design Patent**
Vaaler

(10) **Patent No.:** **US D464,822 S**

(45) **Date of Patent:** **** Oct. 29, 2002**

(54) **CHAIR**

D441,975 S * 5/2001 McDaniel et al. D6/379

(75) Inventor: **Lawrence I. Vaaler**, Lenoir, NC (US)

OTHER PUBLICATIONS

(73) Assignee: **Bernhardt, L.L.C.**, Lenoir, NC (US)

Smith & Watson, p. 97, chair D-289 at bottom.*

(**) Term: **14 Years**

* cited by examiner

(21) Appl. No.: **29/149,697**

Primary Examiner—Gary D. Watson

(22) Filed: **Oct. 15, 2001**

(74) *Attorney, Agent, or Firm*—MacCord Mason PLLC

(51) **LOC (7) Cl.** **06-01**

(52) **U.S. Cl.** **D6/379; D6/359**

(58) **Field of Search** D6/334, 358, 359,
D6/374, 375, 379, 380, 500, 501, 502;
297/445.1, 446.1

(57) **CLAIM**

The ornamental design for a chair, as shown and described.

DESCRIPTION

(56) **References Cited**

U.S. PATENT DOCUMENTS

D293,168 S * 12/1987 Tarlow D6/334
D364,743 S * 12/1995 Lewis D6/334
D376,051 S * 12/1996 Lewis D6/334


FIG. 1 is a left front perspective view of a chair showing my new design;

FIG. 2 is a front view thereof;

FIG. 3 is a side view, the opposite side being a mirror image thereof; and,

FIG. 4 is a rear view thereof.

1 Claim, 4 Drawing Sheets






FIG. 1




FIG. 2

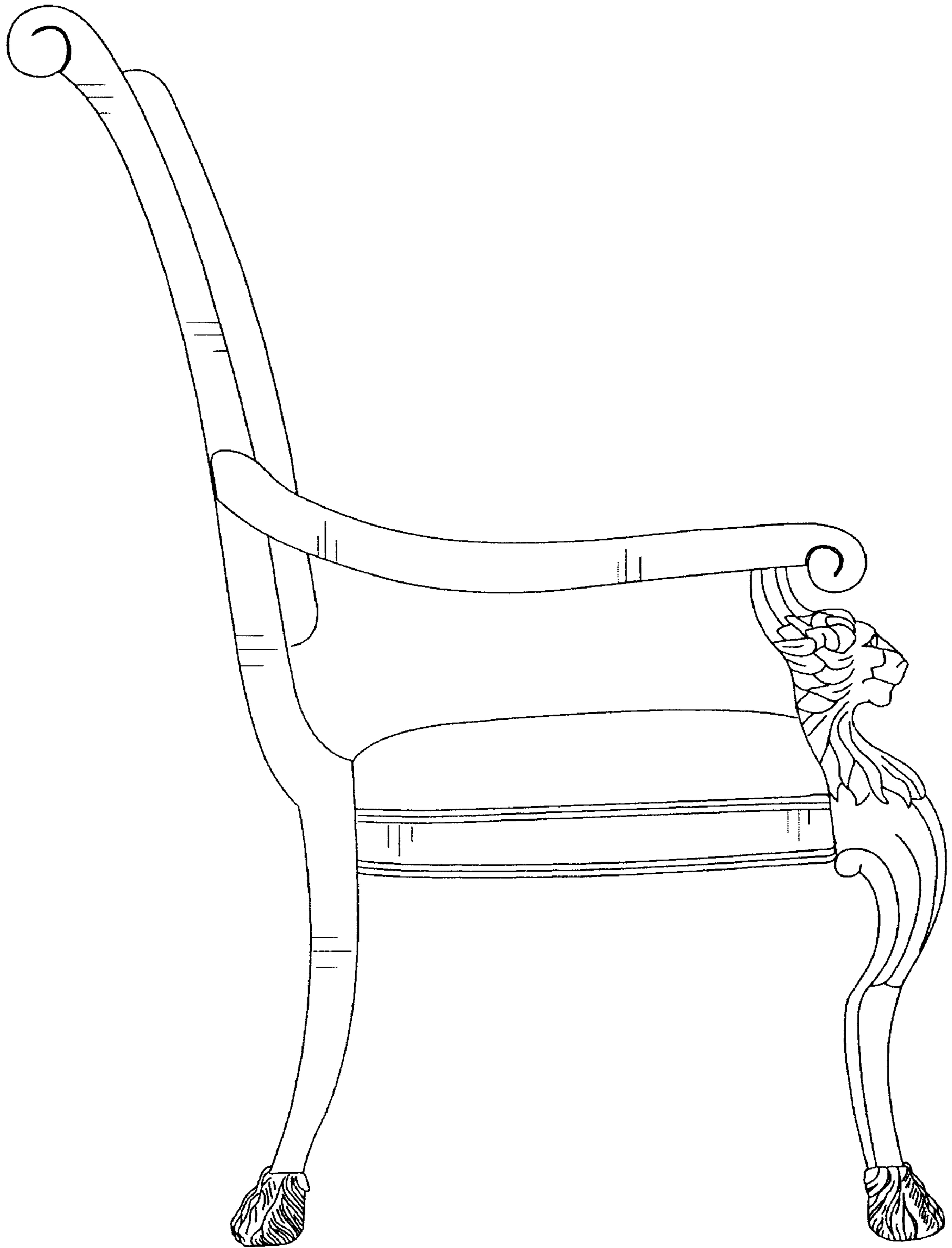


FIG. 3




FIG. 4