



US00D464818S

(12) **United States Design Patent**
Adman et al.

(10) **Patent No.:** **US D464,818 S**

(45) **Date of Patent:** **** Oct. 29, 2002**

(54) **FOLDING CHAIR**

(75) Inventors: **Tove Adman**, Stockholm (SE); **Hans Edblad**, Grisslehamn (SE)

(73) Assignee: **FAFNER FORM ek for**, Grisslehamn (SE)

(**) Term: **14 Years**

(21) Appl. No.: **29/137,634**

(22) Filed: **Feb. 27, 2001**

(30) **Foreign Application Priority Data**

Aug. 29, 2000 (SE) 00-1551

(51) **LOC (7) Cl.** **06-01**

(52) **U.S. Cl.** **D6/362**

(58) **Field of Search** D6/334, 335, 362,
D6/368, 500-502, 553, 555, 567; D23/304;
297/14, 130

(56) **References Cited**

U.S. PATENT DOCUMENTS

D225,494 S * 12/1972 Ahrens D6/362
4,087,127 A * 5/1978 Lotta 297/14
4,740,030 A * 4/1988 Nordskog 297/14

D342,779 S * 12/1993 Root D23/304
6,065,251 A * 5/2000 Kindrick 297/14
6,305,741 B1 * 10/2001 Fernandez 297/14
6,343,834 B1 * 2/2002 Wurmlinger 297/14

* cited by examiner

Primary Examiner—Doris V. Coles

Assistant Examiner—Mimosa De

(74) *Attorney, Agent, or Firm*—Young & Thompson

(57) **CLAIM**

The ornamental design for a folding chair, as shown and described.

DESCRIPTION

FIG. 1 is a left-side view of a folding chair embodying our design;

FIG. 2 is a right-side view of FIG. 1;

FIG. 3 is a front view of FIG. 1;

FIG. 4 is a rear view of FIG. 1;

FIG. 5 is a top plan view of FIG. 1;

FIG. 6 is a view similar to FIG. 3, with the seating surface folded up to reveal the underside thereof; and,

FIG. 7 is a view similar to FIG. 2, with the seating surface folded up, as in FIG. 6.

1 Claim, 4 Drawing Sheets



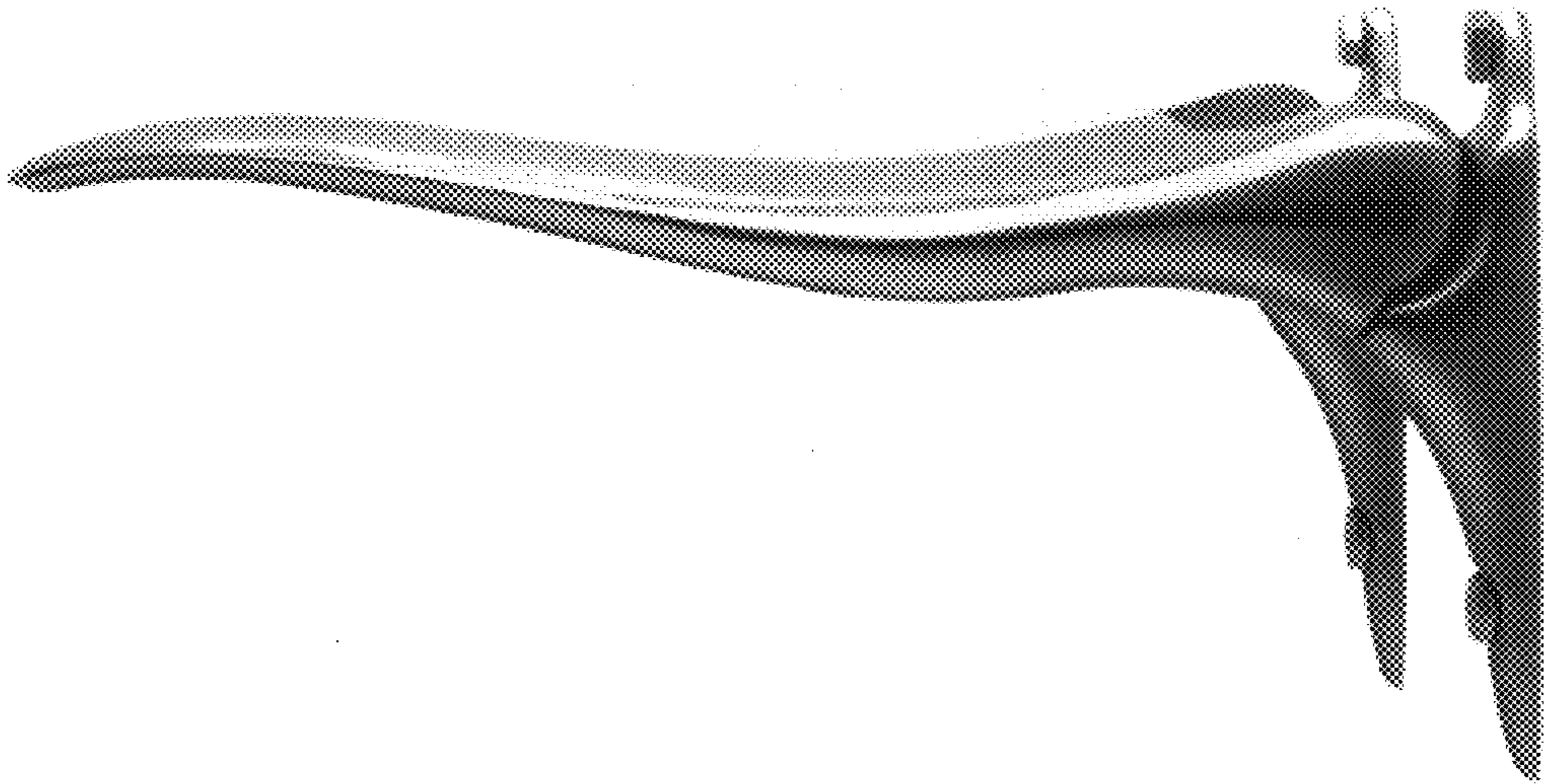


FIG. 1

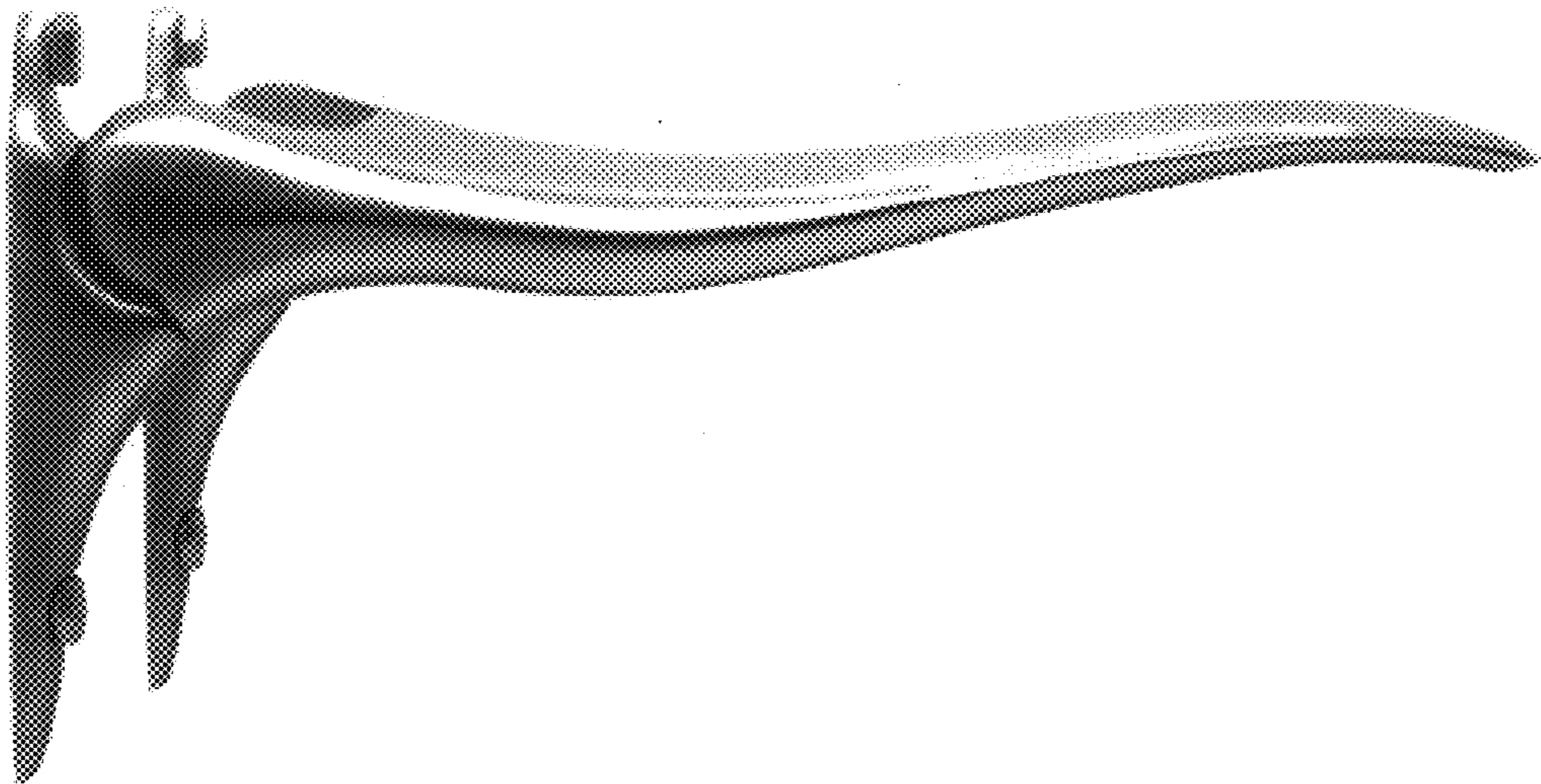


FIG. 2

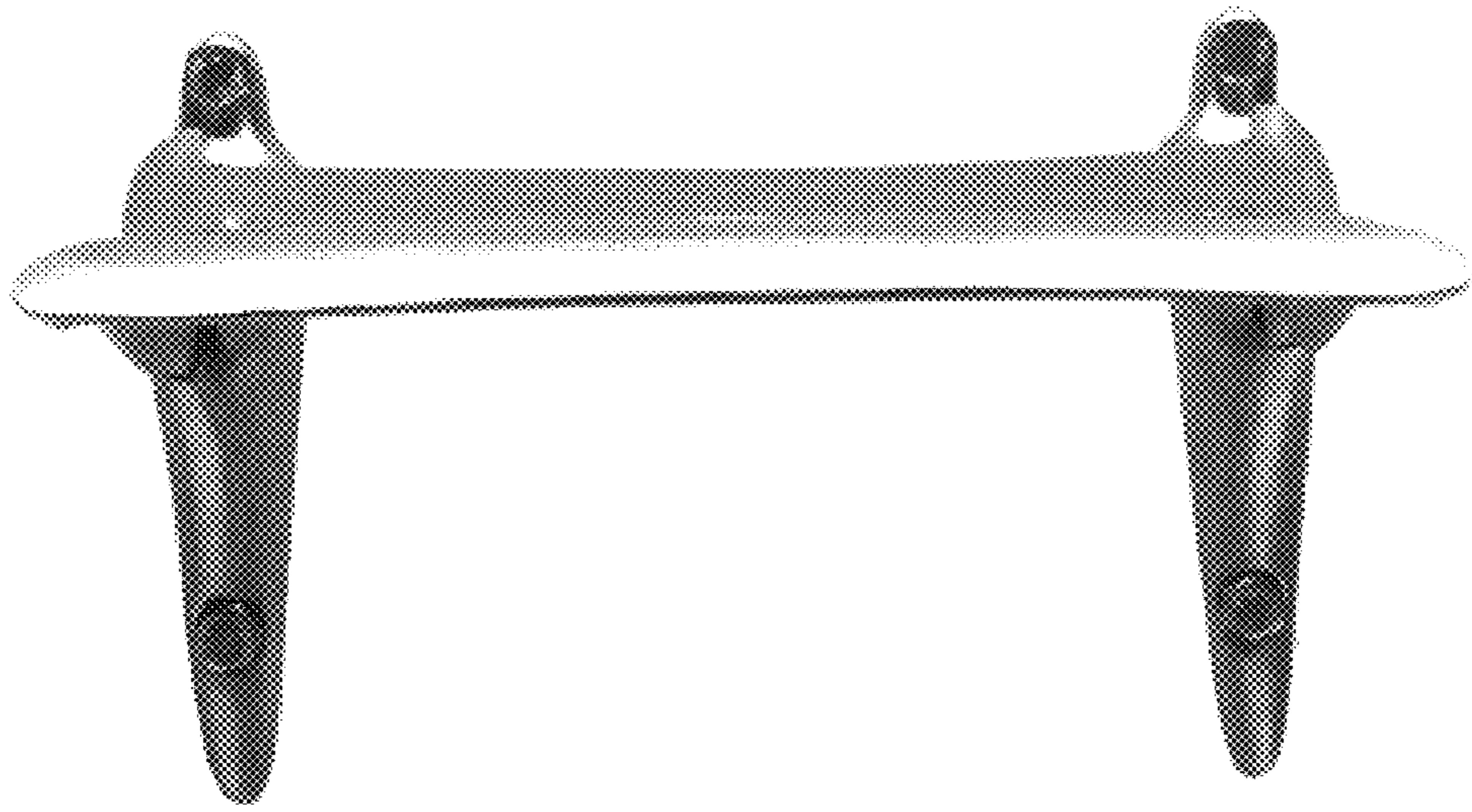


FIG. 3




FIG. 6




FIG. 4

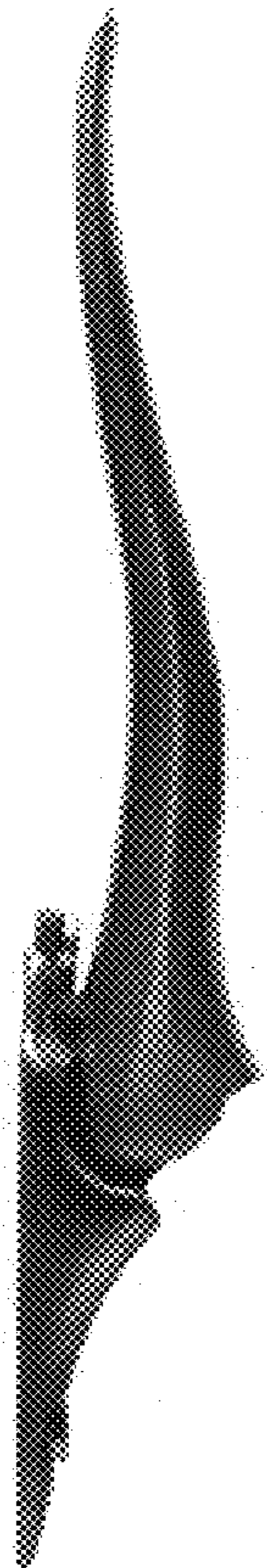


FIG. 7




FIG. 5