



US00D464816S

(12) **United States Design Patent**
Leib et al.

(10) **Patent No.:** **US D464,816 S**

(45) **Date of Patent:** **** Oct. 29, 2002**

(54) **CONVERTIBLE CHAIR**

(75) Inventors: **Roger K. Leib**, Los Angeles, CA (US);
Christopher G. Smith, Los Angeles,
CA (US)

(73) Assignee: **KI-ADD Specialized Support
Technology, Inc.**, Green Bay, WI (US)

(**) Term: **14 Years**

(21) Appl. No.: **29/150,734**

(22) Filed: **Nov. 28, 2001**

(51) **LOC (7) Cl.** **06-01**

(52) **U.S. Cl.** **D6/335**

(58) **Field of Search** D6/334, 335, 336,
D6/360, 364, 367, 371, 373, 381, 500-502;
297/218.1, 232, DIG. 7, 440.23

(56) **References Cited**

U.S. PATENT DOCUMENTS

- D104,824 S * 6/1937 Swearingen D6/334
- 2,605,820 A * 8/1952 Powellek 297/440.23
- D245,298 S * 8/1977 Brahm D6/334
- D251,818 S * 5/1979 Offredi D6/334
- 4,188,066 A * 2/1980 Terenzoni 297/440.23

- D265,531 S * 7/1982 Bruhoff D6/364
- D433,825 S * 11/2000 Piretti D6/334
- D447,350 S * 9/2001 Carlson D6/336
- D448,580 S * 10/2001 Carlson D6/336

* cited by examiner

Primary Examiner—Doris V. Coles

Assistant Examiner—Mimosa De

(74) *Attorney, Agent, or Firm*—Boyle, Fredrickson,
Newholm, Stein & Gratz, S.C.

(57) **CLAIM**

The ornamental design for a convertible chair, as shown and described.

DESCRIPTION

FIG. 1 is an isometric view of a convertible chair incorporating our new design;
FIG. 2 is a right side elevation view thereof with left side elevation view being a mirror image;
FIG. 3 is a front elevation view thereof;
FIG. 4 is a top plan view thereof; and,
FIG. 5 is a rear elevation view thereof.

The broken line shown in the drawing is for illustrative purposes only and forms no part of the claimed design.

1 Claim, 3 Drawing Sheets




FIG. 1

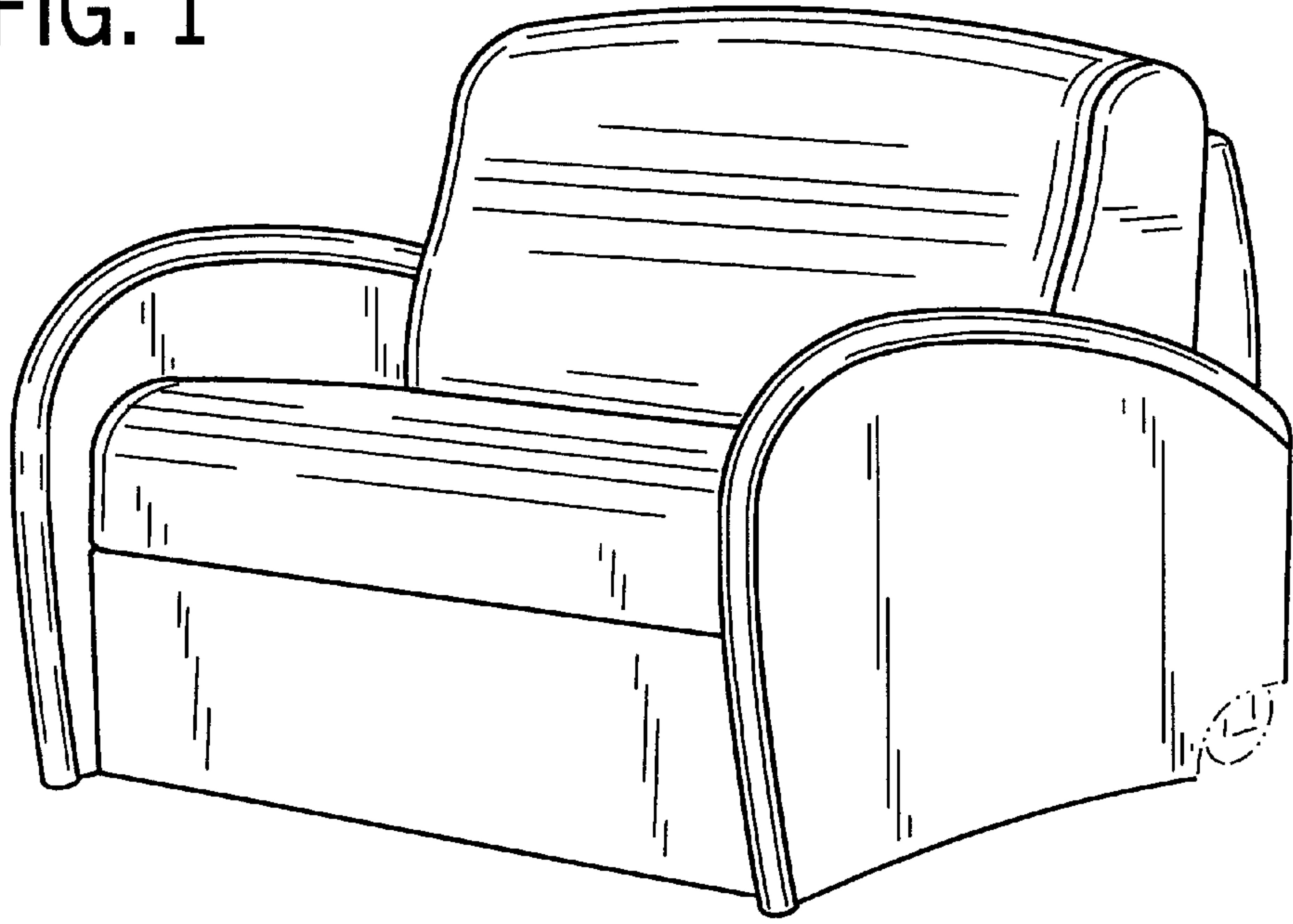


FIG. 2

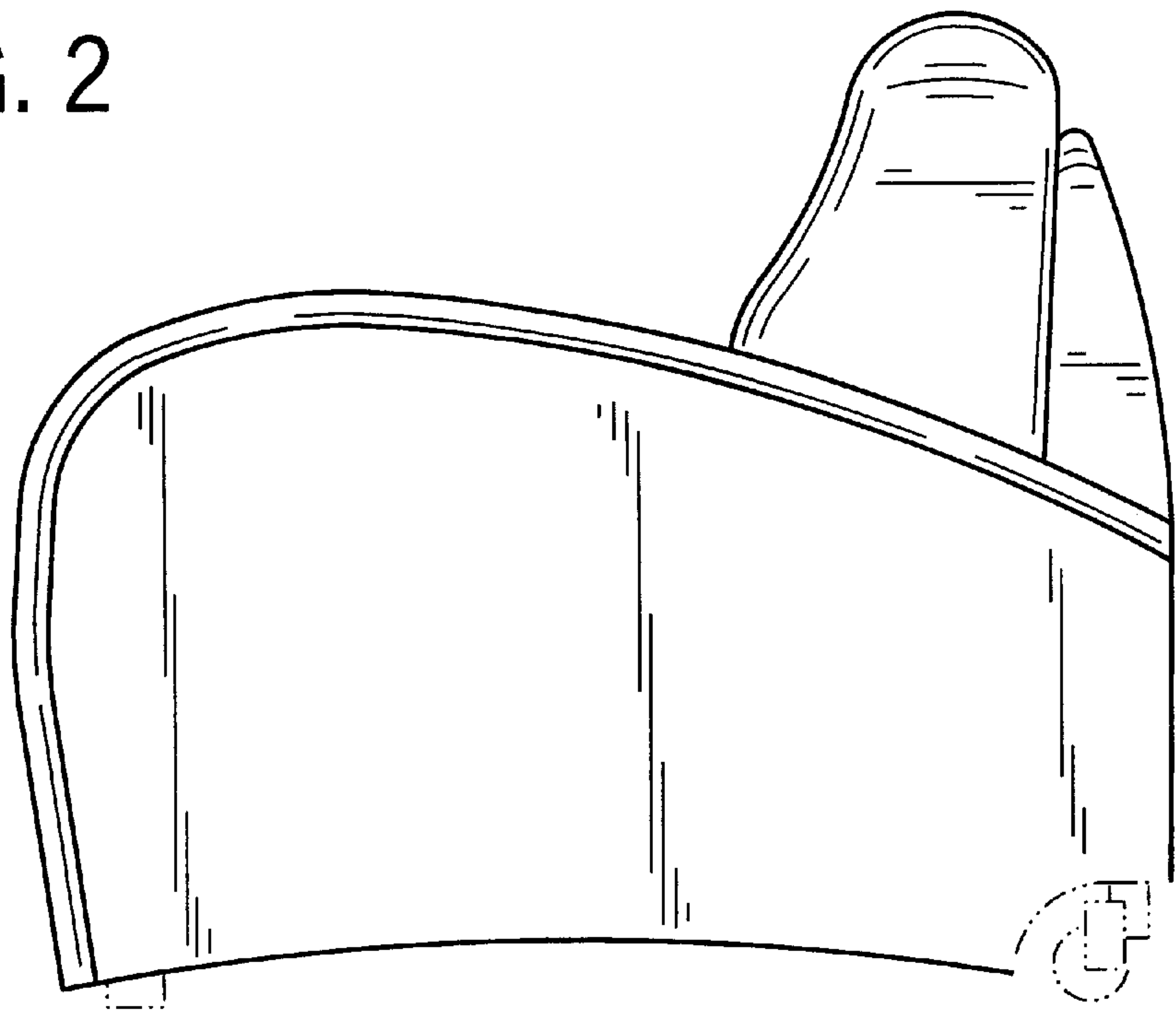


FIG. 3

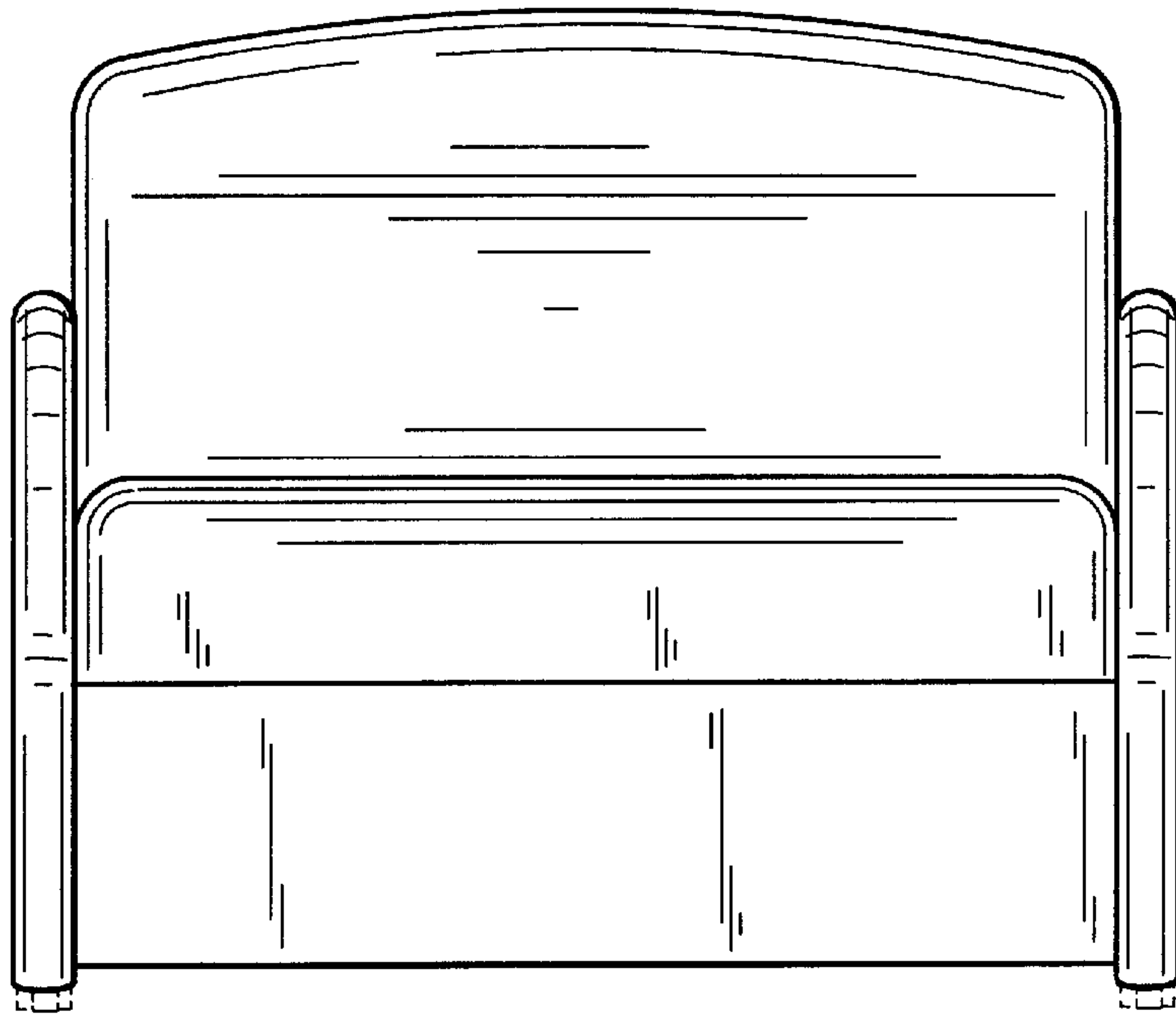


FIG. 4




FIG. 5

