



US00D464802S

(12) **United States Design Patent**
Woodnorth et al.

(10) **Patent No.: US D464,802 S**

(45) **Date of Patent: ** *Oct. 29, 2002**

(54) **PAINT BRUSH**

FOREIGN PATENT DOCUMENTS

(75) Inventors: **Brian E. Woodnorth**, Whitefish Bay, WI (US); **Brian C. Bone**, St. Louis, MO (US); **Heath A. Doty**, Richmond Heights, MO (US); **Kent P. Ritzel**, Waterloo, IL (US); **William Dean Ungar**, Redondo Beach, CA (US); **Jonathan Hawley**, Abbots Bromley (GB)

BE	514702	7/1954
DE	2 256 856	5/1974
DE	27 35 542	2/1979
GB	351858	7/1931
GB	844124	8/1960
GB	2050156	1/1981
JP	6-266193	8/1994
JP	6-85778	12/1994
WO	WO 93/16846	9/1993

(73) Assignee: **Newell Operating Company**, Freeport, IL (US)

OTHER PUBLICATIONS

(*) Notice: This patent is subject to a terminal disclaimer.

Excerpts from Corona Catalog #17, 1990, 8 pages, Paint Brushes.

(**) Term: **14 Years**

“One Coater Supreme—The Brush That’s Better At Both Ends!”, EZ Paint, 1996, 1 page.

(21) Appl. No.: **29/137,295**

Primary Examiner—Alan P. Douglas

Assistant Examiner—Lavone Tabor

(22) Filed: **Feb. 16, 2001**

(74) *Attorney, Agent, or Firm*—Marshall, Gerstein & Borun

(51) **LOC (7) Cl.** **04-04**

(57) **CLAIM**

(52) **U.S. Cl.** **D4/135; D4/138**

The ornamental design for a paint brush, as shown and described.

(58) **Field of Search** D4/132, 135, 138; 15/143.1, 159.1, 160, 168, 191.1, 192-194; 16/110.1, 430, 431, DIG. 12, DIG. 18, DIG. 19

DESCRIPTION

(56) **References Cited**

U.S. PATENT DOCUMENTS

375,773 A	1/1888	Rockwell
376,540 A	1/1888	McQuide
412,479 A	10/1889	Davis
D30,616 S	4/1899	Bentzinger
D31,122 S	7/1899	Kelly
673,506 A	5/1901	Pitts
1,054,709 A	3/1913	Munro
1,687,335 A	10/1928	Jackline
1,826,165 A	10/1931	Cartwright
1,888,930 A	11/1932	McMillan
2,236,034 A	3/1941	Luce et al.
2,237,969 A	8/1941	Olsen
2,263,885 A	11/1941	McGauley

FIG. 1 is a perspective view illustrating a paint brush of the present invention;

FIG. 2 is a right side elevational view thereof, the left side elevational view being a mirror image of FIG. 2;

FIG. 3 is a top plan view thereof, the bottom plan view being a mirror image thereof;

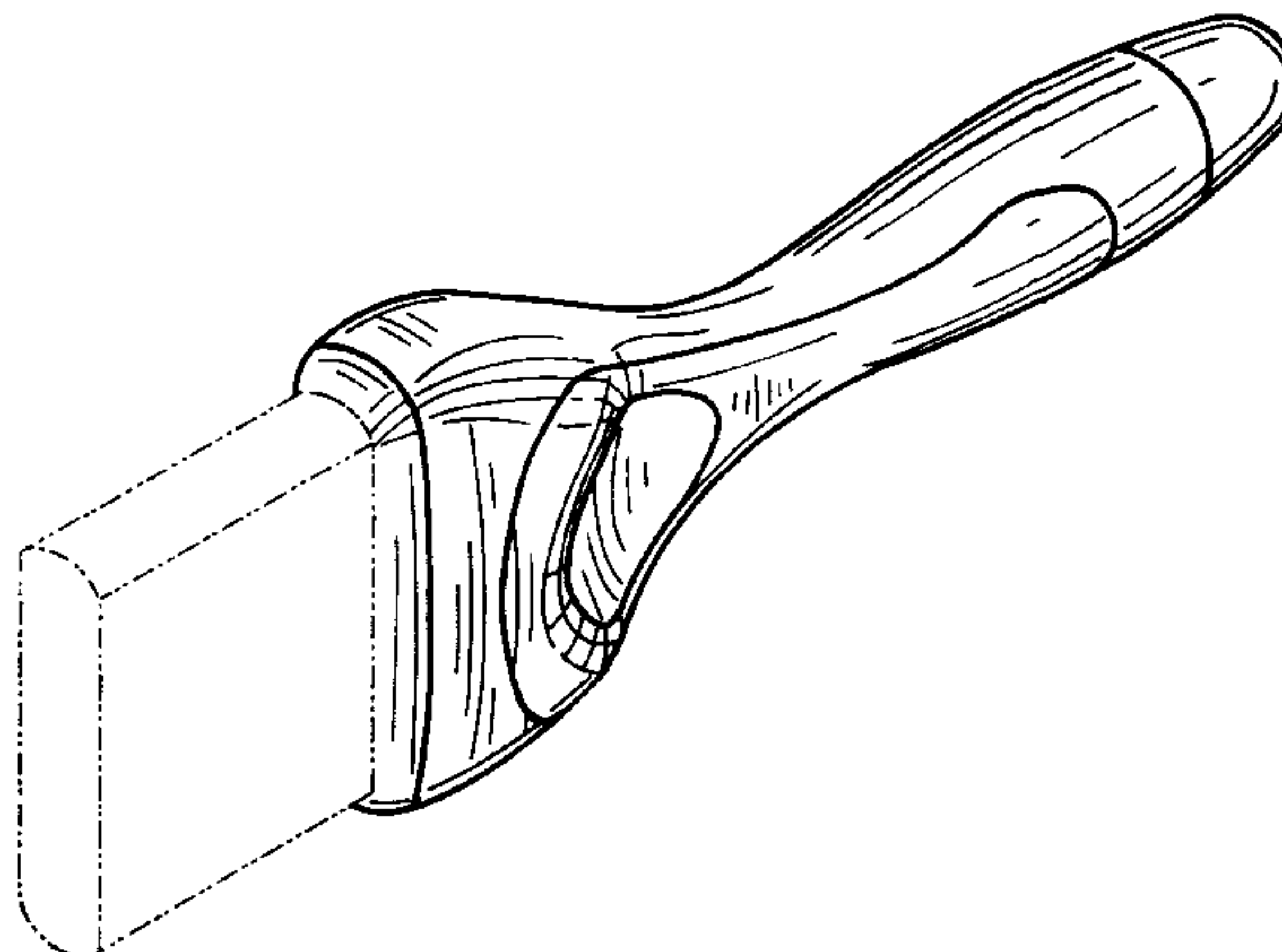
FIG. 4 is a front elevational view thereof; and,

FIG. 5 is a rear elevational view thereof.

The ornamental design which is claimed is shown in solid lines in the drawings. The broken lines in the drawings are for illustrative purposes only and form no part of the claimed design. The broken lines defining the front end of the handle represent the bounds of the claimed design and form no part thereof.

(List continued on next page.)

1 Claim, 2 Drawing Sheets



US D464,802 S

Page 2

U.S. PATENT DOCUMENTS

2,304,319 A	12/1942	Saltzman	4,751,762 A	6/1988	Meimeteas
2,426,315 A	8/1947	Marick	4,847,939 A	7/1989	Derencsenyi et al.
D167,775 S	9/1952	Schmidt	D309,379 S	7/1990	Dawes
2,664,582 A	1/1954	Kammann	D311,455 S	10/1990	Snipes
2,914,785 A	12/1959	Ela	D333,217 S	2/1993	Gingras
3,023,439 A	3/1962	Danley	D347,327 S	5/1994	Ricciarelli et al.
3,067,446 A	12/1962	McGauley	5,339,482 A	8/1994	Desimone et al.
3,153,801 A	10/1964	Weiss et al.	5,343,585 A	9/1994	Howell
D211,446 S	6/1968	Hange	5,390,572 A	2/1995	Gakhar et al.
D216,247 S	12/1969	McGuire	5,446,941 A	9/1995	Kelsay
D223,017 S	2/1972	Pharris et al.	5,465,449 A	11/1995	Lewkowicz
3,819,779 A	6/1974	Pharris et al.	D367,963 S	3/1996	Mayer
D240,678 S	7/1976	Herig	5,556,092 A	9/1996	Theken
4,454,623 A	6/1984	O'Halloran	5,615,445 A	4/1997	Kelsay et al.
4,481,689 A	11/1984	Westmoreland	5,761,759 A	6/1998	Leversby et al.
4,490,875 A	1/1985	Grunz	5,761,767 A	6/1998	Barton
4,495,669 A	1/1985	Hooper	5,920,943 A	7/1999	Barker
D292,348 S	10/1987	Roberts et al.	6,145,151 A	11/2000	Herron et al.
			D439,417 S	3/2001	Woodnorth et al.

FIG. 1

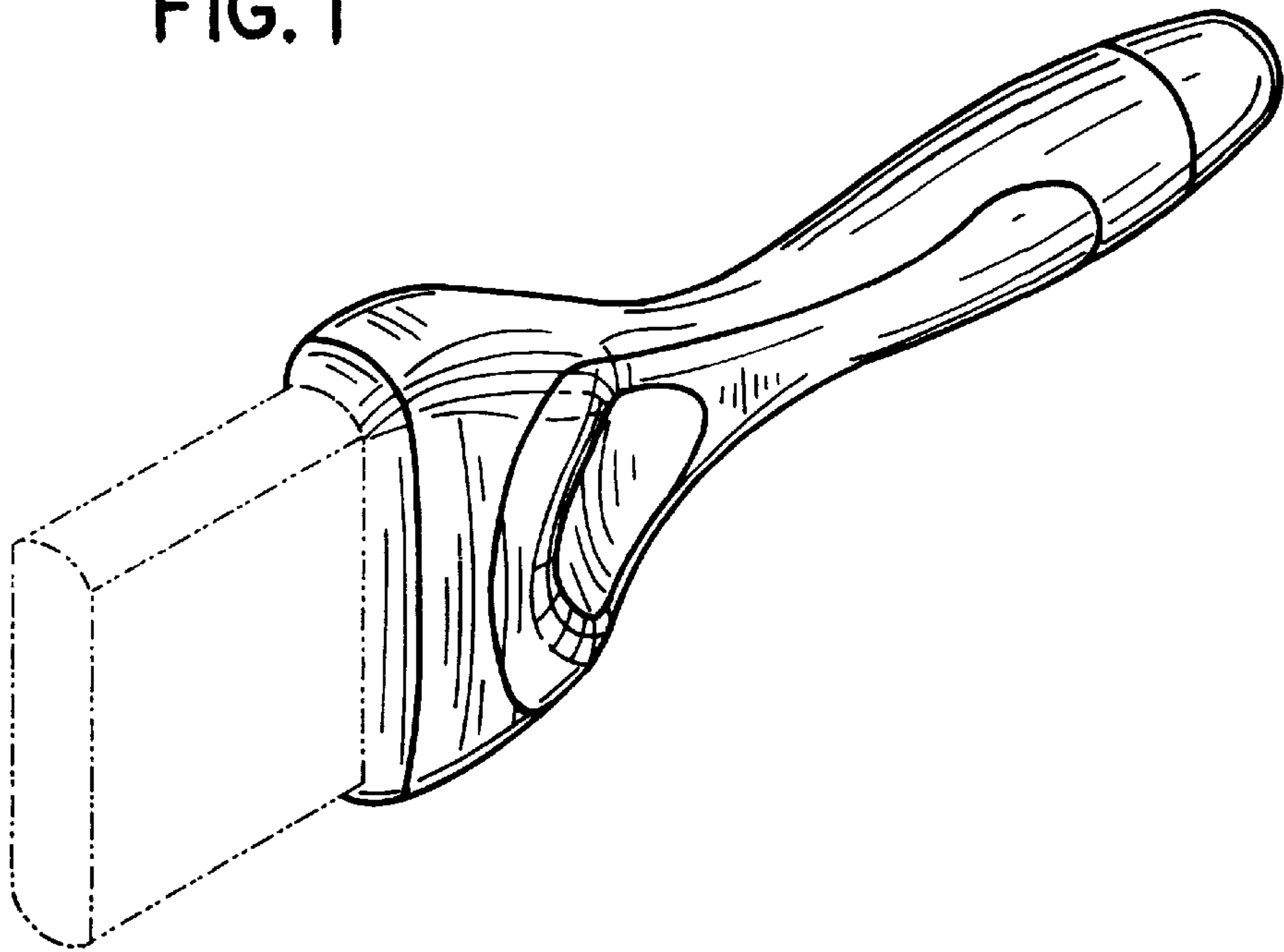


FIG. 2

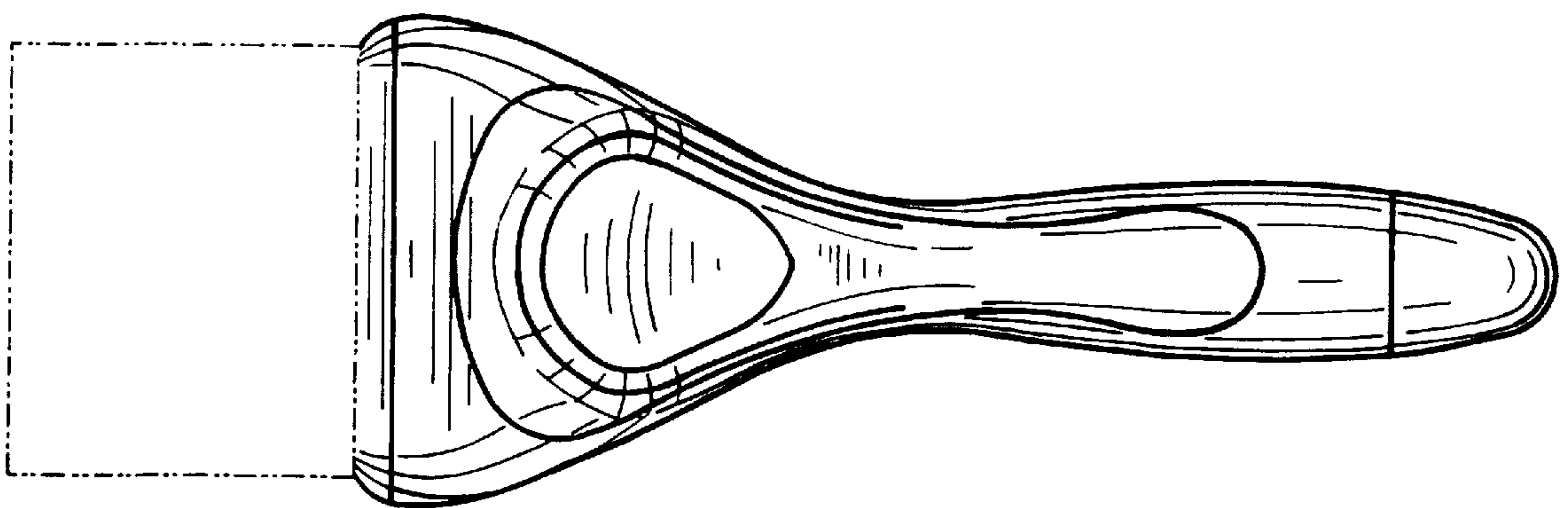


FIG. 3

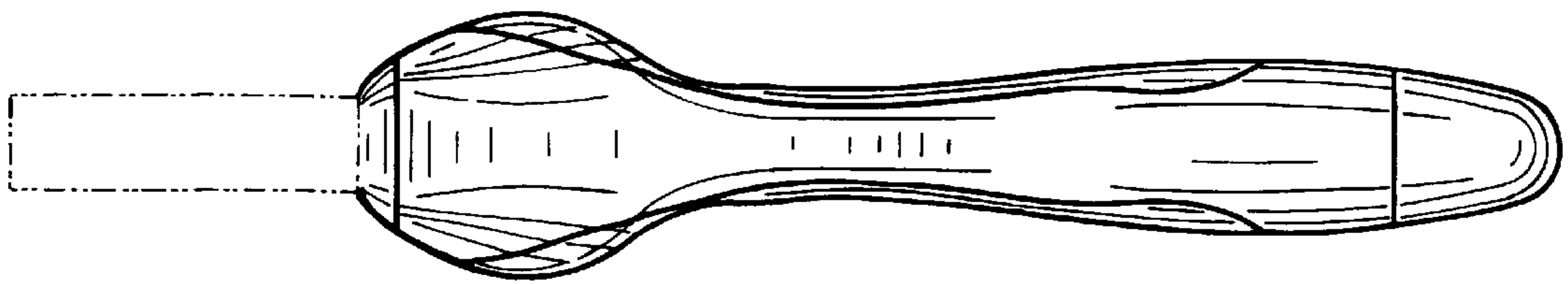


FIG. 4

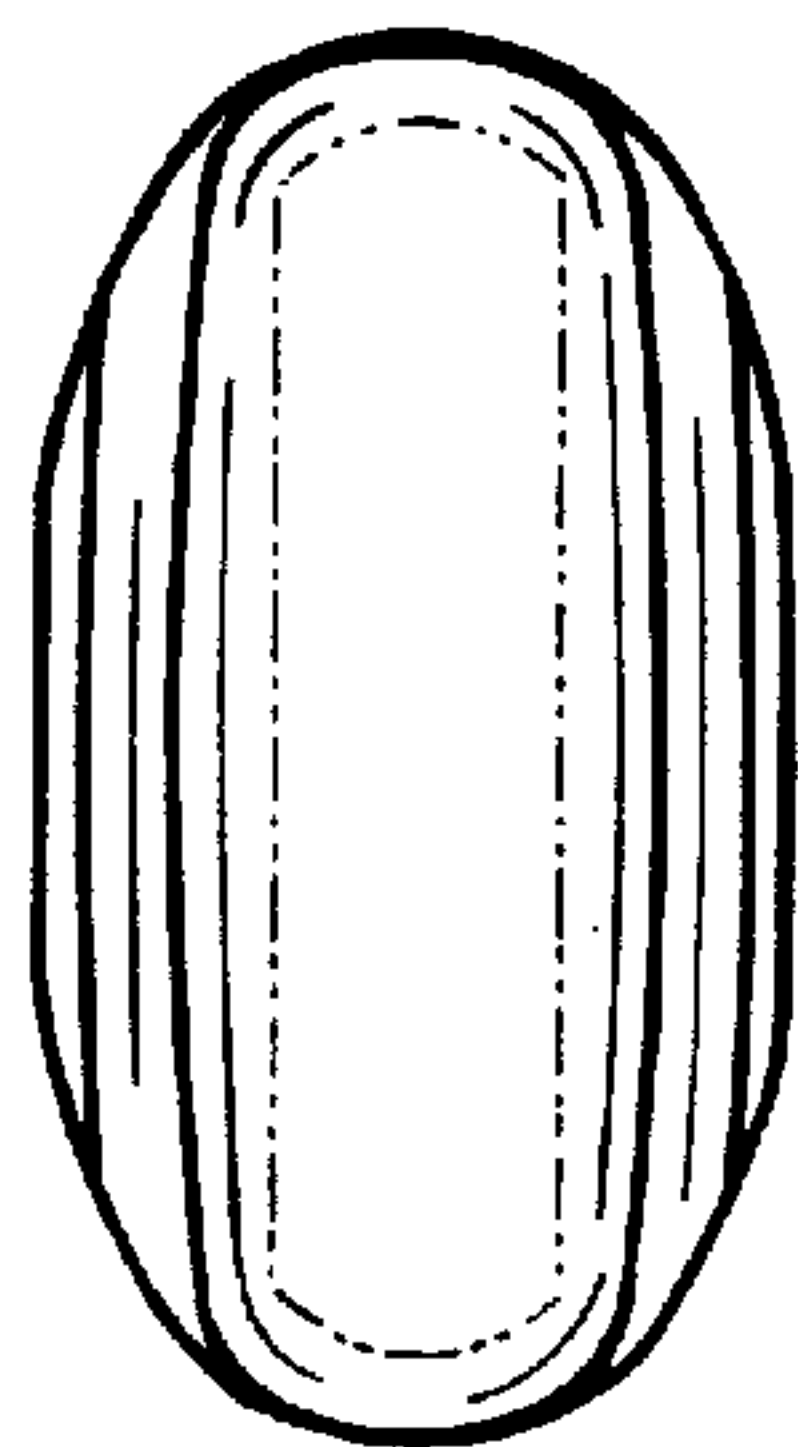


FIG. 5

