



US00D464796S

(12) **United States Design Patent**  
**Winter et al.**

(10) **Patent No.:** **US D464,796 S**

(45) **Date of Patent:** **\*\* Oct. 29, 2002**

(54) **TOOTHBRUSH**

(75) Inventors: **Florina Winter**, Schmitten (DE); **David Vivian Tyndall**, Medfield, MA (US); **Neil Goldberg**, Berkeley, CA (US); **Adam Richardson**, Oakland, CA (US); **Imraan Aziz**, Oakland, CA (US); **Salvatore Bondi**, San Francisco, CA (US)

(73) Assignee: **The Gillette Company**, Boston, MA (US)

(\*\*) Term: **14 Years**

(21) Appl. No.: **29/140,283**

(22) Filed: **Apr. 16, 2001**

(51) **LOC (7) Cl.** ..... **04-02**

(52) **U.S. Cl.** ..... **D4/104**

(58) **Field of Search** ..... D4/104-112, 133-134,  
D4/136, 138; 15/143.1, 159.1, 160, 167.1,  
167.2, 186-188

(56) **References Cited**

**U.S. PATENT DOCUMENTS**

5,392,483 A	2/1995	Heinzelman et al. ....	15/167.1
5,396,678 A	3/1995	Bredall et al. ....	15/167.1
D358,486 S	5/1995	Loew .....	D4/104
D368,163 S	* 3/1996	Overthun .....	D4/104
5,630,244 A	5/1997	Chang .....	15/167.1
5,673,452 A	10/1997	Chang et al. ....	15/167.1
5,735,012 A	4/1998	Heinzelman et al. ....	15/167.1
5,778,475 A	7/1998	Garcia .....	15/111
5,781,958 A	7/1998	Messmann et al. ....	15/167.1
D416,685 S	* 11/1999	Overthun .....	D4/104
D418,980 S	1/2000	Moskovich et al. ....	D4/104

D419,773 S	2/2000	Beals et al. ....	D4/104
D429,566 S	* 8/2000	Yoshimoto et al. ....	D4/104
6,108,869 A	8/2000	Messmann et al. ....	16/430
D440,048 S	4/2001	Beals et al. ....	D4/104
6,234,798 B1	5/2001	Beals et al. ....	433/216

\* cited by examiner

*Primary Examiner*—Lisa Lichtenstein

(74) *Attorney, Agent, or Firm*—David A. Howley

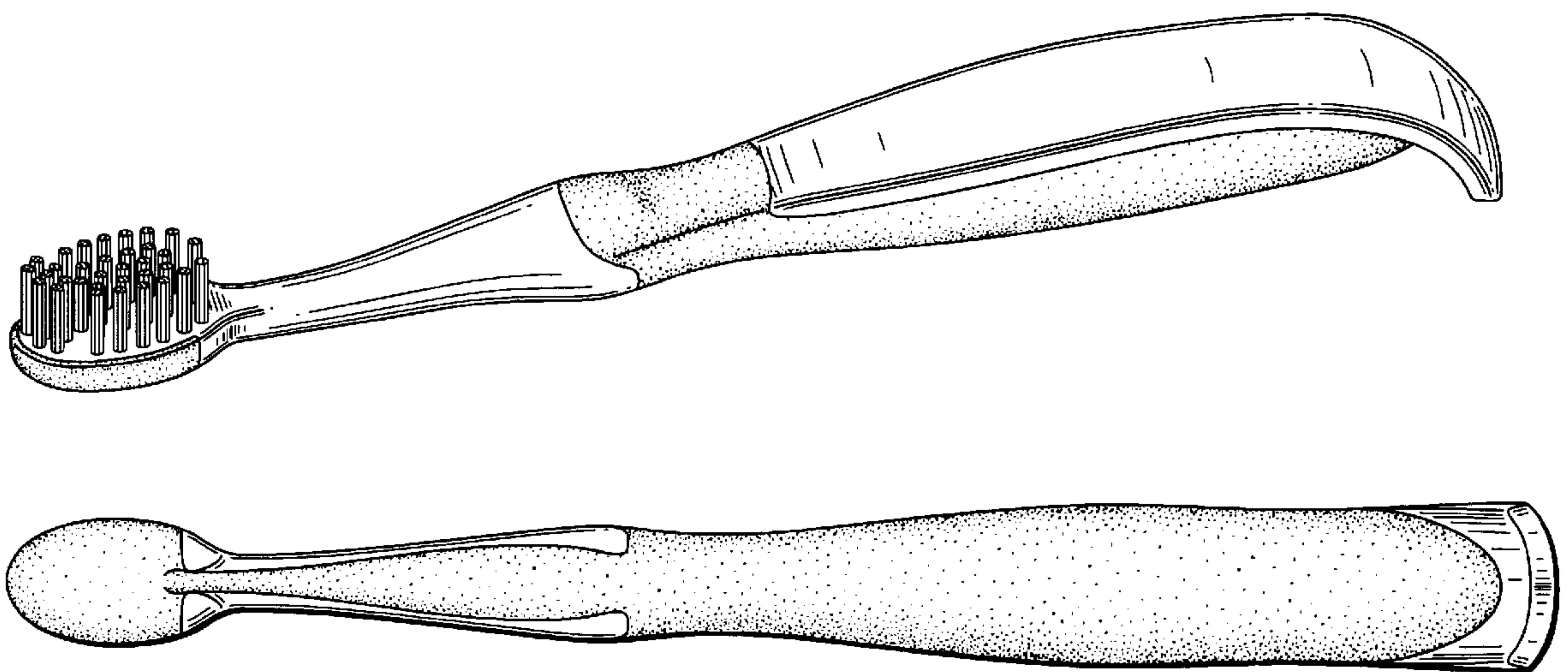
(57) **CLAIM**

The ornamental design for a toothbrush, as shown and described.

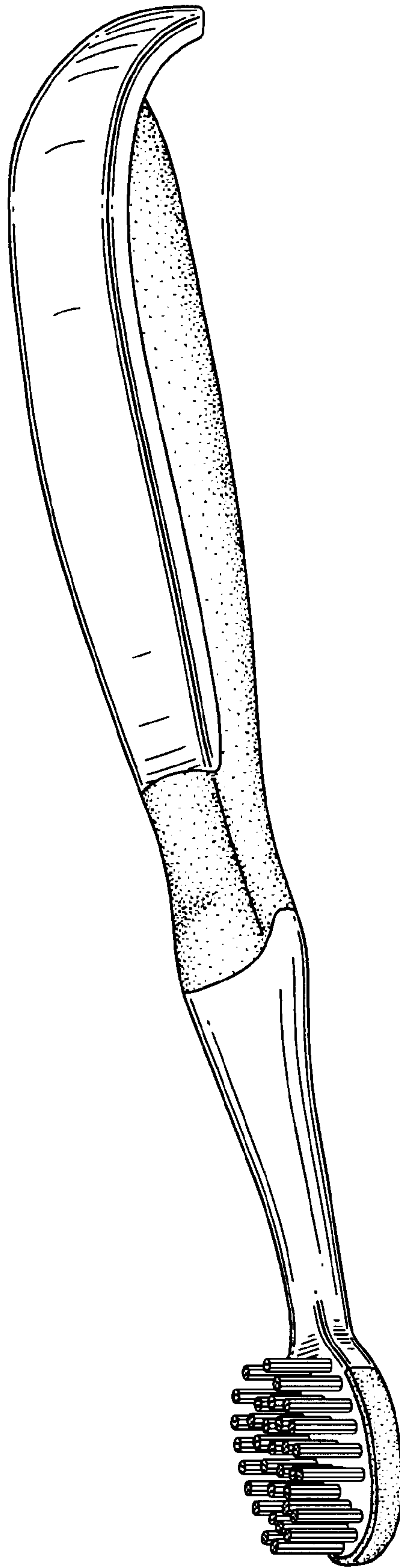
**DESCRIPTION**

FIG. 1 is a perspective view as seen from the top, front and side of a toothbrush showing my new design;  
 FIG. 2 is a top plan view thereof;  
 FIG. 3 is a side elevational view thereof, the opposite side elevation being a mirror image thereof;  
 FIG. 4 is a bottom plan view thereof;  
 FIG. 5 is a front elevational view thereof;  
 FIG. 6 is a rear elevational view thereof;  
 FIG. 7 is a perspective view as seen in the top, front and side of a toothbrush showing a second embodiment of my new design;  
 FIG. 8 is a top plan view of FIG. 7;  
 FIG. 9 is a side elevational view of FIG. 7, the opposite side elevation being a mirror image thereof;  
 FIG. 10 is a bottom plan view of FIG. 7;  
 FIG. 11 is a front elevational view of FIG. 7; and,  
 FIG. 12 is a rear elevational view of FIG. 7.  
 The broken line representation in FIGS. 7-12 is for environmental purposes only and does not constitute a part of the new design in those figures.

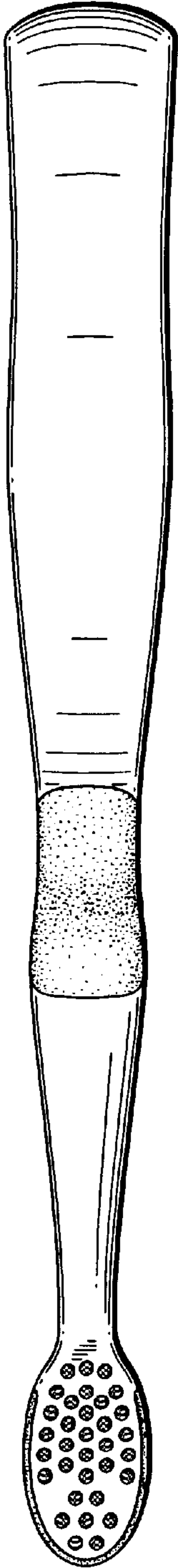
**1 Claim, 6 Drawing Sheets**



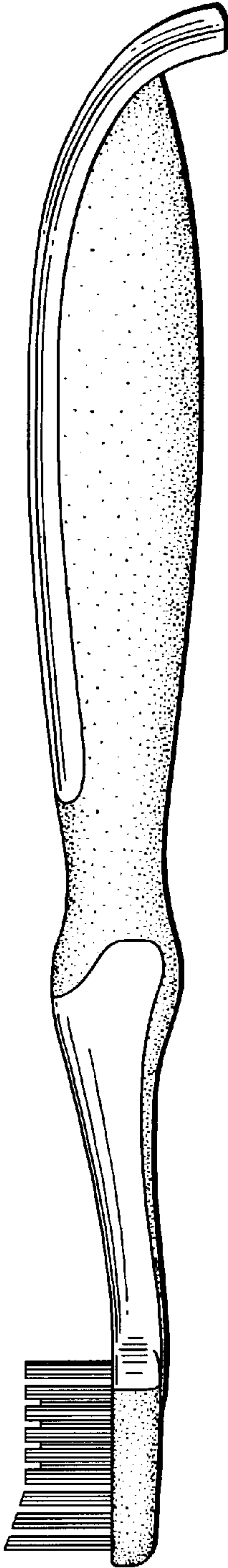
**FIG. 1**



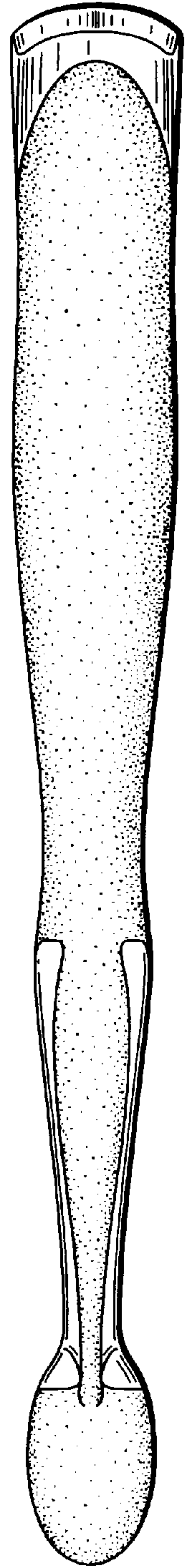
**FIG. 2**



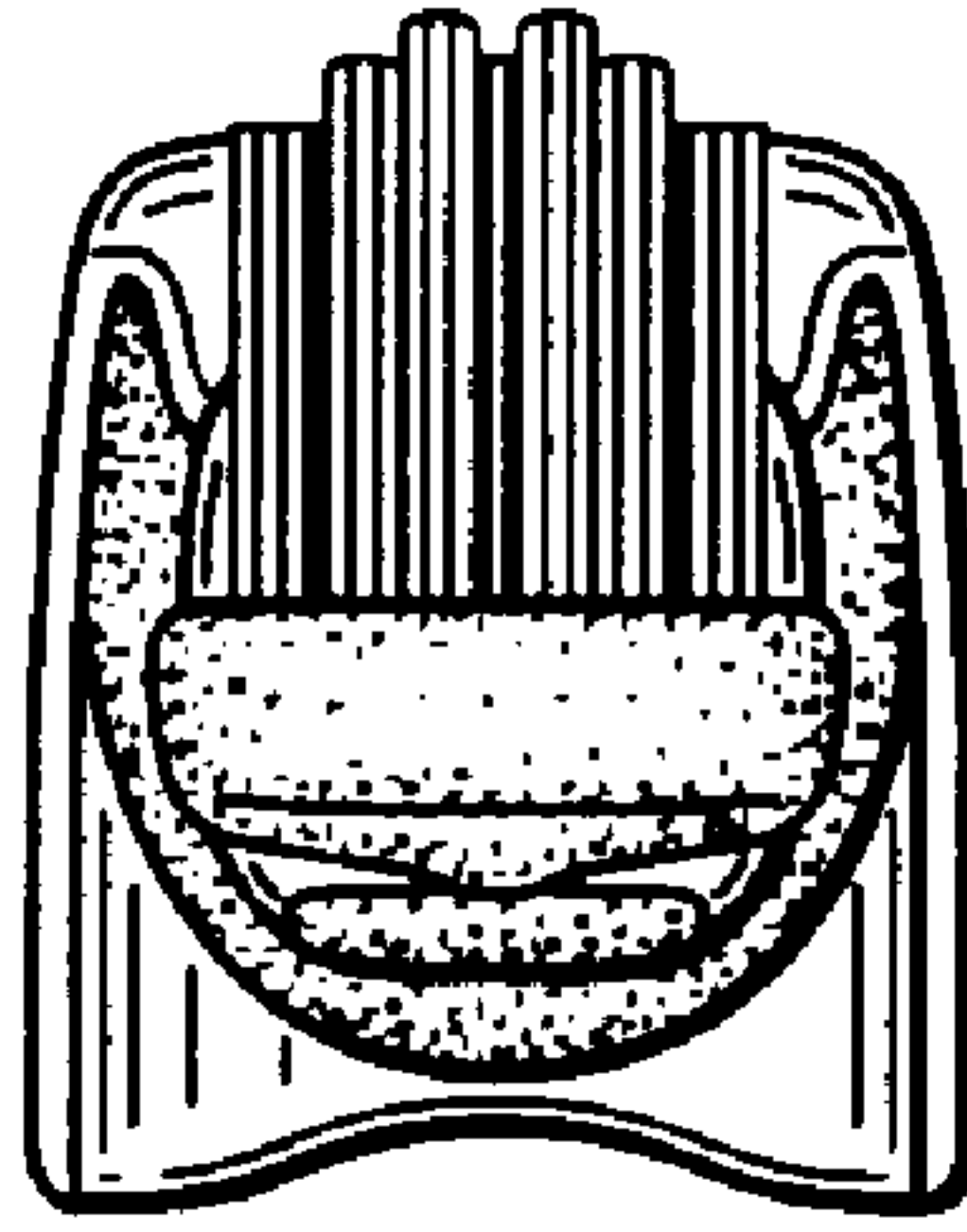
**FIG. 3**




**FIG. 4**



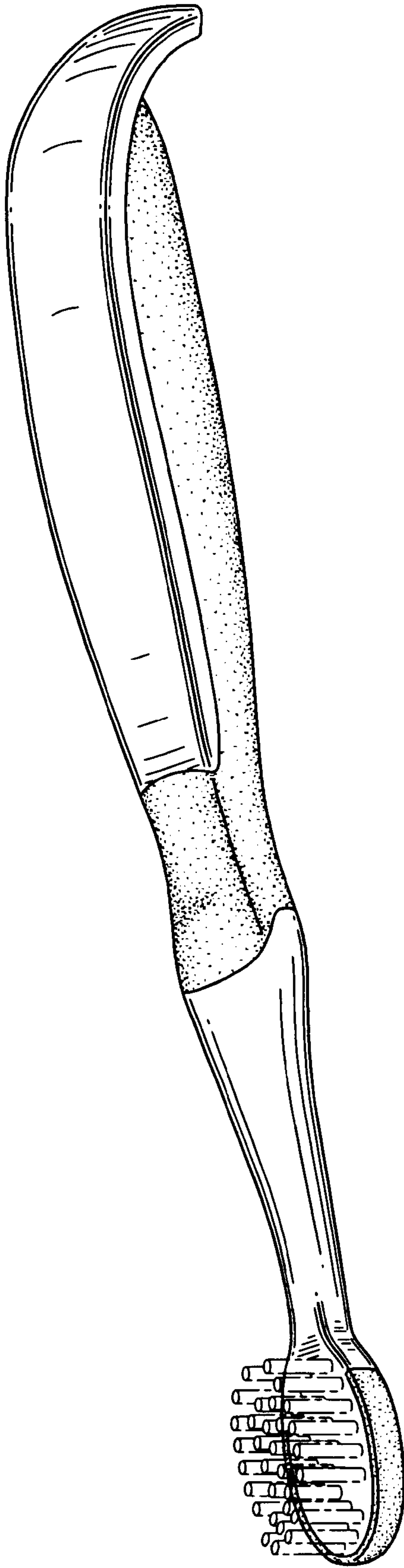
***FIG. 5***



***FIG. 6***

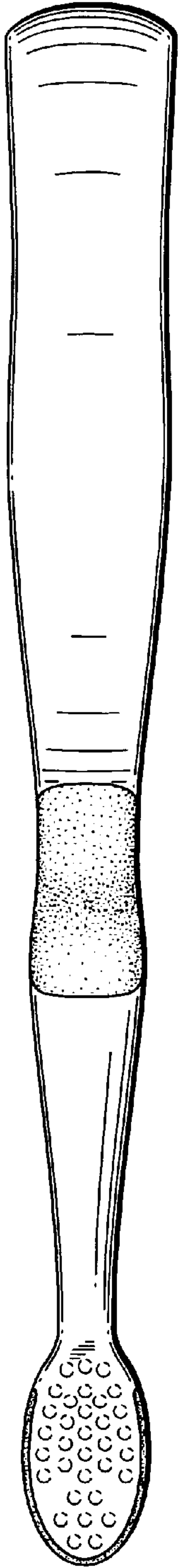


**FIG. 7**

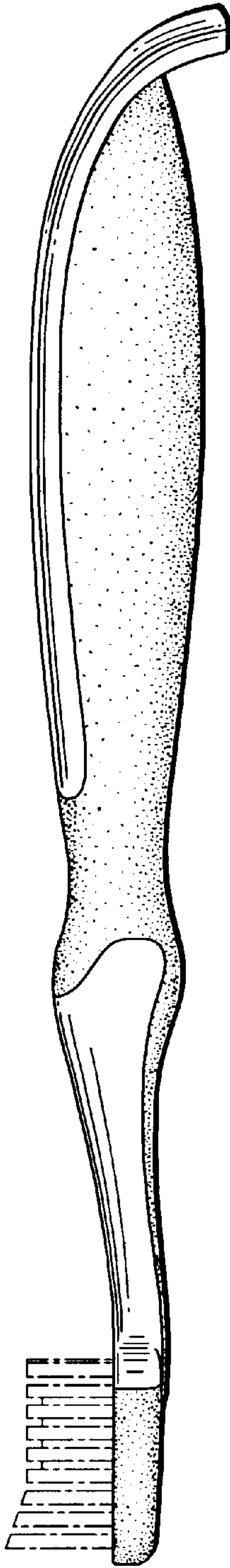




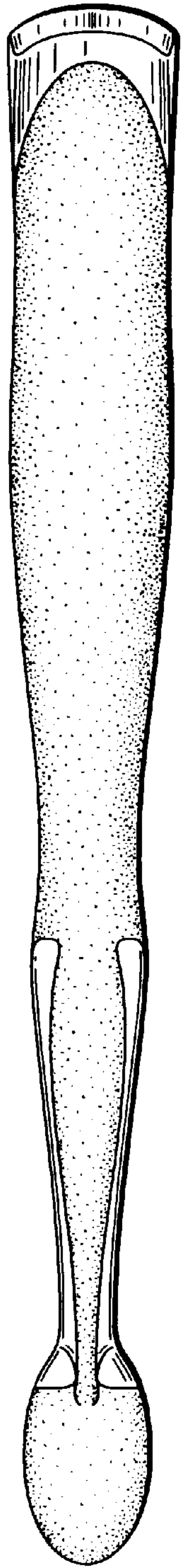
**FIG. 8**



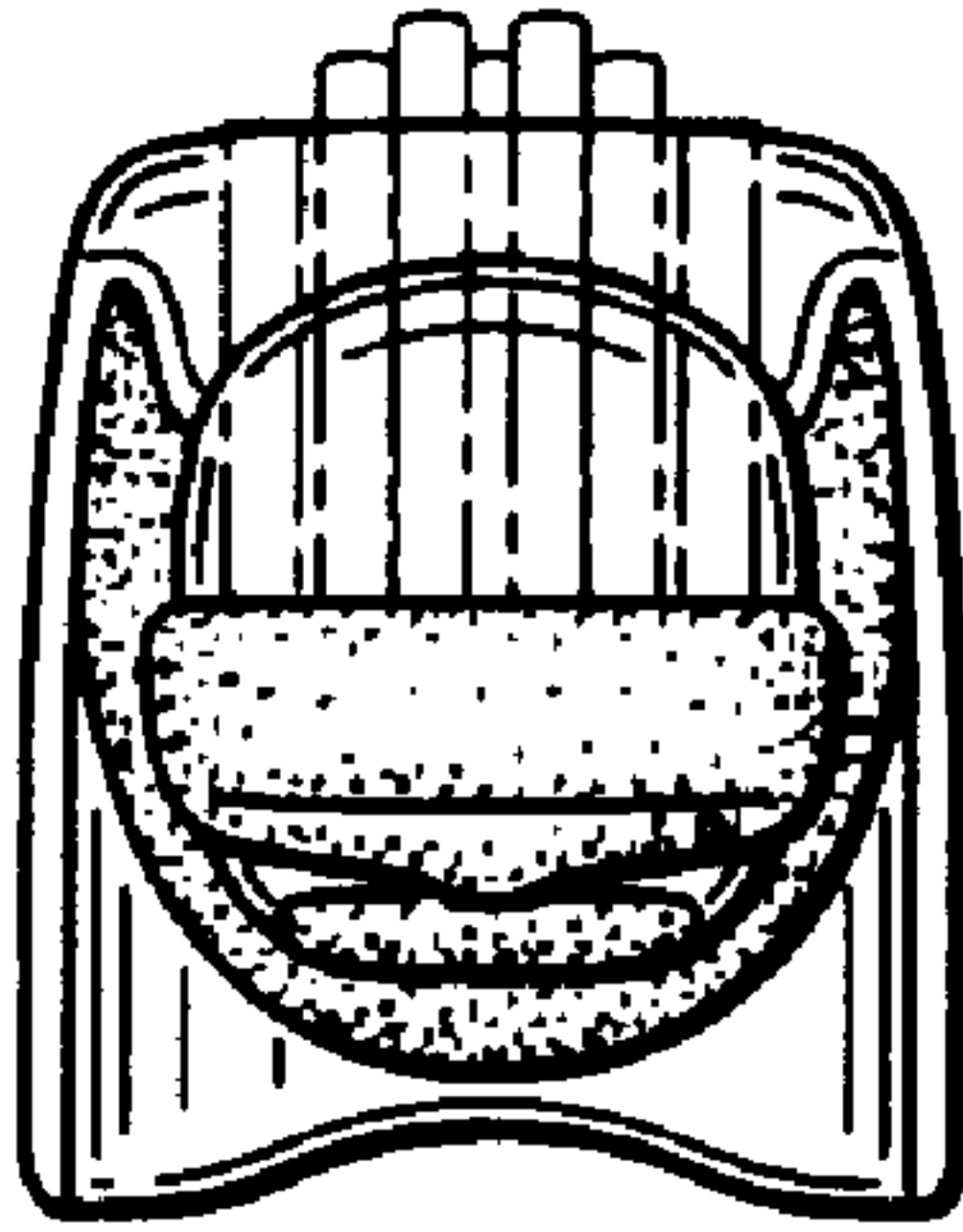
**FIG. 9**



**FIG. 10**



**FIG. 11**



**FIG. 12**

