



US00D464773S

(12) **United States Design Patent**
Fischer et al.

(10) **Patent No.:** **US D464,773 S**

(45) **Date of Patent:** **** Oct. 22, 2002**

(54) **MASCARA APPLICATOR**

(75) Inventors: **Werner Fischer**, Burk (DE); **Norbert Dumler**, Ansbach (DE)

(73) Assignee: **Geka Brush GmbH**, Bechhofen (DE)

(**) Term: **14 Years**

(21) Appl. No.: **29/140,406**

(22) Filed: **Apr. 19, 2001**

(30) **Foreign Application Priority Data**

Oct. 20, 2000 (DE) 4 00 10 196

(51) **LOC (7) Cl.** **28-03**

(52) **U.S. Cl.** **D28/77; D28/76**

(58) **Field of Search** D28/7, 76, 77,
D28/85, 86-91; D4/108, 114, 116; D9/338,
503, 504, 538, 436, 447; 132/218, 317,
320, 313; 401/118-130; 206/581, 229, 15.2,
15.3, 361

(56) **References Cited**

U.S. PATENT DOCUMENTS

D147,847 S	*	11/1947	Gittleson	D9/338
2,917,766 A	*	12/1959	Ciffo	206/15.2
D198,054 S	*	4/1964	Lowry	D9/504
3,147,511 A	*	9/1964	Pittoni	401/128
D228,544 S	*	10/1973	Swenson	D28/88
D271,215 S	*	11/1983	Hinkle	D19/66
D330,976 S	*	11/1992	Tiramani et al.	D4/108
D363,374 S	*	10/1995	Arntsen	D4/116
D432,721 S	*	10/2000	Lerolle	D28/76

OTHER PUBLICATIONS

Drug & Cosmetic Industry Dec. 1979, p. 64: horizontally oriented container at center & right.*

L'ORÉAL® ROUGE PULP™ Containers from a magazine advertisement of unknown origin, more than one year prior to the instant filing date.*

* cited by examiner

Primary Examiner—Ted Shooman

Assistant Examiner—C. Tuttle

(74) *Attorney, Agent, or Firm*—Browdy and Neimark, P.L.L.C.

(57) **CLAIM**

We claim the ornamental design for the mascara applicator, as shown and described.

DESCRIPTION

FIG. 1 is an elevational view of a mascara applicator showing our new design.

FIG. 2 is a perspective view thereof, from the handle end; and,

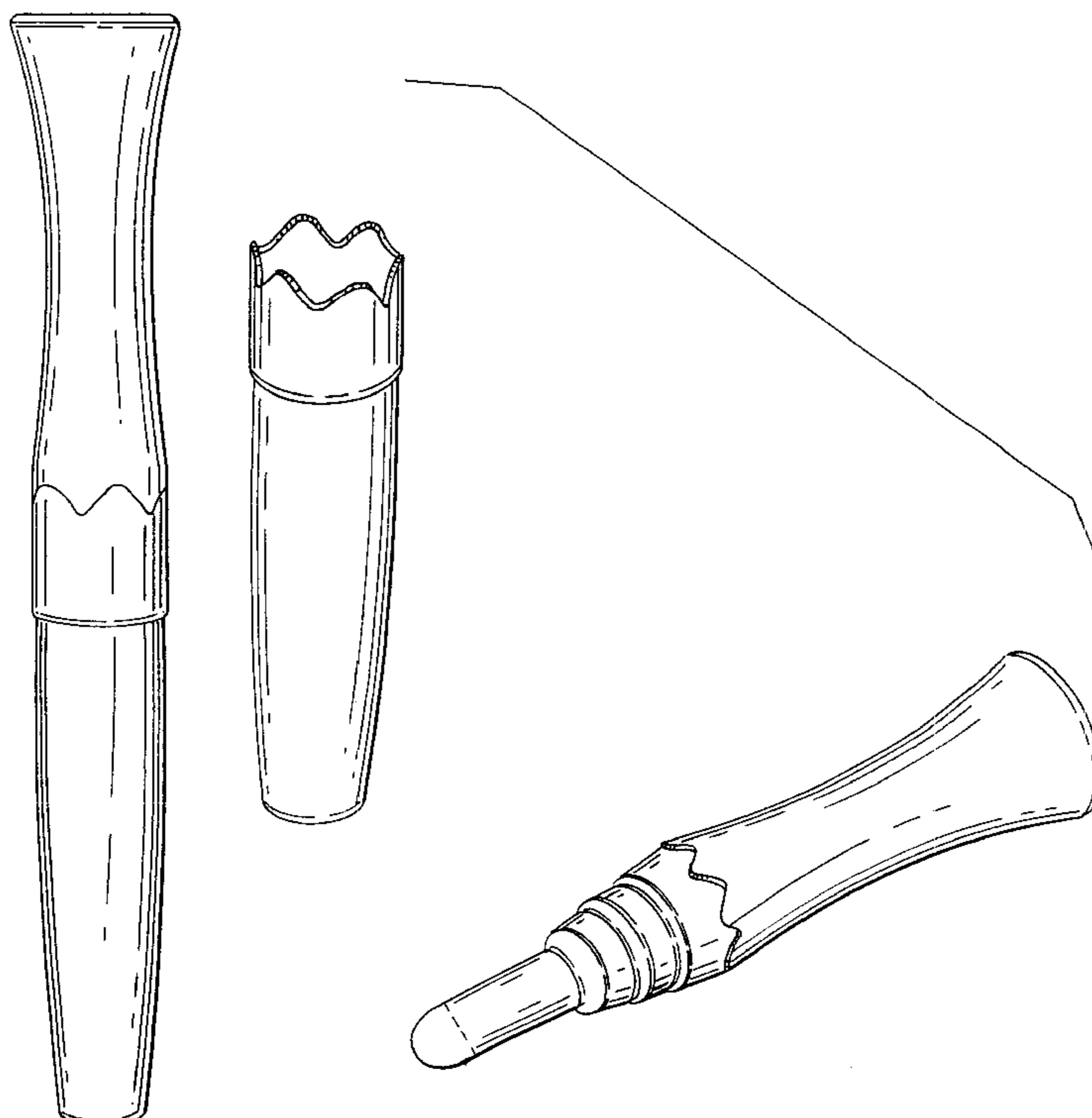
FIG. 3 is a view thereof showing the cap in elevation, separated from the handle, in perspective from the rear end thereof.

Characteristic features of the design include the overall outer contour including the contour of the handle and the mating corrugated, or undulating, form of one end of the cap and one end of the handle, as shown in all of the figures.

The broken lines which define the bounds of the claims form no part thereof.

The appearance within the unshaded areas of the cap and handle end forms no part of the claimed design.

1 Claim, 2 Drawing Sheets



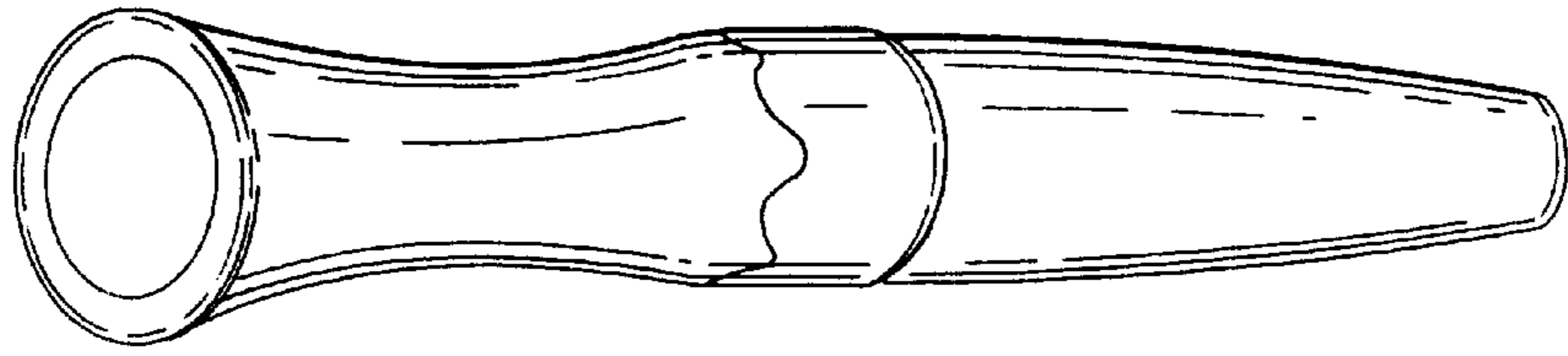


FIG. 2

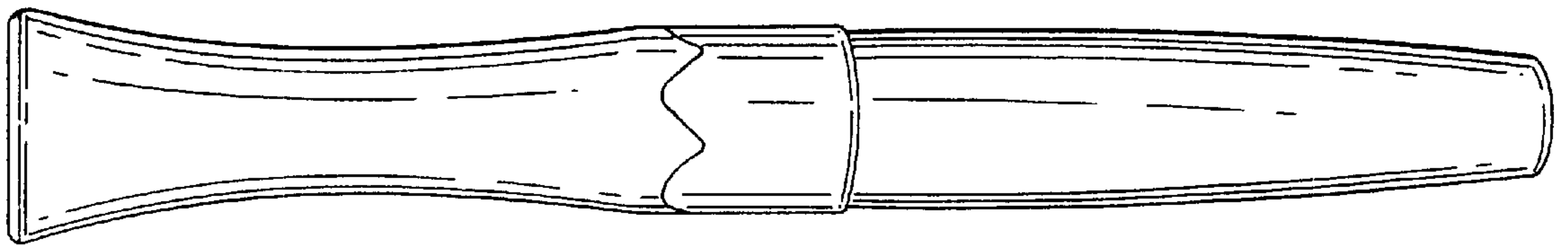


FIG. 1

