



US00D464769S

(12) **United States Design Patent**
Bayer

(10) **Patent No.:** **US D464,769 S**

(45) **Date of Patent:** **** Oct. 22, 2002**

(54) **CHANDELIER LIGHT FIXTURE CUP**

(75) Inventor: **Georg Bayer**, Plattsburgh, NY (US)

(73) Assignee: **Schonbek Worldwide Lighting, Inc.**,
Plattsburgh, NY (US)

(**) Term: **14 Years**

(21) Appl. No.: **29/140,108**

(22) Filed: **Apr. 11, 2001**

(51) **LOC (7) Cl.** **26-99**

(52) **U.S. Cl.** **D26/154; D26/149**

(58) **Field of Search** 362/405, 806,
362/404, 406; D26/138, 142, 149, 152,
154, 81; D11/3, 4, 16, 22

U.S. patent application Ser. No. 29/140,109, filed Apr. 11, 2001, Chandelier Arm.

U.S. patent application Ser. No. 29/140,107, filed Apr. 11, 2001, Chandelier.

U.S. patent application Ser. No. 60/283,280, filed Apr. 11, 2001, Bobeche for a Chandelier and Chandeliers incorporating same.

* cited by examiner

Primary Examiner—Jennifer Rivard

(74) *Attorney, Agent, or Firm*—Wolf, Greenfield & Sacks, P.C.

(57) **CLAIM**

The ornamental design for a chandelier light fixture cup, as shown and described.

(56) **References Cited**

U.S. PATENT DOCUMENTS

5,116,009	*	5/1992	Bayer	248/303
5,873,652	*	2/1999	Bayer et al.	362/404
5,906,430	*	5/1999	Bayer	362/404
5,921,668	*	7/1999	Bayer	362/404
D435,686	*	12/2000	Bayer et al.	D26/142

OTHER PUBLICATIONS

U.S. patent application Ser. No. 29/140,106, filed Apr. 11, 2001, Chandelier.

U.S. patent application Ser. No. 29/140,110, filed Apr. 11, 2001, Chandelier Arm.

DESCRIPTION

FIG. 1 is a front view of a chandelier light fixture cup shown attached to a chandelier with all elements of the chandelier, including other light fixture cups, but for the one chandelier light fixture cup, shown in phantom;


FIG. 2 is a front view of the chandelier light fixture cup, the rear view being a mirror image of the front view;

FIG. 3 is a top view of the chandelier light fixture cup; and,

FIG. 4 is a bottom view of the chandelier light fixture cup.

The phantom line environmental showing is for illustrative purposes only and forms no part of the claimed design.

1 Claim, 4 Drawing Sheets






Fig. 1




Fig. 2

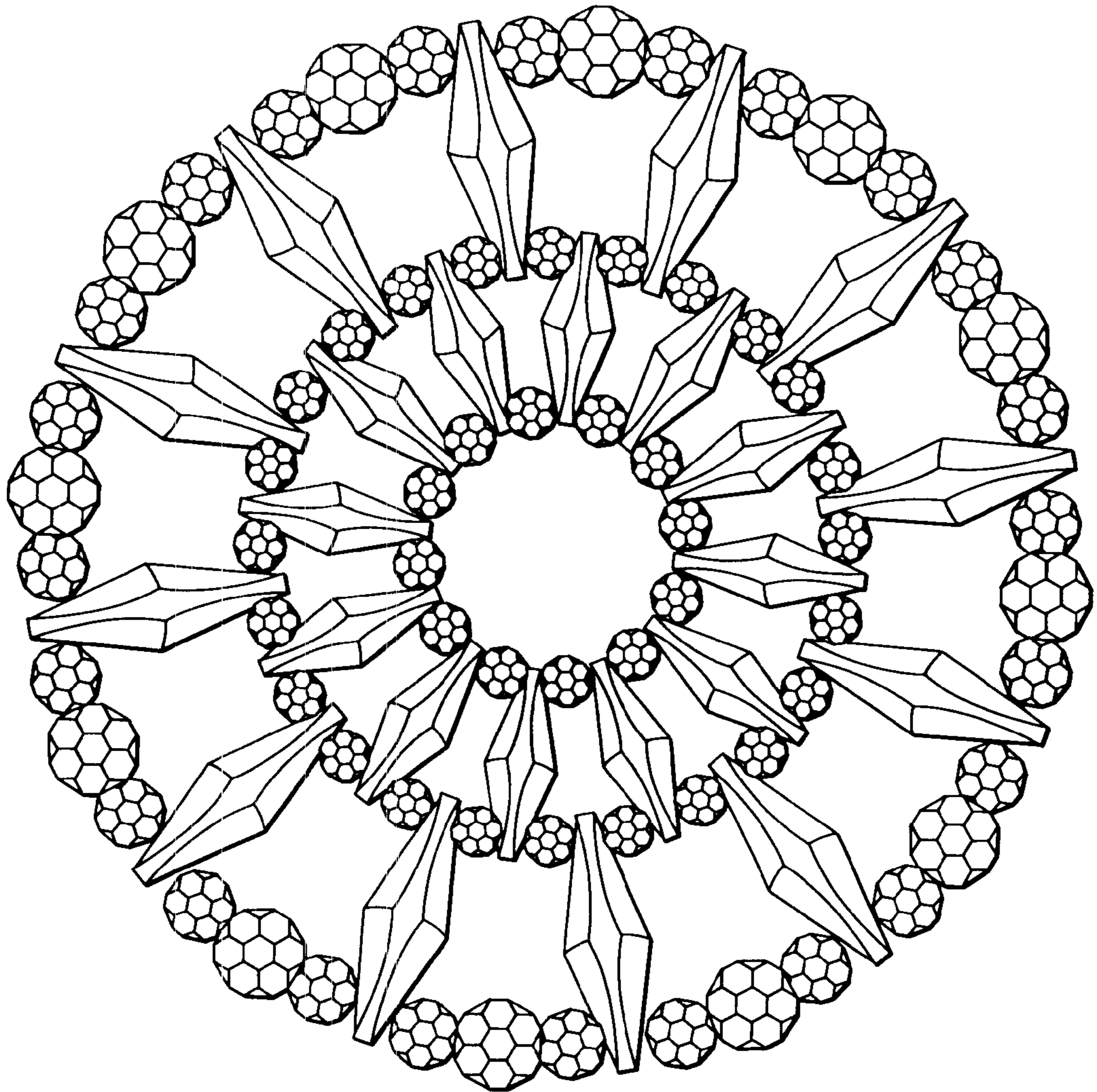


Fig. 3

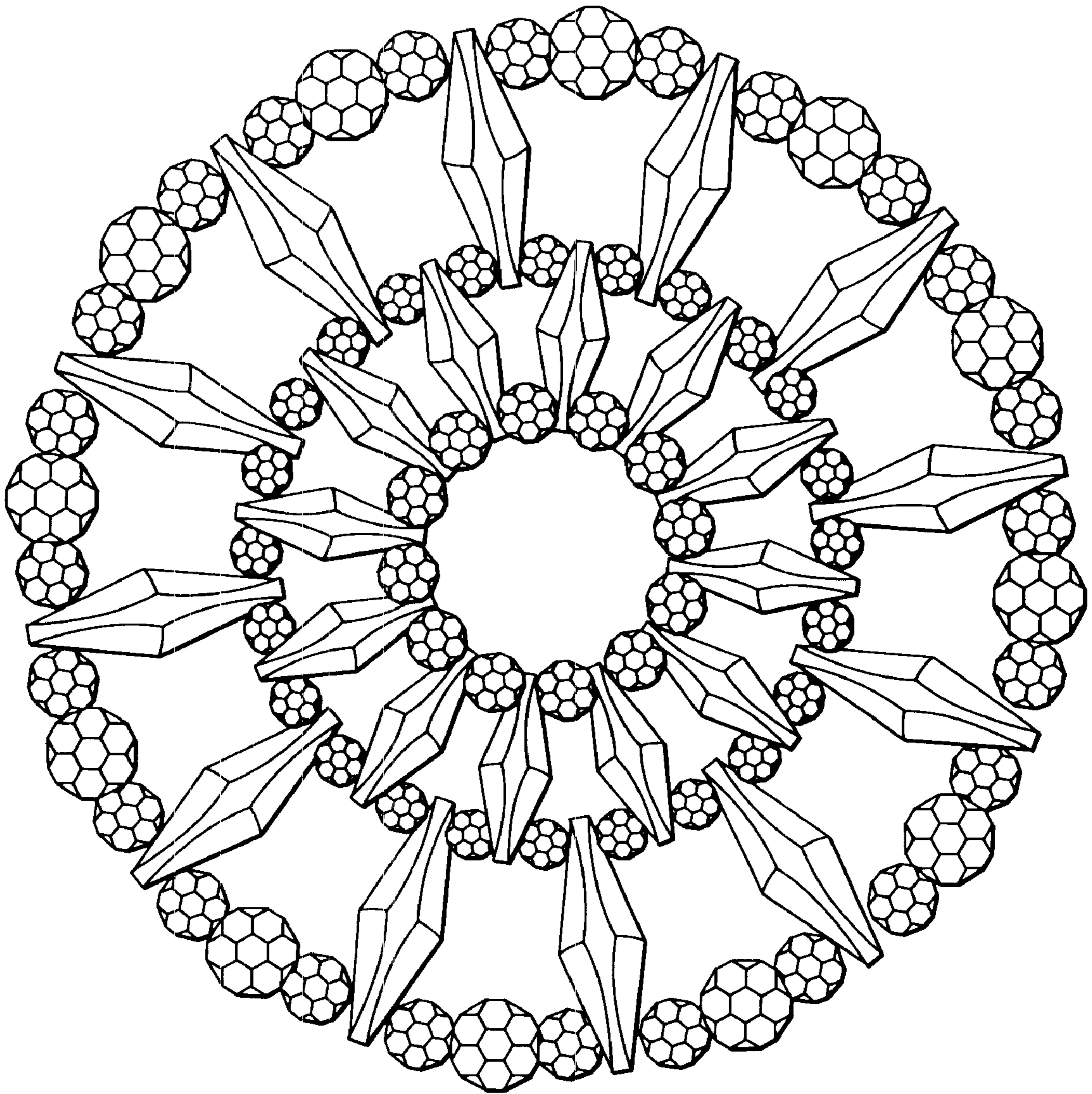


Fig. 4