



US00D464768S

(12) **United States Design Patent**  
**Hsu**

(10) **Patent No.:** **US D464,768 S**

(45) **Date of Patent:** **\*\* Oct. 22, 2002**

(54) **LAMP STAND**

(74) *Attorney, Agent, or Firm*—Rosenberg, Klein & Lee

(76) **Inventor:** **Sam Hsu**, Fl. 11, No. 195, Ning Hsia Road, Taichung (TW)

(57) **CLAIM**

(\*\*) **Term:** **14 Years**

The ornamental design for a lamp stand, as shown and described.

(21) **Appl. No.:** **29/150,992**

(22) **Filed:** **Dec. 4, 2001**

**DESCRIPTION**

(51) **LOC (7) Cl.** ..... **26-99**

FIG. 1 is a perspective view of lamp stand showing my new design;

(52) **U.S. Cl.** ..... **D26/142; D26/111**

FIG. 2 is a front elevation view thereof;

(58) **Field of Search** ..... D26/93, 102–112, D26/138, 142–151, 153; 362/410–414

FIG. 3 is a rear elevation view thereof;

(56) **References Cited**

**U.S. PATENT DOCUMENTS**

D380,578 S \* 7/1997 Visage et al. .... D26/111

FIG. 4 is a left side elevation view thereof;

D389,948 S \* 1/1998 Chang ..... D26/153

FIG. 5 is a right side elevation view thereof;

D450,409 S \* 11/2001 Crozco ..... D26/111

FIG. 6 is a top plan view thereof; and,

**OTHER PUBLICATIONS**


FIG. 7 is a bottom plan view thereof.

Item 9929, Frederick Cooper Catalog 1996.\*

\* cited by examiner

*Primary Examiner*—Jennifer Rivard

**1 Claim, 6 Drawing Sheets**






FIG. 1

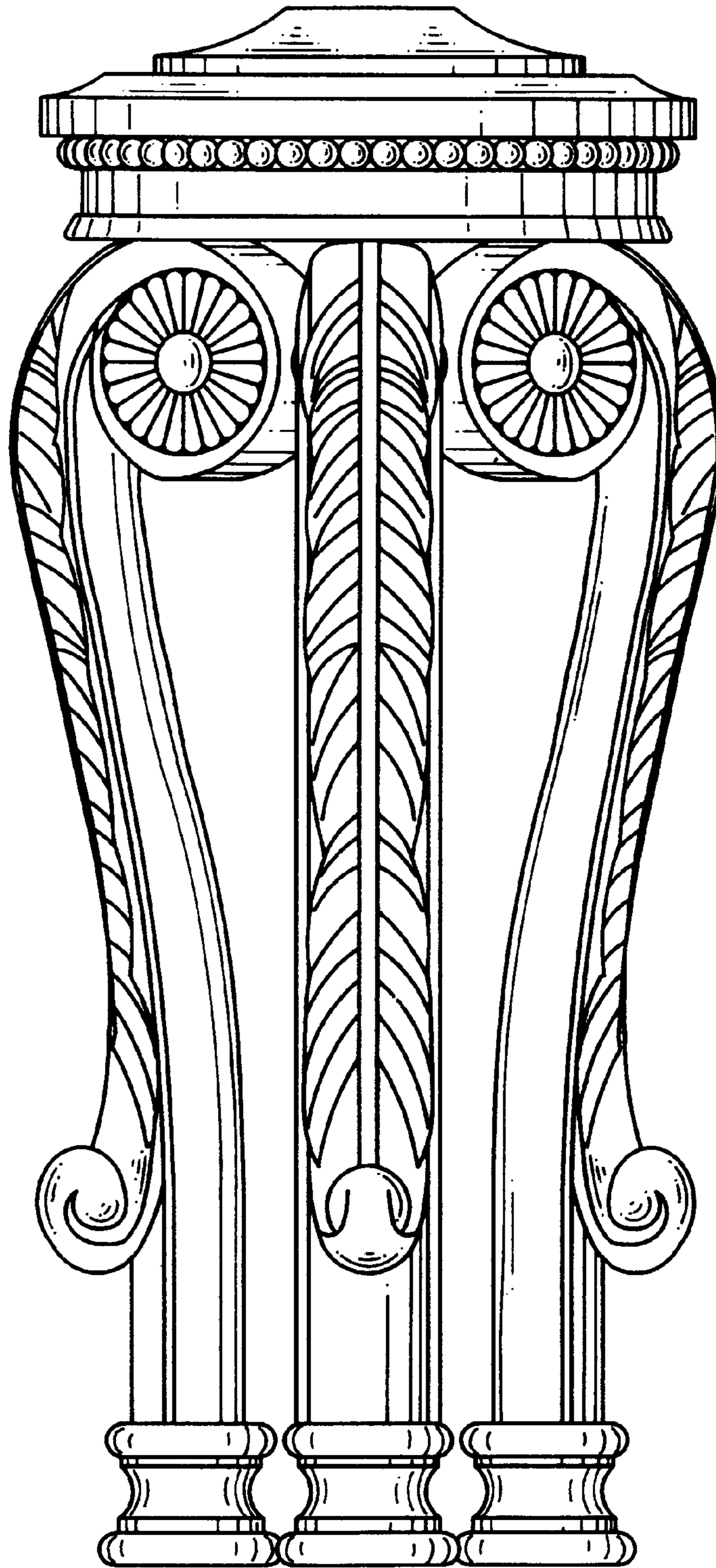


FIG. 2

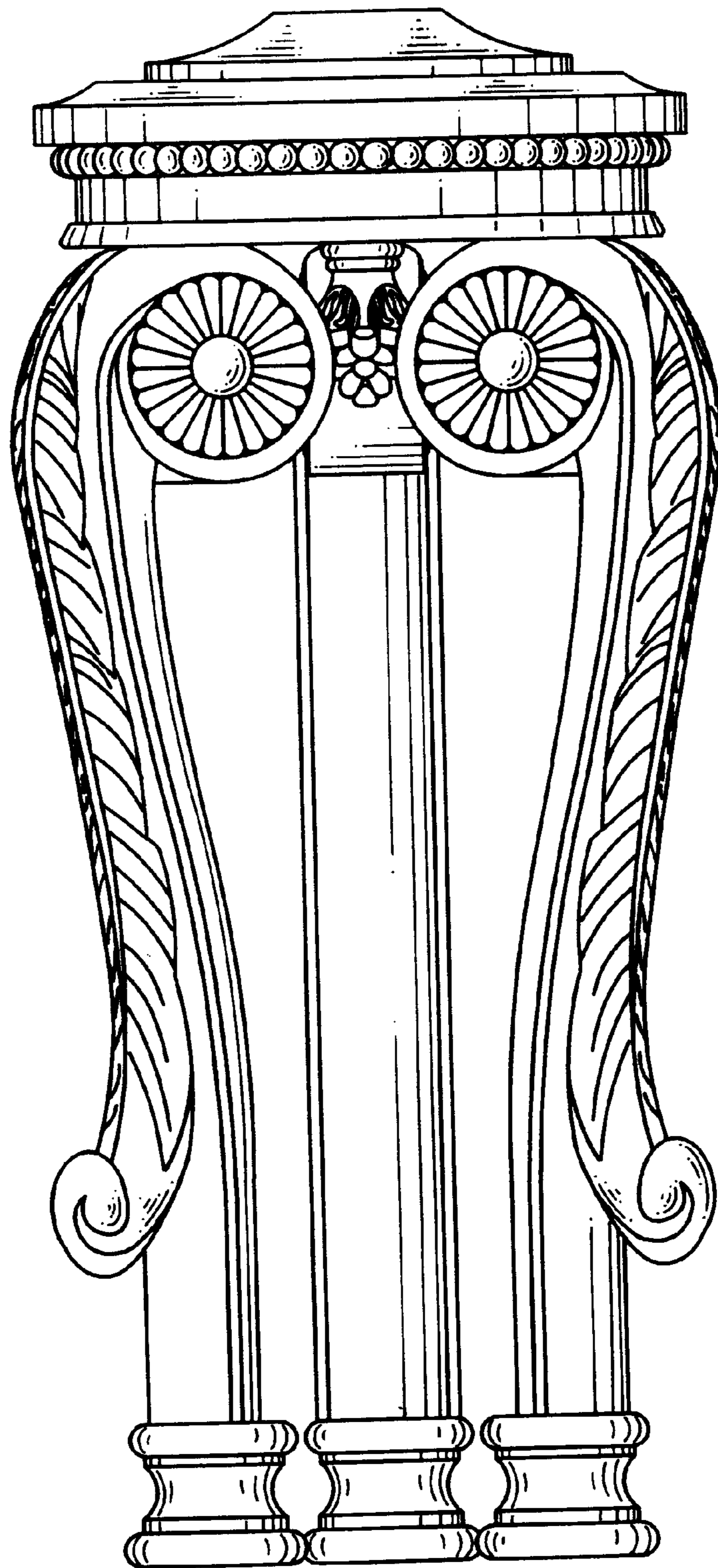


FIG. 3

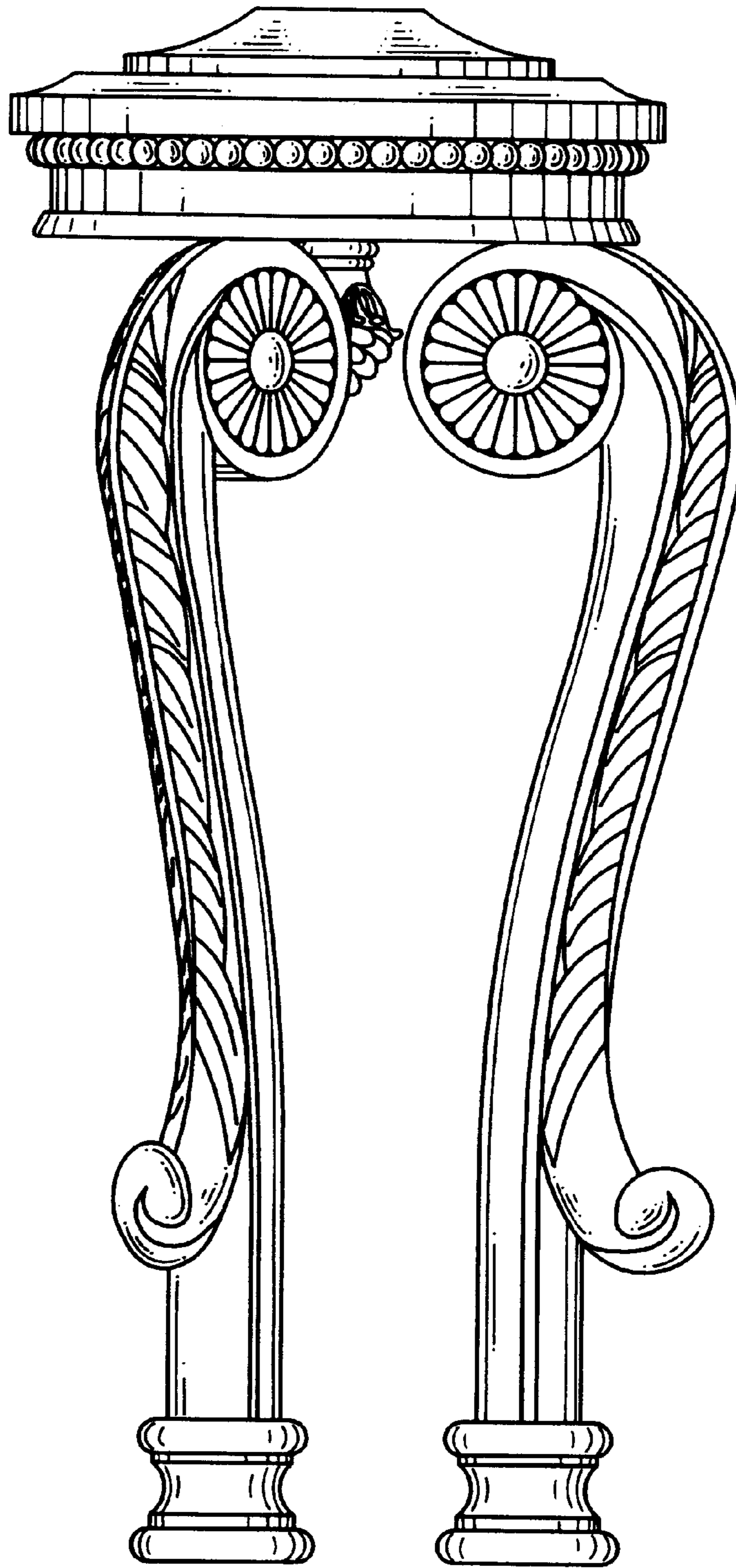


FIG. 4

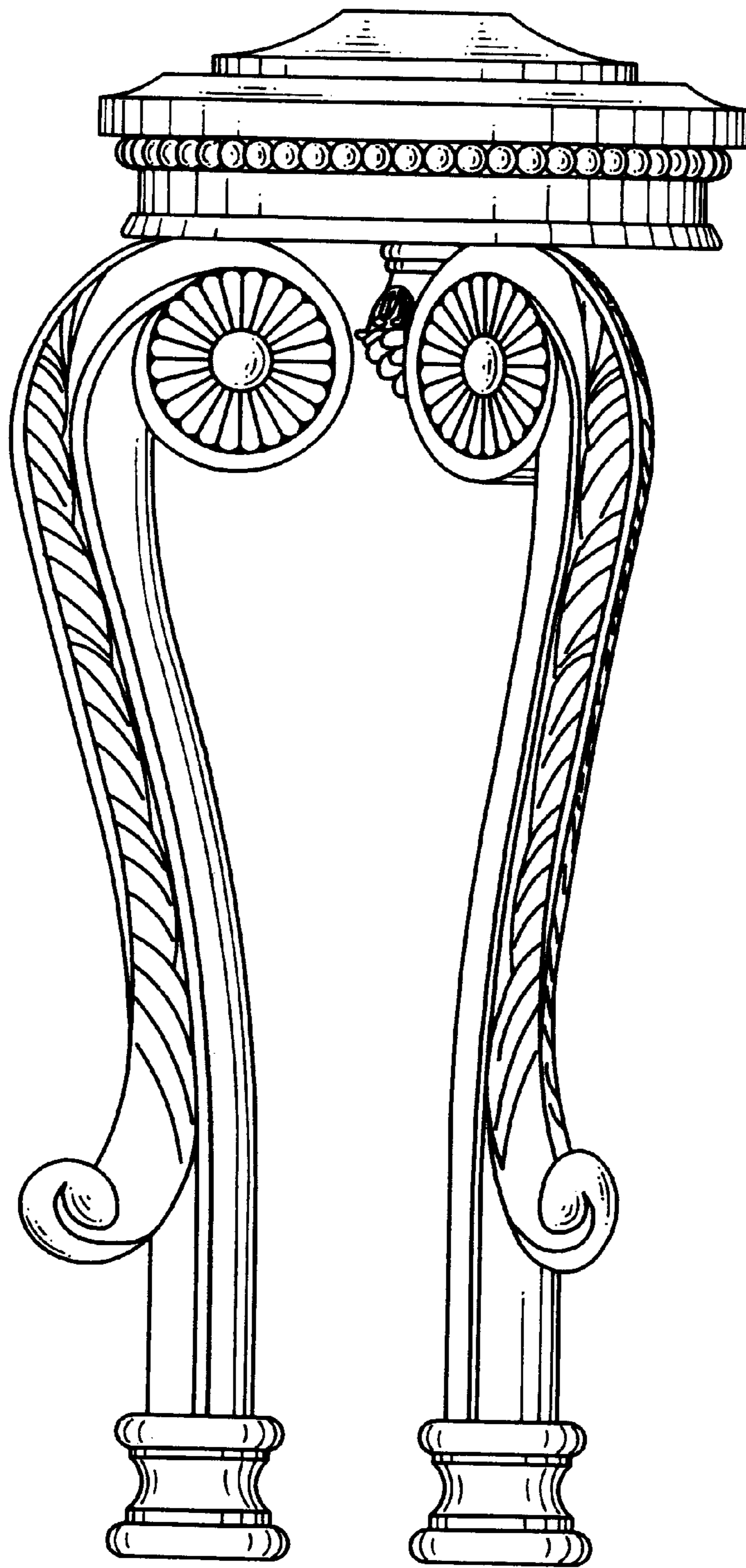


FIG. 5




FIG. 6




FIG. 7