



US00D464753S

(12) **United States Design Patent** (10) **Patent No.:** **US D464,753 S**
Yamamoto et al. (45) **Date of Patent:** **** Oct. 22, 2002**

(54) **PORTABLE LIGHT**

D445,207 S * 7/2001 Yuen D26/42

(75) Inventors: **Yukihiro Yamamoto**, Tokyo (JP);
Setsuo Ohtaka, Tokyo (JP); **Takeshi Sugisaki**, Tokyo (JP)

* cited by examiner

Primary Examiner—Marcus A. Jackson
(74) *Attorney, Agent, or Firm*—Wenderoth, Lind & Ponack, L.L.P.

(73) Assignee: **FDK Corporation**, Tokyo (JP)

(**) Term: **14 Years**

(57) **CLAIM**

The ornamental design for a portable light, as shown and described.

(21) Appl. No.: **29/154,713**

(22) Filed: **Jan. 30, 2002**

DESCRIPTION

(30) **Foreign Application Priority Data**

Aug. 28, 2001 (JP) 2001-025236

FIG. 1 is a top view of the portable light showing our new design;

(51) **LOC (7) Cl.** **26-02**

FIG. 2 is a front view thereof;

(52) **U.S. Cl.** **D26/42**

FIG. 3 is a rear view thereof;

(58) **Field of Search** D26/37-50; 362/157,
362/158, 171, 172, 173, 181-208

FIG. 4 is a bottom view thereof;

FIG. 5 is a left side view thereof;

FIG. 6 is a right side view thereof;

FIG. 7 is a sectional view taken on line A—A of FIG. 5; and,
FIG. 8 is a reference perspective view, wherein the portable light has a strap attached thereon.

FIG. 8 is for illustrative purpose only and forms no part of the claimed design.

(56) **References Cited**

U.S. PATENT DOCUMENTS

D391,656 S * 3/1998 Wan D26/42
D424,222 S * 5/2000 Leung D26/42
D443,372 S * 6/2001 Yuen D26/42

1 Claim, 6 Drawing Sheets

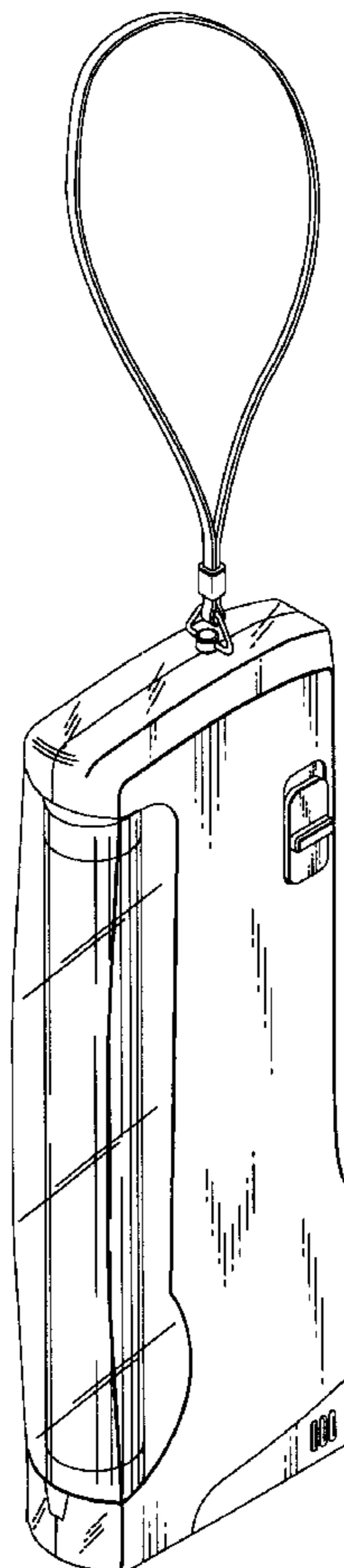


FIG.1




FIG.2

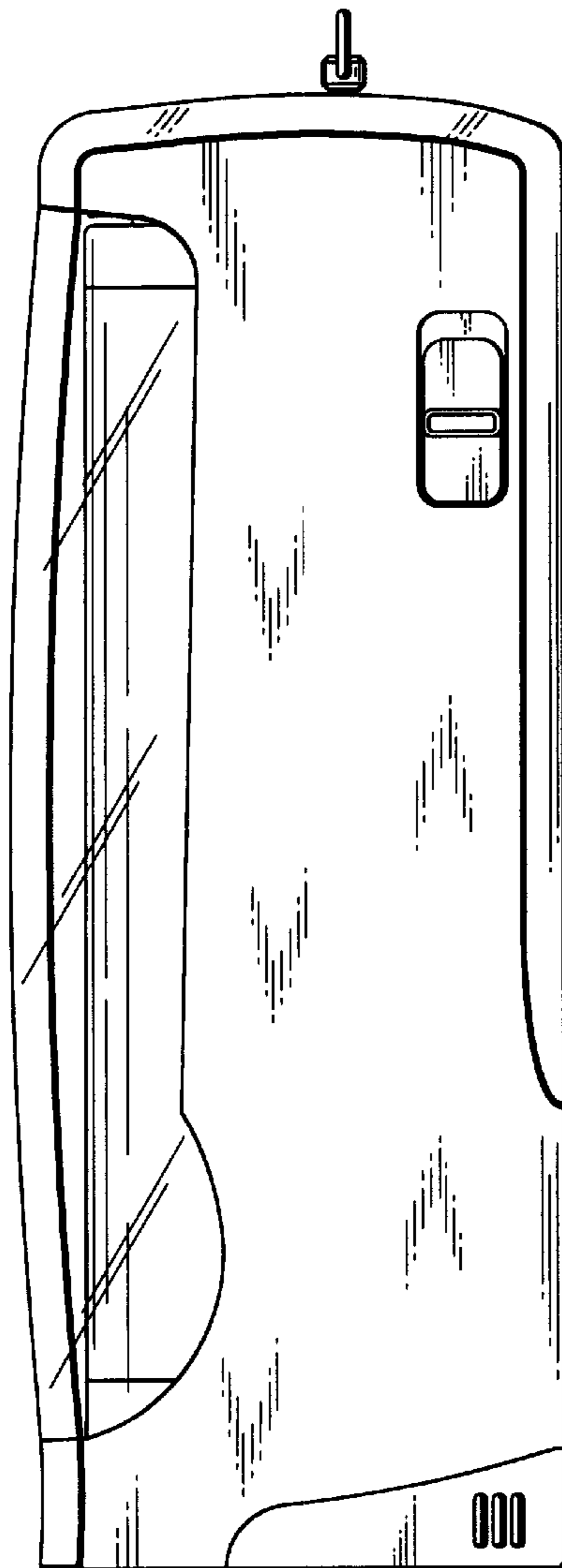


FIG.3

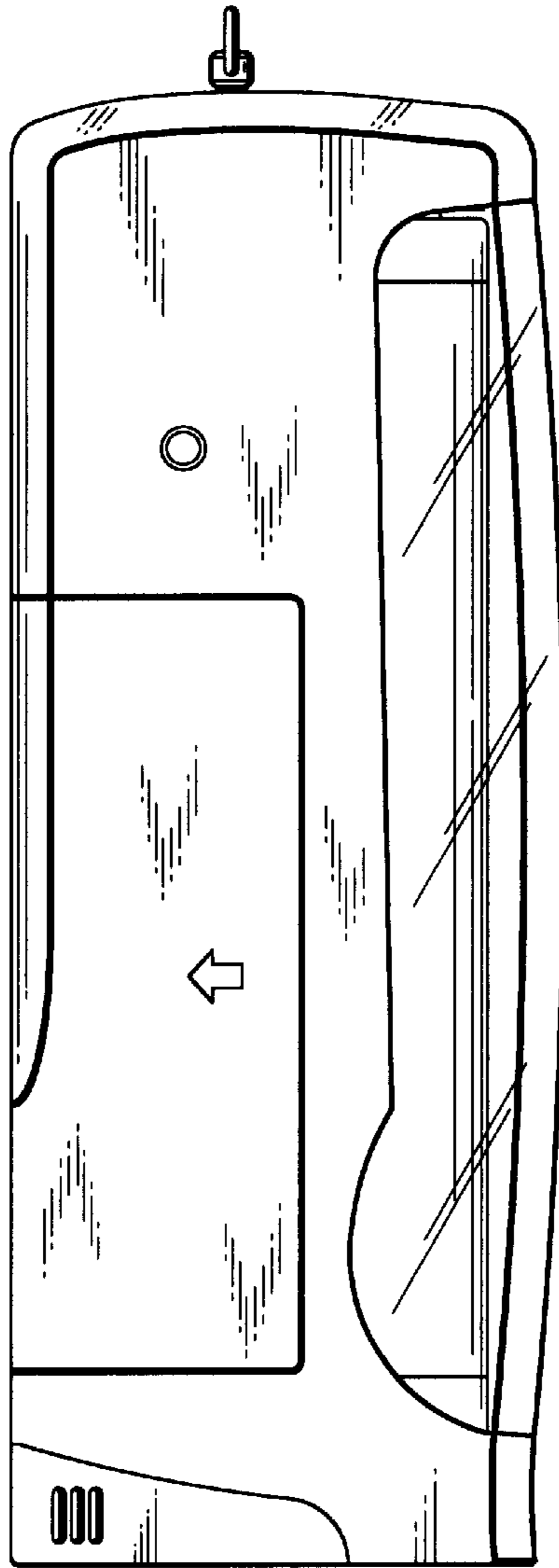


FIG.4

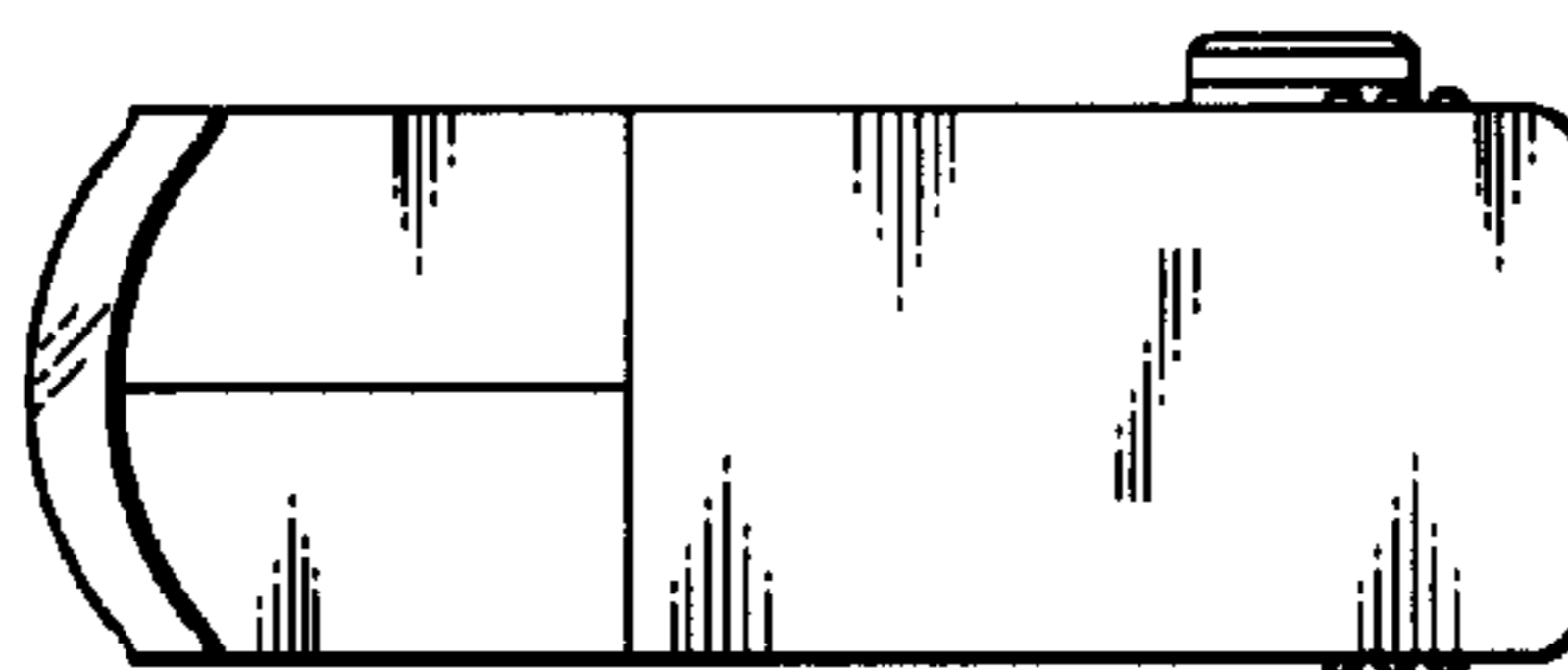


FIG.5

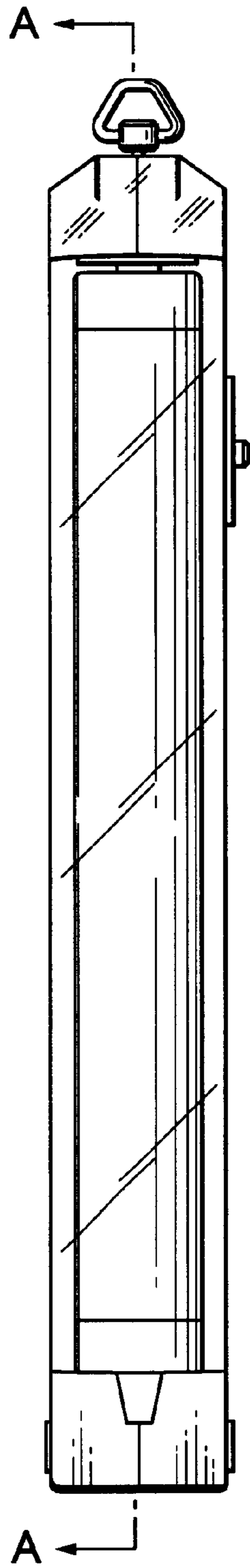


FIG. 6




FIG.7

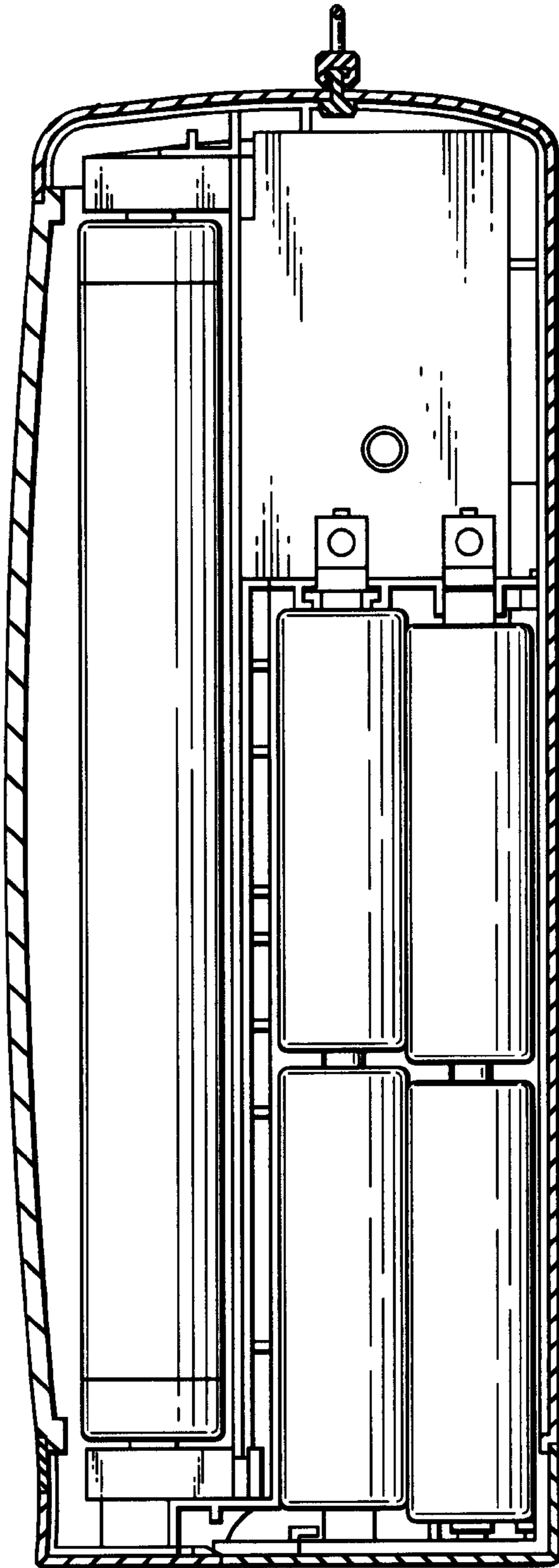


FIG.8

