



US00D464740S

(12) **United States Design Patent** (10) **Patent No.:** **US D464,740 S**  
**Griffith** (45) **Date of Patent:** **\*\* Oct. 22, 2002**

(54) **LATTICE STRUCTURE HAVING  
OVERLAPPED PATTERN WITH BORDER**

(76) Inventor: **Henry Sherman Griffith**, P.O. Box  
1444, San Juan Bautista, CA (US)  
95045

(\*\*) Term: **14 Years**

(21) Appl. No.: **29/153,237**

(22) Filed: **Jan. 2, 2002**

(51) **LOC (7) Cl.** ..... **08-99**

(52) **U.S. Cl.** ..... **D25/100**

(58) **Field of Search** ..... D25/100, 101,  
D25/53; 52/633, 635, 650.3, 652.1, 654.1,  
660, 662; 49/50

(56) **References Cited**

**U.S. PATENT DOCUMENTS**

4,516,377 A \* 5/1985 Feller ..... 52/660  
D415,290 S \* 10/1999 Lewis ..... D25/100

\* cited by examiner

*Primary Examiner*—Doris Clark

(74) *Attorney, Agent, or Firm*—Donald R. Boys; Central  
Coast Patent Agency, Inc.

(57) **CLAIM**


The ornamental design of the lattice structure having over-  
lapped pattern with border, as shown and described above.

**DESCRIPTION**


FIG. 1 is a plan view of the lattice structure having over-  
lapped pattern with border of the new design. Detail of the  
opposite side of the lattice structure having overlapped  
pattern with border shown in FIG. 1 is identical to the plan  
view shown in FIG. 1; and,

FIG. 2 is a perspective view of a corner portion of the lattice  
structure having overlapped pattern with border shown in  
FIG. 1. The elements shown in FIG. 2 are typical of all  
corners of the lattice structure having overlapped pattern  
with border, and all detail is evident from FIGS. 1 and 2.

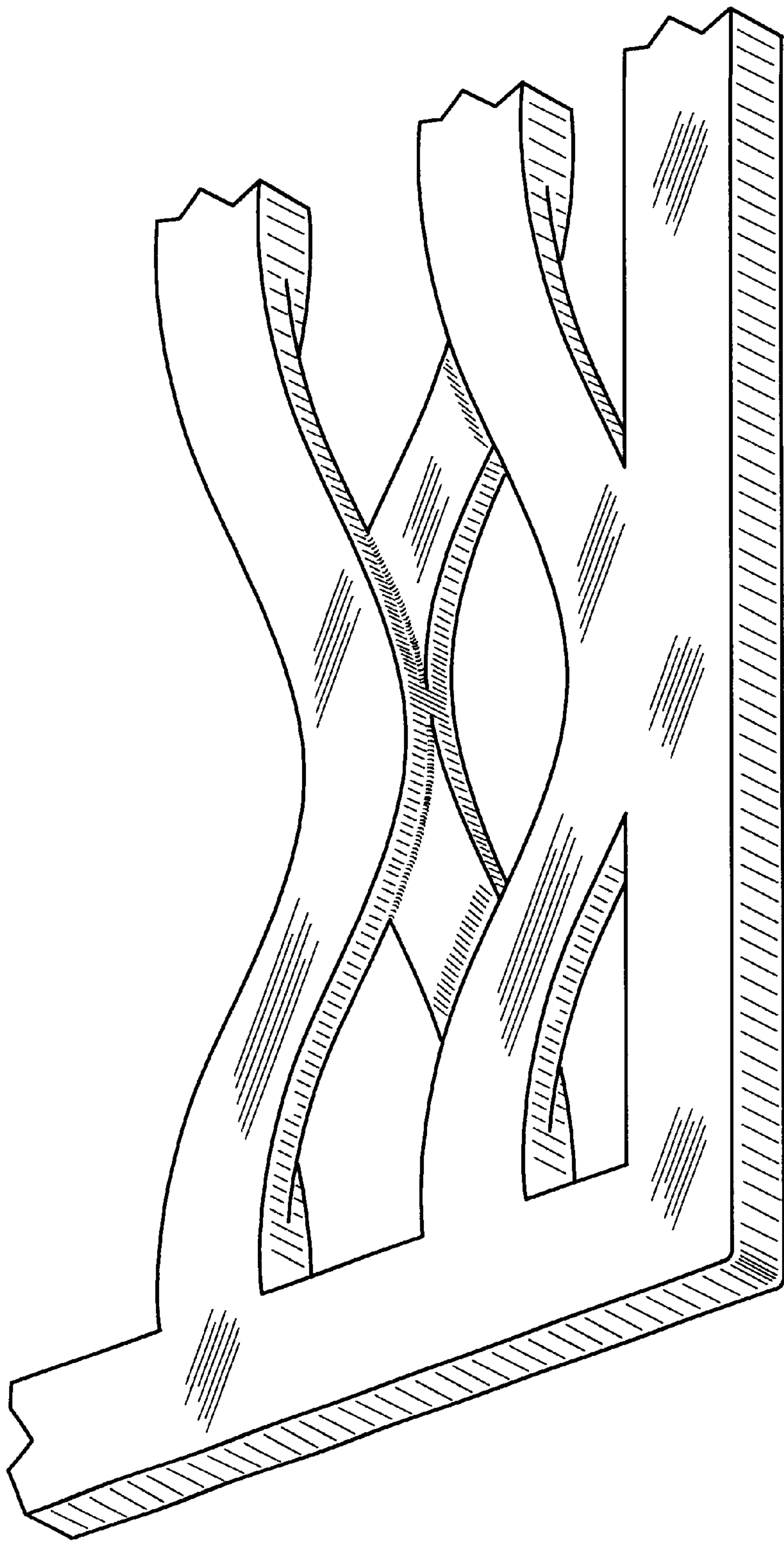
**1 Claim, 2 Drawing Sheets**







*Fig. 1*



*Fig. 2*