

US00D464706S

(12) **United States Design Patent** (10) **Patent No.:** **US D464,706 S**  
**Petrovic et al.** (45) **Date of Patent:** **\*\* Oct. 22, 2002**

(54) **BODY SPRAY SHOWER MEMBER**

(75) Inventors: **John Edward Petrovic**, Hillsdale, MI  
(US); **Todd Alex Talbot**, Jackson, MI  
(US)

(73) Assignee: **Alsons Corporation**, Hillsdale, MI  
(US)

(\*\*) Term: **14 Years**

(21) Appl. No.: **29/151,112**

(22) Filed: **Nov. 2, 2001**

**Related U.S. Application Data**

(62) Division of application No. 09/965,150, filed on Sep. 27, 2001.

(51) **LOC (7) Cl.** ..... **23-01**

(52) **U.S. Cl.** ..... **D23/213; D23/304**

(58) **Field of Search** ..... D23/213, 229,  
D23/304, 223; 4/601, 615, 612

(56) **References Cited**

**U.S. PATENT DOCUMENTS**

5,339,469 A \* 8/1994 Gilles ..... 4/601

D405,877 S \* 2/1999 Larsson ..... D23/304

6,038,715 A \* 3/2000 Flieger et al. .... 4/601

D429,322 S \* 8/2000 Haug et al. .... D23/301

6,256,808 B1 \* 7/2001 Graham et al. .... 4/615

\* cited by examiner

*Primary Examiner*—Robin V. Taylor

(57) **CLAIM**

The ornamental design for the body spray shower member,  
as shown and described.

**DESCRIPTION**

FIG. 1 is a perspective view of the unique body spray shower member in accordance with the invention;

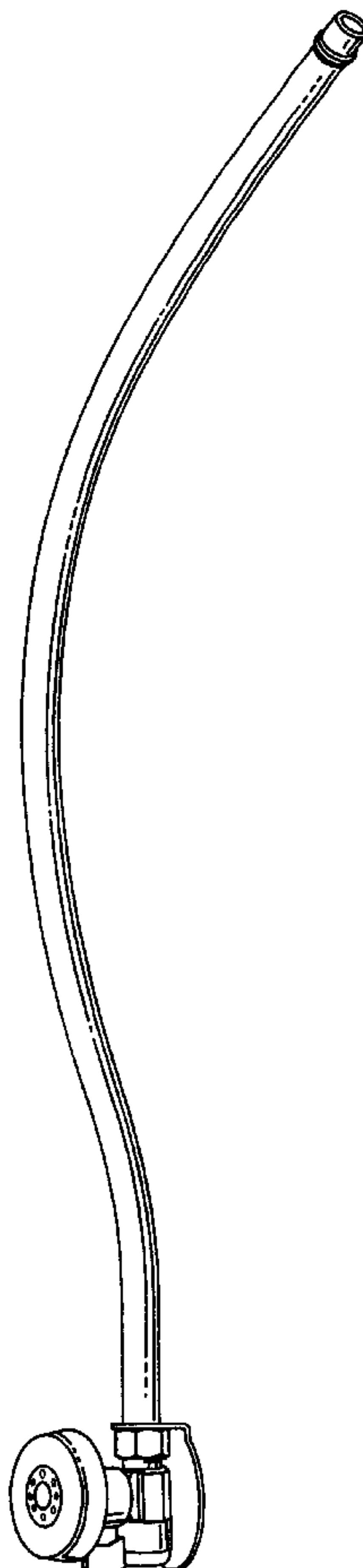
FIG. 2 is a front plan view of the body spray shower member of FIG. 1;

FIG. 3 is a right side plan of the body spray member of FIG. 1 with the left side being similar except for the opposite contour of the hose thereof;

FIG. 4 is a top plan view of the body spray shower member of FIG. 1; and,

FIG. 5 is a bottom plan view of the body spray shower member of FIG. 1.

**1 Claim, 2 Drawing Sheets**



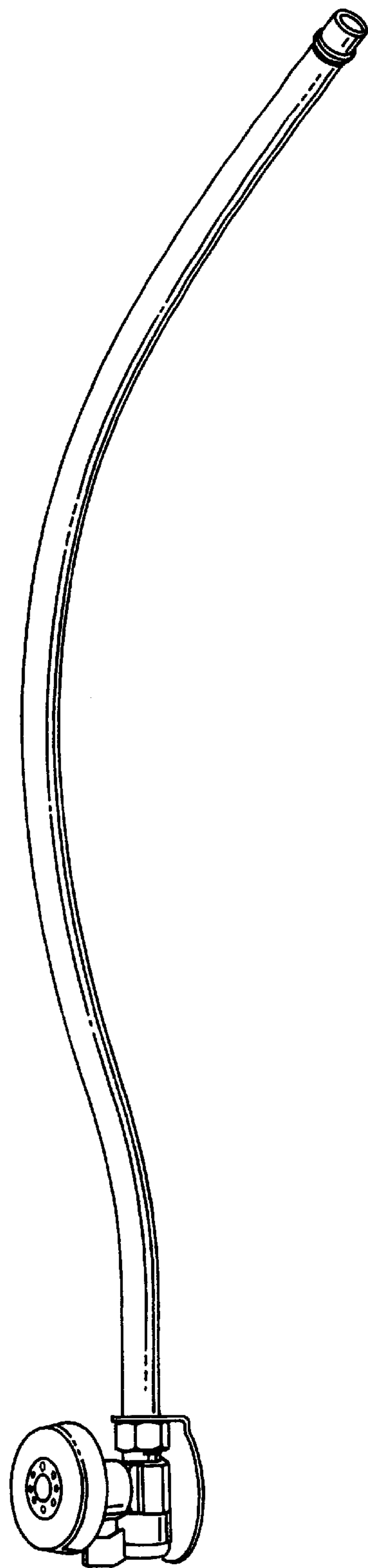


FIG. 1




FIG. 2

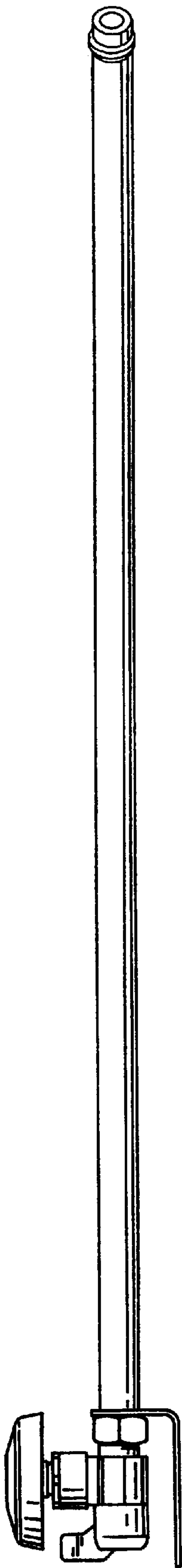


FIG. 3

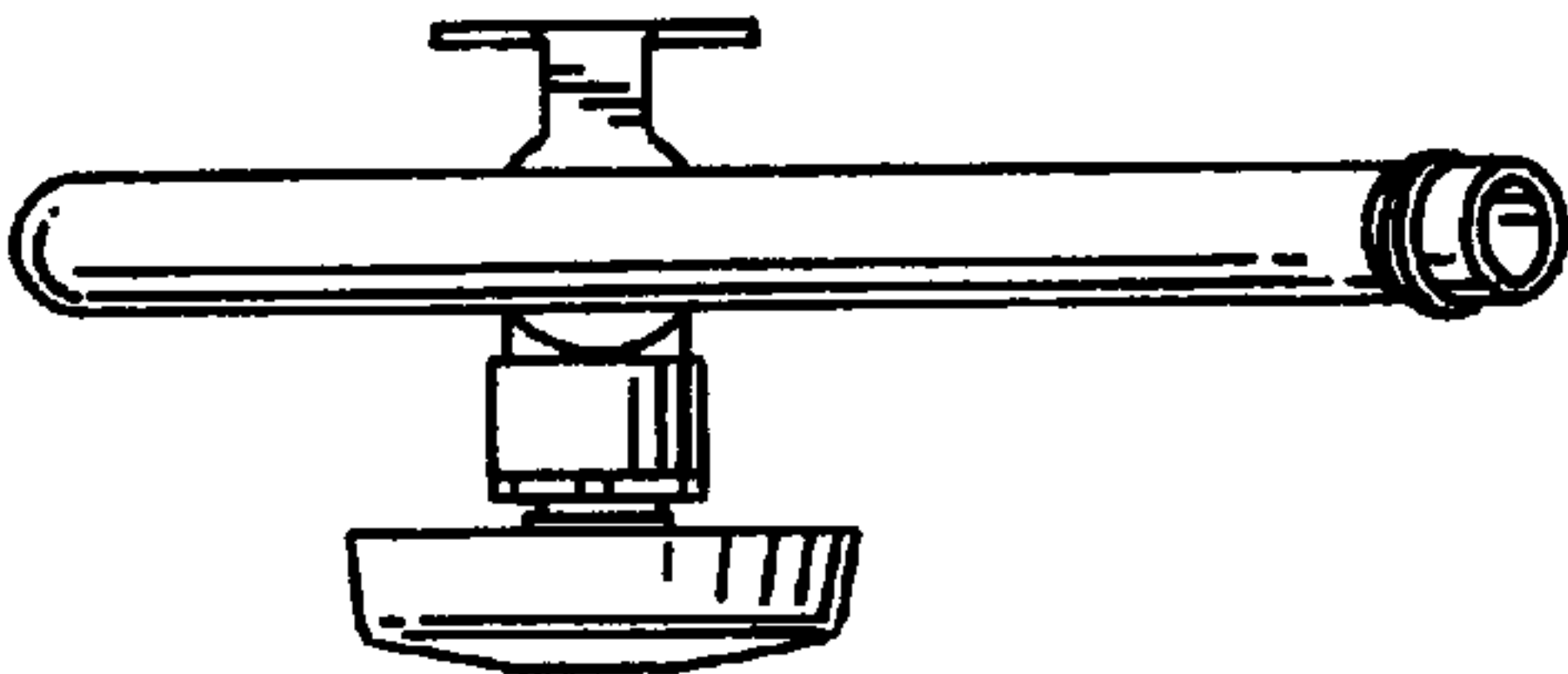


FIG. 4

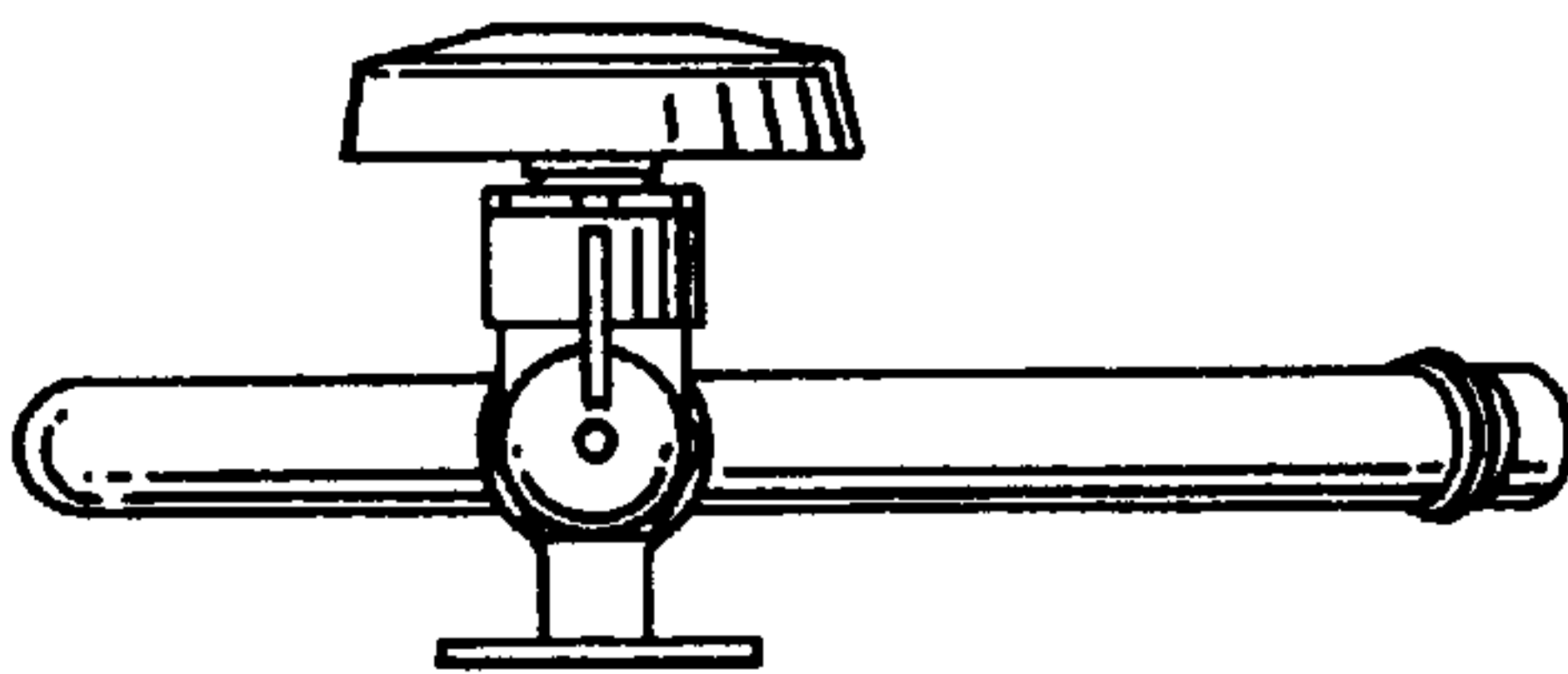


FIG. 5