



US00D464701S

(12) **United States Design Patent** (10) **Patent No.:** **US D464,701 S**
Kiefer et al. (45) **Date of Patent:** **** Oct. 22, 2002**

(54) **STARTING PLATFORM TOP FOR A SWIMMER**

(75) Inventors: **Jack Kiefer**, Wadsworth, IL (US);
Jonathan Skovronski, Paddock Lake, WI (US)

(73) Assignee: **Kiefer Pool Equipment Co.**, Zion, IL (US)

(**) Term: **14 Years**

(21) Appl. No.: **29/158,075**

(22) Filed: **Mar. 28, 2002**

Related U.S. Application Data

(62) Division of application No. 29/153,937, filed on Jan. 14, 2002.

(51) **LOC (7) Cl.** **21-02**

(52) **U.S. Cl.** **D21/802**

(58) **Field of Search** D21/802, 801,
D21/803, 815, 797; D25/2; D12/317; 114/362;
482/30, 31, 32

(56) **References Cited**

U.S. PATENT DOCUMENTS

D202,546 S * 10/1965 French D21/802
3,809,392 A * 5/1974 Kral, Jr. 482/30
3,916,214 A * 10/1975 Coble, Jr. et al.
D240,811 S * 8/1976 Beull, Jr. D21/802
4,669,414 A * 6/1987 Molino 114/362
4,780,085 A * 10/1988 Malone
D304,573 S * 11/1989 Hoszowski D21/802

OTHER PUBLICATIONS

Photograph showing top plan of Paragon starting platform top, undated.

* cited by examiner

Primary Examiner—Lucy Lieberman

(74) *Attorney, Agent, or Firm*—Wood, Phillips, Katz, Clark & Mortimer

(57) **CLAIM**

The ornamental design for a starting platform top for a swimmer, as shown and described.

DESCRIPTION

The starting platform top for a swimmer can be mounted on a base, stand, or pedestal, at one end of a swimming pool. A starting platform top for a swimmer is used to position a swimmer in a starting position for a race.

FIG. 1 is a perspective view of a starting platform top for a swimmer, as taken from an upper, front, right side vantage;

FIG. 2 is a front view thereof;

FIG. 3 is a side view thereof, as taken from the right side, the left side being a mirror image of the right side;

FIG. 4 is a back view thereof;

FIG. 5 is a top view thereof; and,

FIG. 6 is a bottom view thereof.

The broken lines shown in FIG. 6 show the boundaries of the claimed design. Both the broken line itself and the unshaded region framed by the broken lines do not form part of the claimed design.

1 Claim, 4 Drawing Sheets

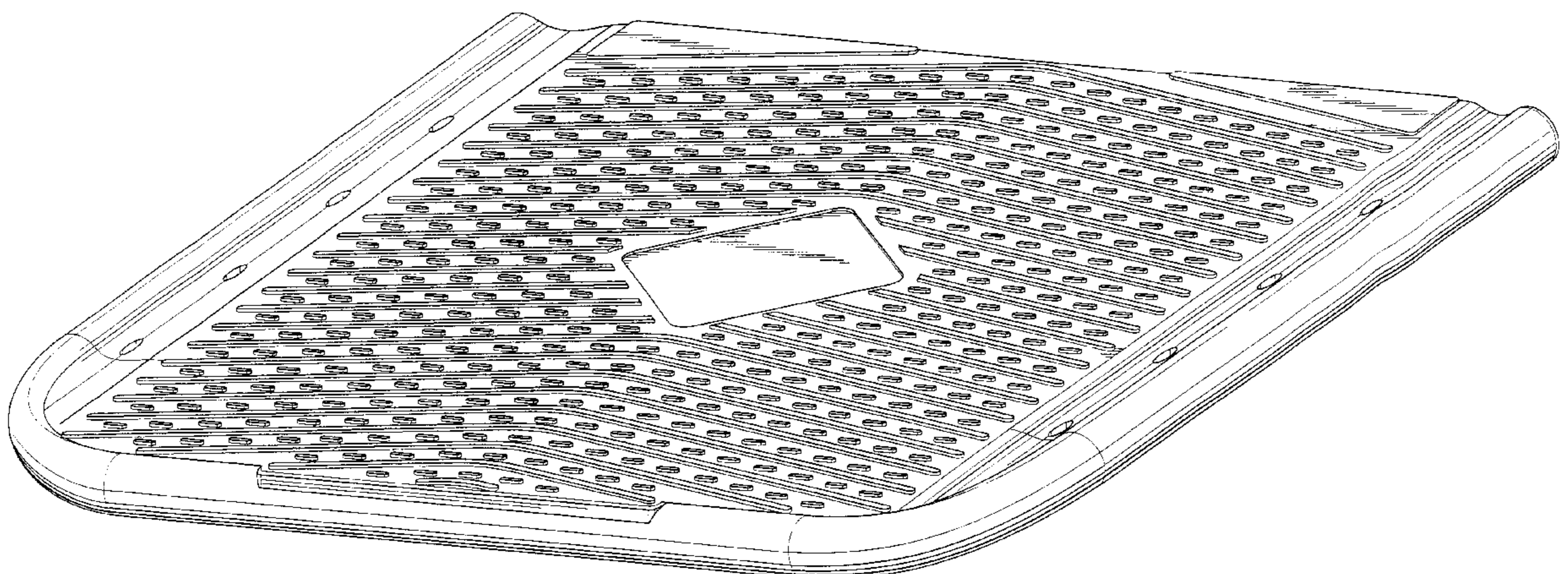


Fig. 1

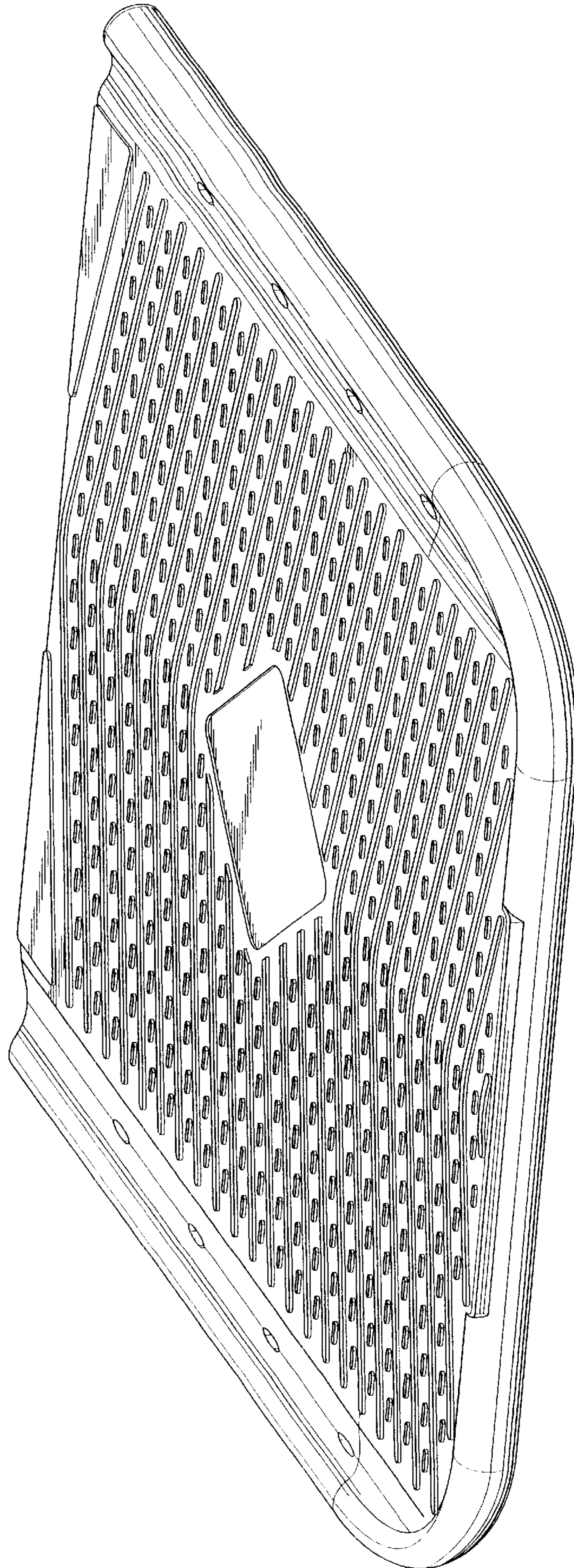


Fig. 2




Fig. 3




Fig. 4




Fig. 5

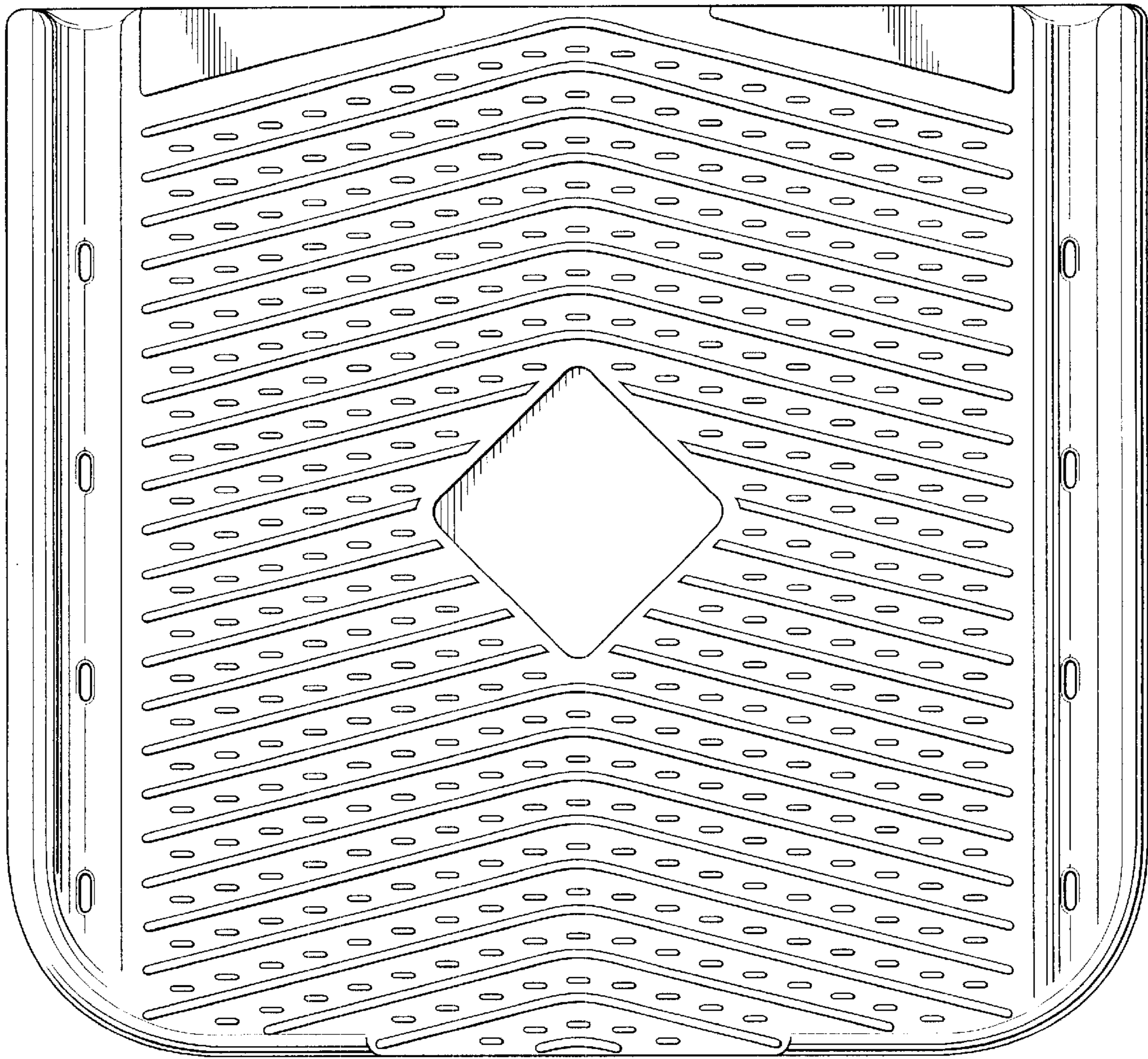


Fig. 6

