



US00D464700S

(12) **United States Design Patent**
Kiefer et al.

(10) **Patent No.:** **US D464,700 S**

(45) **Date of Patent:** **** Oct. 22, 2002**

(54) **STARTING PLATFORM TOP FOR A SWIMMER**

(75) Inventors: **Jack Kiefer**, Wadsworth, IL (US);
Jonathan Skovronski, Paddock Lake, WI (US)

(73) Assignee: **Kiefer Pool Equipment Co.**, Zion, IL (US)

(**) Term: **14 Years**

(21) Appl. No.: **29/153,937**

(22) Filed: **Jan. 14, 2002**

(51) **LOC (7) Cl.** **21-02**

(52) **U.S. Cl.** **D21/802**

(58) **Field of Search** D21/802, 801,
D21/803, 815, 797; D25/2; D12/317; 482/30,
31, 32; 114/362

(56) **References Cited**

U.S. PATENT DOCUMENTS

D202,546 S	*	10/1965	French	D21/802
3,809,392 A	*	5/1974	Kral, Jr.	482/30
3,916,214 A	*	10/1975	Coble, Jr. et al.		
D240,811 S	*	8/1976	Beull, Jr.	D21/802
4,669,414 A	*	6/1987	Molino	114/362
4,780,085 A	*	10/1988	Malone		
D304,573 S	*	11/1989	Hoszowski	D21/802

OTHER PUBLICATIONS

Photograph showing top plan of Paragon starting platform top, undated.

* cited by examiner

Primary Examiner—Lucy Lieberman
(74) *Attorney, Agent, or Firm*—Wood, Phillips, Katz, Clark & Mortimer

(57) **CLAIM**

The ornamental design for a starting platform top for a swimmer, as shown and described.

DESCRIPTION

The starting platform top for a swimmer can be mounted on a base, stand or pedestal at one end of a swimming pool. A starting platform top for a swimmer is used to position a swimmer in a starting position for a race.

FIG. 1 is a perspective view of a starting platform top for a swimmer showing our new design, as taken from an upper, front, right side vantage;

FIG. 2 is a front view of FIG. 1;

FIG. 3 is a side view of FIG. 1, as seen from the right side, the left side being a mirror image of the right side;

FIG. 4 is a back view of FIG. 1;

FIG. 5 is a top view of FIG. 1; and,

FIG. 6 is a bottom plan view of the starting platform top for a swimmer.

The broken lines shown in FIG. 6 show the boundaries of the claimed design. Both the broken line itself and the unshaded region framed by the broken lines do not form part of the claimed design.

1 Claim, 4 Drawing Sheets

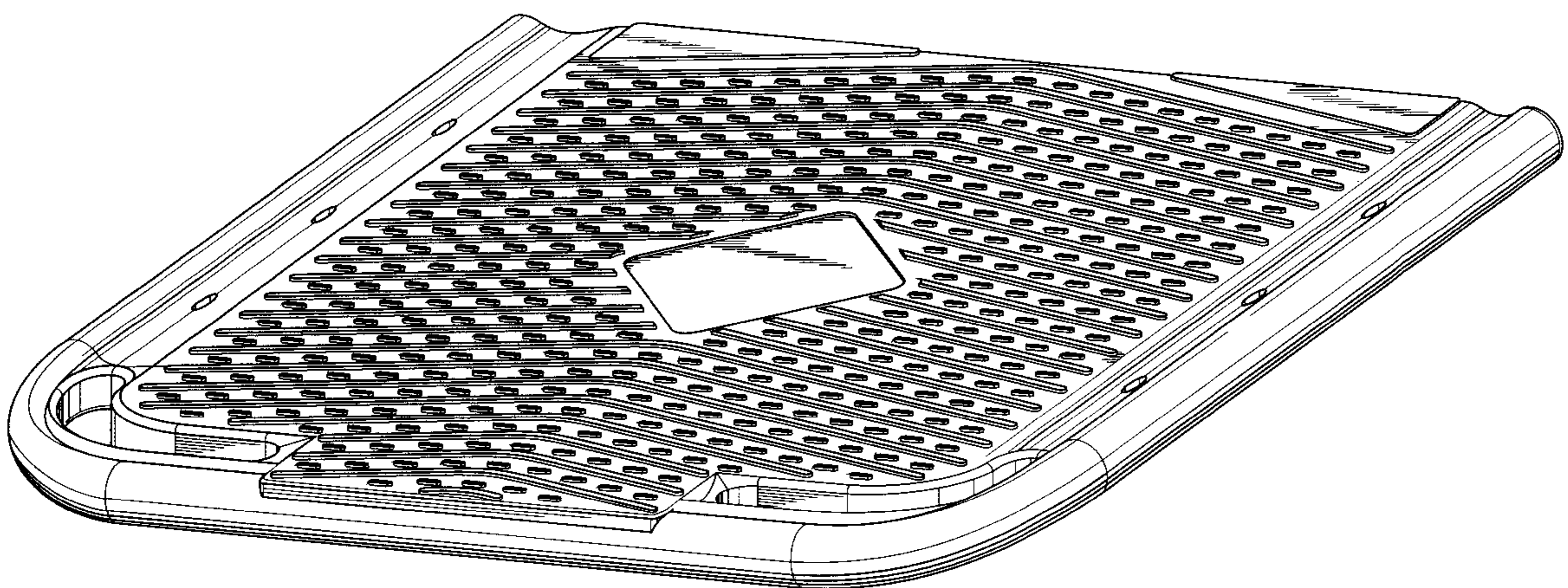


Fig. 1

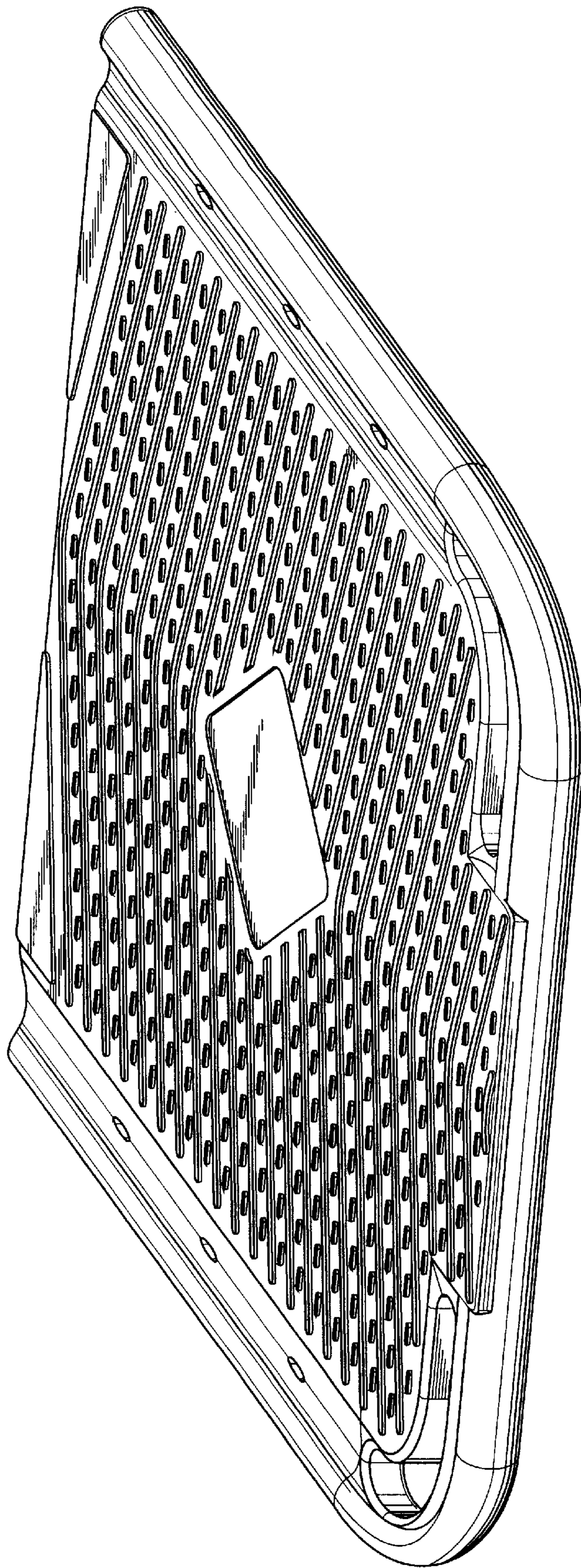


Fig. 2




Fig. 3

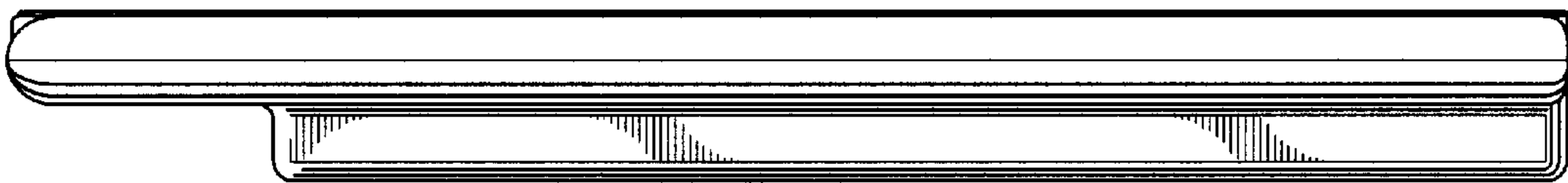


Fig. 4



Fig. 5

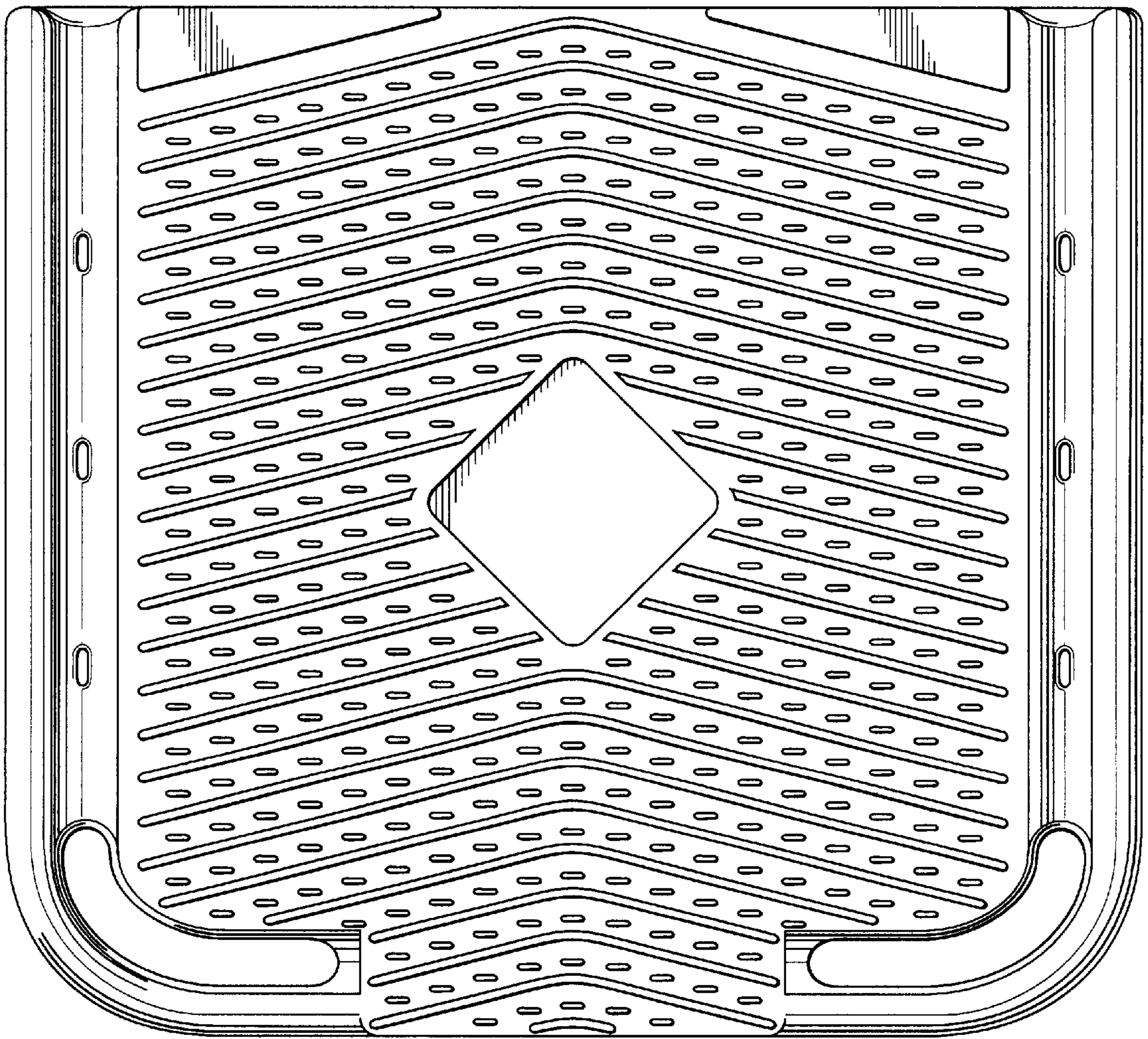


Fig. 6

